



GOVERNMENT OF KIRIBATI

2024 DEVELOPMENT BUDGET

BUILDING A SECURE AND PROSPEROUS FUTURE

*REITAKIN TE MAIURAOI AO TE RIKIRAKE AE TABANGAKI AO
MAN MANO RAOI*

AS APPROVED BY THE MANEABA NI MAUNGATABU

November 2023

National Economic Planning Office
Ministry of Finance and Economic Development
Bairiki, Tarawa

FOREWORD

It gives me great honour and pleasure to present this 2024 Development Budget Book for public information and use.

The annual development budget presents a consolidated report of the development projects that are to be pursued for the year 2024. It brings together the Government of Kiribati funded Local Contribution to the Development Fund and pledges from development partners.

Since 2022, we changed how we presented the development budget and expanded the discussion on key issues to make the information more accessible. This year, 2024, follows the same format and have included some enhancement presenting simpler tables and graphs for easier understanding. I trust this will assist in communicating the Government's vision for a healthy, wealthy, and safe future with people at the center of it all.

The theme for this year's budget is 'Building a Secure and Prosperous Future'. The theme resonates well with the government's vision to build a wealthy, healthy and peaceful nation through the effective deployment and management of its resources for sustainable development. The theme underscores the long-held belief that the people's future cannot be secure and prosperous unless the gains of development are equitable, inclusive and people-centered. Indeed, this has been the pillar and cornerstone of the government's policies, including the national budgets. This 2024 Budget builds on and continues this fundamental principle.

To build resilience and ensure our future prosperity, we must invest in human, social, natural, and physical capital today. The Development Budget outlines how we will do this for 2024.

The 2024 Development Budget could not be delivered without the contributions of our development partners; therefore, I wish to reaffirm the Government's sincerest appreciation to all our development partners for their continued and unwavering support to our development agenda. We look forward to continuing this cordial partnership into 2024.

I wish to acknowledge all those involved in the 2024 Development Budget preparation, in particular, the National Economic Planning Office and the Senior Management of the Ministry of Finance and Economic Development under the leadership of the Secretary, who have done so much for so little to pull together this 2024 Budget.

May we pray that God bless the 2024 Development Budget and our beloved country, Kiribati, as we rebuild our lives and economy stronger through better sustainable ways.

Te Mauri, Te Raoi ao Te Tabomoa!

Hon. Dr Teuea Toatu
Vice President & Minister of Finance and Economic Development
Bairiki, Tarawa

TABLE OF CONTENTS

2024 DEVELOPMENT BUDGET AT A GLANCE	1
INTRODUCTION	2
DEVELOPMENT BUDGET METHODOLOGY	2
CHANGES IN 2024	2
UNDERSTANDING THE TABLES.....	3
2024 DEVELOPMENT BUDGET OVERVIEW	4
DEVELOPMENT PRIORITIES	4
REVENUE	5
LOCAL CONTRIBUTION TO THE DEVELOPMENT FUND.....	5
DEVELOPMENT PARTNERS.....	5
EXPENDITURE	6
GEOGRAPHIC ALLOCATION	6
KIRIBATI VISION 2020 (KV20) AND KDP	7
FINANCIAL SYSTEM	7
CARRY-OVER PROJECTS	7
RISKS AND SENSITIVITIES	7
GRAPHICAL PRESENTATION OF DEVELOPMENT BUDGET	8
TABLE 1: DEVELOPMENT BUDGET OVERVIEW	12
TABLE 2A: MINISTRY DEVELOPMENT BUDGET BY REGION 2024	13
TABLE 2B: MINISTRY DEVELOPMENT BUDGET BY KV20 PILLAR 2024	14
TABLE 2C: MINISTRY DEVELOPMENT BUDGET BY KDP SECTOR 2024	15
TABLE 3: DEVELOPMENT BUDGET BY DONOR (2022-2027)	16
TABLE 4: DEVELOPMENT BUDGET SUMMARY BY MINISTRY (2022-2027)	18
TABLE 5: TOTAL INVESTMENTS FOR 2023 AND 2024	19
TABLE 6: DEVELOPMENT BUDGET SUMMARY 2022-2027	20
TABLE 7A: DEVELOPMENT BUDGET BY MINISTRY 2021-2026 GOK SYSTEM	22
TABLE 7B: DEVELOPMENT BUDGET BY MINISTRY 2022-2027 DONOR SYSTEM	46
TABLE 8: COMPLETED PROJECTS	55
TABLE 9: ACQUITTED PROJECTS	60
TABLE 10: DCC APPROVED PROJECTS	61
TABLE 11: DONOR GROUPING AND DETAILS	62

2024 DEVELOPMENT BUDGET AT A GLANCE

The annual Development Budget summarises the expected funding for development projects in the year. These projects link to the Government's development priorities as expressed in the Kiribati 20 Year Vision (KV20) and the Kiribati Development Plan (KDP). For 2024, the Development Budget includes new funding pledges for projects with a total value of \$315.1 million, or 82 per cent of GDP.

The Government of Kiribati Local Contribution to the Development Fund (LCDF) is \$140.1million equivalent to 37 per cent of GDP, and 44 per cent of the total Development Budget. Pledges from development partners total \$175 million, (46 per cent of GDP and 56 per cent of the total Development Budget). For 2024, the main LCDF funded expenditure is on social protection payments for the Copra Subsidy and Support for the Unemployed including the new commitment of leave grants for non-ER posts. These items total at \$68 million, or 22 per cent of the total Development Budget.

After the social protection allocation including the leave grant for non-ER posts, total funding for development projects in 2024 is estimated at \$247.3 million, or 65 per cent of GDP. Of this, the top four investment areas by Ministry are:

- Energy, sanitation, water and transport projects, through the Ministry for Infrastructure and Sustainable Energy (MISE), totaling \$77.4 million (25 per cent of the total Development Budget).
- Finance projects, through Ministry of Finance and Economic Development (MFED), totaling \$77.6 million (25 per cent of the total).
- Education projects, through the Ministry of Education (MOE), totaling \$26 million (8 per cent of the total), including \$15 million for overseas scholarships.
- Health projects through the Ministry for Health and Medical Services (MHMS), totaling \$42.8 million (14 per cent of the total).

The geographic allocation of the Development Budget reflects national projects to the value of \$206.5 million (65 per cent of the total), Gilbert Group projects of \$100 million (32 per cent of the total) and Line and Phoenix Islands, \$8.6 million (3 per cent of the total). The KV20 distribution is skewed to the Wealth category, as this reflects the social protection payments and the leave grant for the non-ER posts. In 2024 the allocation to the Wealth pillar is \$194.3 million, or 62 per cent of the total, Infrastructure accounts for \$107 million (34 per cent), Peace and Security \$7.8 million (2 per cent) and Governance \$6 million (2 per cent).

The KDP pillars show \$98.4 million (31 per cent of the total) is allocated for Economic Wealth (this includes social protection payments and leave grant for non-ER posts), \$106 million (34 per cent of the total) for Developing Infrastructure, \$52.8 million (17 per cent of the total) for Harnessing Human Wealth (that is education), \$38.7 million (12 per cent of the total) for Health, \$13.4 million for environmental resilience (4 per cent of the total), and \$5.6 million (2 per cent of the total) on governance projects.

The total estimated carried forward balance from 2023 and previous years is estimated at \$81.6 million, bringing the total value of potential expenditure through the Development Fund in 2024 to \$396.7 million (104 per cent of GDP) on a total of 998 projects.

INTRODUCTION

The annual Development Budget summarizes the expected funding for development projects in the year. These projects link to the Government's development priorities as expressed in Kiribati 20 Year Vision (KV20) and the Kiribati Development Plan (KDP).

The Development Budget reflects the best available information at the time it is prepared and is subject to change as more information becomes available. It provides a useful snapshot of Government development priorities, and the composition of Government and development partners' support to achieve them.

The Development Budget was prepared consistent with the assumptions and economic outlook included in the 2024 Recurrent Budget with borders reopening in 2022, removing barriers to travel and trade, and enabling project delivery to accelerate.

Development Budget Methodology

The execution of the Development Budget 2024 is governed by the Development Fund Rules as per Section 11 of CAP 79 – Public Finance (Control and Audit). All information is in Australian Dollars otherwise stated.

The 2024 Development Budget outlines expected expenditure from the Development Fund in 2024. It brings together pledges from development partners and the Local Contribution to the Development Fund (LCDF) appropriated by Parliament through the 2024 Recurrent Budget. It captures projects that are underway, shown in the 2023 balance, and estimates of funding pledged to be expended in 2024.

Projects can be executed either through Government of Kiribati systems or through donor systems.

LCDF contributions are approved by Parliament and appropriated annually to the Development Fund. Balances that are not fully expended in the budget year carry-over to next year. This allows Development Fund balances to accumulate over time and enables project delivery to be spread over the current year and forward estimates.

Project planning is still maturing, and efforts continue to enhance the accuracy and reliability of forward estimates and project costs.

Where possible, forward estimates of LCDF and development partner programs have been incorporated into the budget out-years. For development partner projects, the estimates have been developed in consultation with development partners, and generally cover only the forward program relevant to that partner.

In almost all cases, confirmed development partner projects do not extend across the full forward estimates. This should not be interpreted as a removal or reduction of that partner's support in any given year. Forward estimates only represent the information available to the Government at the time the report was prepared.

Changes in 2024

The presentation of the 2024 Development Budget retains the new structure that was updated and used since the 2022 Development Budget with inclusion of additional details, tables and presenting more simpler graphing. This change was in response to requests from Parliamentarians for a more readable and user-friendly document.

There are additional tables included on acquitted projects, approved projects by DCC and table on donor grouping and details.

The introductory text has been expanded to include more analysis of the contents of the budget, and to highlight key initiatives with charts illustrating project investment by donors.

Understanding the Tables

The Development Budget comprises a large number of tables that slice and dice the information in a variety way, including by geographic dispersion, Kiribati 20 Year Vision (KV20) and Kiribati Development Plan (KDP) priorities, Government Ministry and development partner, as well as financial system utilised to manage expenditure.

Consistent with the Recurrent Budget, all tables showing multiple years cover the full period of 2022 through to 2027 projections.

Table 1 provides an overview of the Development Budget

Table 2 shows the split of funding by Ministry and region, KDP and KV20 categories. The region split separates the outer islands into the Gilbert Group, Line and Phoenix Group and national projects.

Projects that cover the 'Outer Islands' (including projects on Banaba) are classified under 'Gilbert'. Those projects with a national focus across all islands are classified as 'National'.

The breakdown by Ministry across the region is shown in Table 2A, the breakdown across KV20 Pillars is shown in Table 2B. The breakdown across KDP sectors is shown in Table 2C.

Table 3 shows contributions to the Development Budget by donor.

Table 4 shows the Development Budget by Ministry.

Table 5 shows total investments by 2023 remaining balance and 2024 pledges with the number of projects per ministry.

Table 6 shows the Development Fund summary by financial system used – either Government of Kiribati or donor systems.

Tables 7 (A) and (B) summarise the list of funded development projects with their actual and estimated costs. The table summarizes how funds are channelled through and managed separately, either using the (i) Government of Kiribati System or the (ii) Donor System.

Additional tables include Table 8 lists completed projects; Table 9 listing acquitted projects with Table 10 listing DCC approved projects. Table 11 shows donor grouping and details.

The projects included in the Development Budget link to the Government's development priorities as expressed in Kiribati 20 Year Vision (KV20) and the Kiribati Development Plan (KDP).

They will also assist in achieving the goals of the Istanbul Plan of Action, the Sustainable Development Goals (the 2030 Agenda), the SIDS Accelerated Modalities of Action (SAMOA) Pathway; and the Framework for Pacific Regionalism.

The Government of Kiribati would like to thank the Development Partners for their assistance in the preparation of this document. The support of Partners in achieving the development needs of Kiribati is gratefully acknowledged.

2024 DEVELOPMENT BUDGET OVERVIEW

The theme for the 2024 Budget is “Building a secure and prosperous future”. The theme resonates well with the government's vision to build a wealthy, healthy and peaceful nation through the effective deployment and management of its resources for sustainable development. The theme underscores the long-held belief that the people's future cannot be secure and prosperous unless the gains of development are equitable, inclusive and people-centered. Indeed, this has been the pillar and cornerstone of the government's policies, including the national budgets. This 2024 Budget builds on and continues this fundamental principle.

To build a secure and a prosper future, we must invest in human, social, natural, and physical capital today. The Development Budget outlines how we will do this for 2024.

For 2024, the Development Budget includes new funding pledges for projects with a total value of \$315.1 million, or 82 per cent of GDP. This includes a contribution of:

- \$140.1 million from the LCDF, 37 per cent of GDP, and 44 per cent of the total Development Budget; and
- \$175 million from development partners, 46 per cent of GDP and 56 per cent of the total Development Budget.

Development priorities

The main development priorities, by Ministry are as follows.

- Social protection payments through the Ministry of Finance and Economic Development (\$29.8 million Copra Subsidy and \$10 million Leave Grant for non-ER posts) and Ministry for Women, Youth, Sport and Social Affairs (MWYSSA) (\$28 million Support for the Unemployed), totalling \$67.8 million, 22 per cent of the total Development Budget.
- Energy, sanitation, water and transport projects, through the Ministry for Infrastructure and Sustainable Energy (MISE), totalling \$77.4 million (25 per cent of the total Development Budget). The top three projects are:
 - Outer Island Infrastructure Program at \$30 million funded by GoK
 - Utilities Reform valuing at \$1.5 million funded by MFAT
 - Wash from the Start Project funded by MFAT with cost at \$80,965.
- Education projects, through the Ministry of Education (MOE), totalling \$26 million (8 per cent of the total Development Budget). The top three projects are:
 - Overseas scholarships, \$15.2 million from the GOK;
 - Student Loan Scheme, \$1 million from GOK; and

- Wash in School activities with cost at \$193,523 from the MFAT.
- Health projects through the Ministry for Health and Medical Services (MHMS), totalling \$42.8 million (14 per cent of the total). The top three projects are:
 - Overseas referral \$7 million from the GoK;
 - Local referral \$3 million also funded by the GoK
 - Kiribati Australia Health Sector Program with value of \$1.7 million funded by DFAT
- Outer Island Priority Projects for the Ministry of Culture and Internal Affairs with costing of \$500,000 and financed by the GoK.

REVENUE

Revenue for the Development Budget comes from two sources: the LCDF and development partners.

Local Contribution to the Development Fund

In 2024, the LCDF contribution is \$140.1 million, 44 per cent of the total Development Budget. Social protection payments and leave grant for the non-ER posts account for the majority of LCDF projects, with a total of \$67.8 million, 22 per cent of the of the total Development Budget, allocated for the Copra Subsidy (\$29.8 million), Support for the Unemployed (\$28 million) and Leave Grant for Non-ER posts (\$10 million).

The 2024 LCDF projects include ongoing and new projects. One new project is the provision for Outer Island Priority Project with total value at \$500,000 whilst ongoing projects includes major costly projects such as: Outer Island Infrastructure Project - \$30 million, Overseas Scholarship \$15.2 million; Overseas Referral at \$7 million, Maintenance Fund \$5 million, Local Referral at \$3 million and others.

It is important to note that the 2024 Development Budget reflects spillover balances from previous years.

Development Partners

Development partners are expected to contribute \$175 million (46 per cent of GDP and 56 per cent of the total) in 2024. After GOK, the top three donors are:

- Australia Government (DFAT) by \$44 million:
 - Regional and Global Programs, \$16.1 million; and
 - Australia Kiribati Literacy and Inclusive Education Program, \$4.5 million;
 - Skills for Employment - \$4.3 million

- New Zealand Government (MFAT) with \$39.2 million. The top three projects are:
 - Kiribati Hospital Infrastructure - \$13.3 million
 - KIT School of Nursing Infrastructure and Curriculum Review - \$5.4 million
 - Youth Learning Centre - \$3.6 million.
- World Bank with \$37.2 million. The top three are:
 - Kiribati Outer Island Transport Infrastructure Project (KOITTP) - \$8.7 million;
 - Pacific Regional Oceanscape Program - \$6.7 million
 - Health Sector System Strengthening (IDA19) - \$5.4 million

In addition, development partners also provide direct budget support in the Recurrent Budget. In 2024, this is estimated to be \$5.8 million with contributions expected from the DFAT, MFAT and the European Union. The decrease in the budget support estimate for 2024 is due to the World Bank (WB) and Asia Development Bank (ADB) different fiscal year cycles and biannual disbursement cycle. This means that we will receive budget support for this financial year 2023 but none in 2024. In 2025 we will again receive budget support from these Banks.

EXPENDITURE

2024 Development Budget planned expenditure can be considered by geographical allocation, alignment with KV20 pillars and KDP sectors, as well as by financial system used.

Geographic Allocation

The geographic allocation of the Development Budget reflects national projects to the value of \$206.5 million (65 per cent of the total), Gilbert Group projects of \$100 million (32 per cent of the total) and Line and Phoenix Islands, \$8.6 million (3 per cent of the total).

Projects in the Line & Phoenix islands include LCDF funded support for Kiritimati of \$1.0 million related to power supply (fuel), Housing Development at \$1.8 million and Senior Secondary School at \$1.3 million. The European Union (EU) is supporting safe drinking water in Kiritimati (\$2.2 million), and another one through its implementing agency UNICEF outlaying \$2.3 million for its partnership for the sustainable and inclusive socio-economic development of Kiritimati.

There are 346 projects that are new and ongoing scheduled for the Gilbert Group for 2024. The top three projects in the Group are:

- Outer Island Infrastructure Project - \$30 million funded by GoK
- Kiribati Hospital Infrastructure - \$13.3 million funded by ADB
- Kiribati Outer Island and Transport Infrastructure - \$8.7 million funded by WB

There are 591 national projects that are new and still ongoing for 2024. The top three projects excluding the social benefit payments such as Copra, SFU and Leave Grants for Non-ER posts are:

- \$16.1 million for DFAT Regional and Global Programs funded by DFAT

- \$15.3 million for overseas scholarships funded by GoK
- \$8.1 million for South Tarawa Renewable Energy Project funded by ADB

Kiribati Vision 2020 (KV20) and KDP

The Kiribati 20 Year Vision (KV20) distribution is skewed to the Wealth category, as this reflects the social protection payments and non-ER leave grants. In 2024 the allocation to the Wealth pillar is \$194.3 million, or 62 per cent of the total, Infrastructure accounts for \$107 million (34 per cent), Peace and Security \$7.8 million (2 per cent) and Governance \$6 million (2 per cent).

The KDP pillars show that Developing Infrastructure \$106 million (34 per cent of the total), Economic Wealth with \$98.4 million (31 per cent of the total, this includes social protection payments and leave grant for non-ER posts), Harnessing Human Wealth (that is education) is allocated with \$52.8 million (17 per cent of the total), Health is allocated with \$38.7 million (12 per cent of the total), for environmental resilience total value \$13.4 million (4 per cent of the total), and for governance projects \$5.7 million (2 per cent of the total).

Financial System

Projects are funded through donor or Government systems. The decision on which system to use reflects the confidence donors have in the integrity and financial governance of the Government's financial system.

In 2024, \$12.8 million or 4 per cent of projects are expected to be channeled through the Government system.

CARRY-OVER PROJECTS

There are ongoing projects where funding may not be reflected in 2024 but are likely to continue with carried forward balances from 2023 and previous years.

The total carried forward balance of projects in 2023 is estimated at \$70.5 million, bringing the total value of expenditure through the Development Fund in 2024 to \$385.6 million, on a total of 998 projects.

RISKS AND SENSITIVITIES

Project implementation had been slowed by the impact of the COVID-19 pandemic, especially travel restrictions and supply constraints with costs increased, reflecting global supply issues. However, as borders have now reopened and travel restrictions uplifted, project delivery is expected to increase, and equipment supply constraints to be addressed.

The estimates in the 2024 Development Budget reflect the best available information at the time they are prepared. Actual receipt and disbursement of funds may not, in the event, match the estimates. Priorities may also change through the year, in mutual agreement with development partners, especially bilateral partners.

Improvements continue to make to the administration of the Development Fund, including reconciliation and data cleansing. This will be ongoing through 2024.

GRAPHICAL PRESENTATION OF DEVELOPMENT BUDGET

Figure 1: 2024 Budget Allocation of Resources by Region, KV20 Pillar, KDP Sectors, and No. of Projects by Ministries

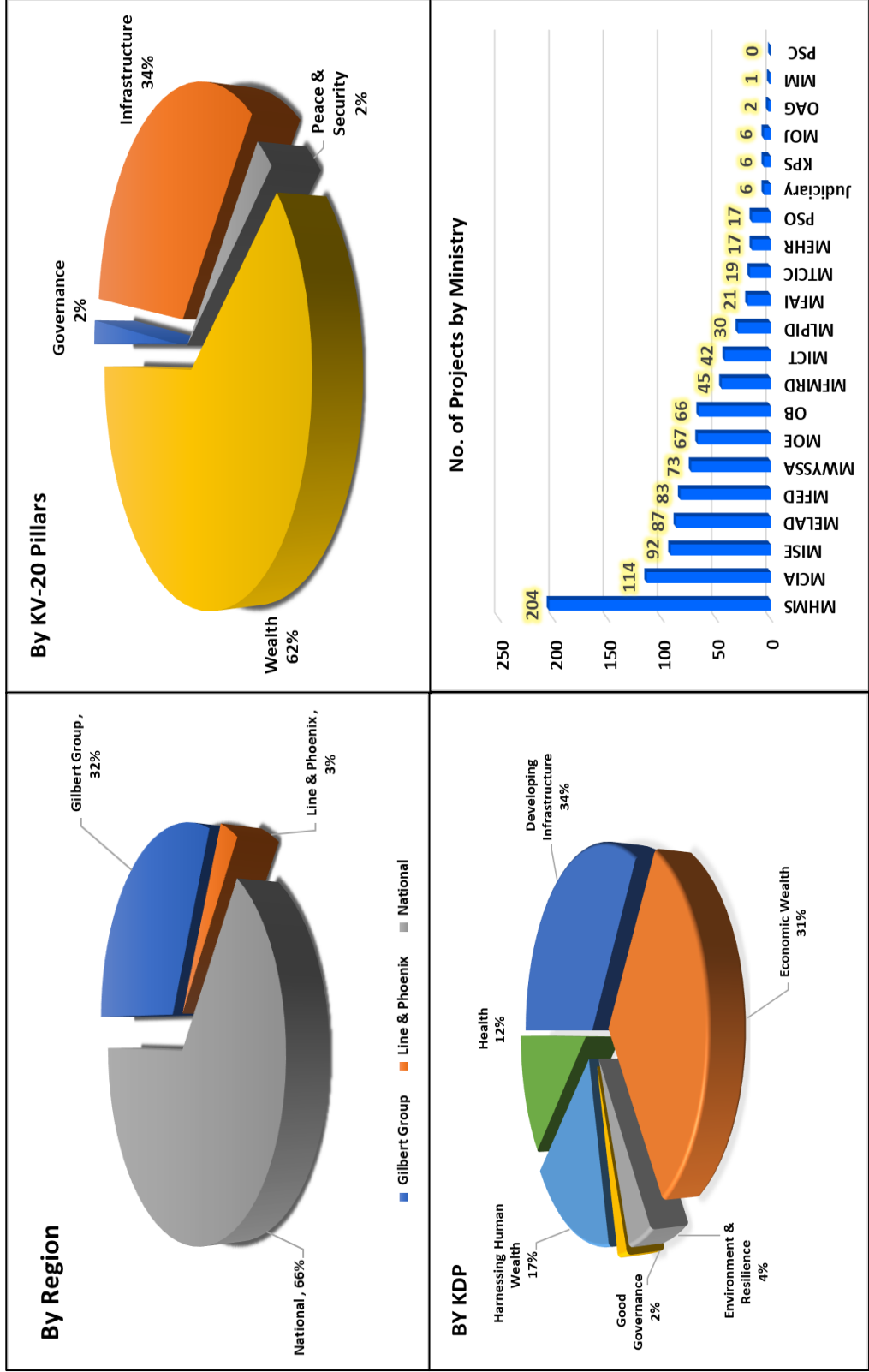


Figure 2: 2024 Budget Allocation of Resources by Ministry and Donor

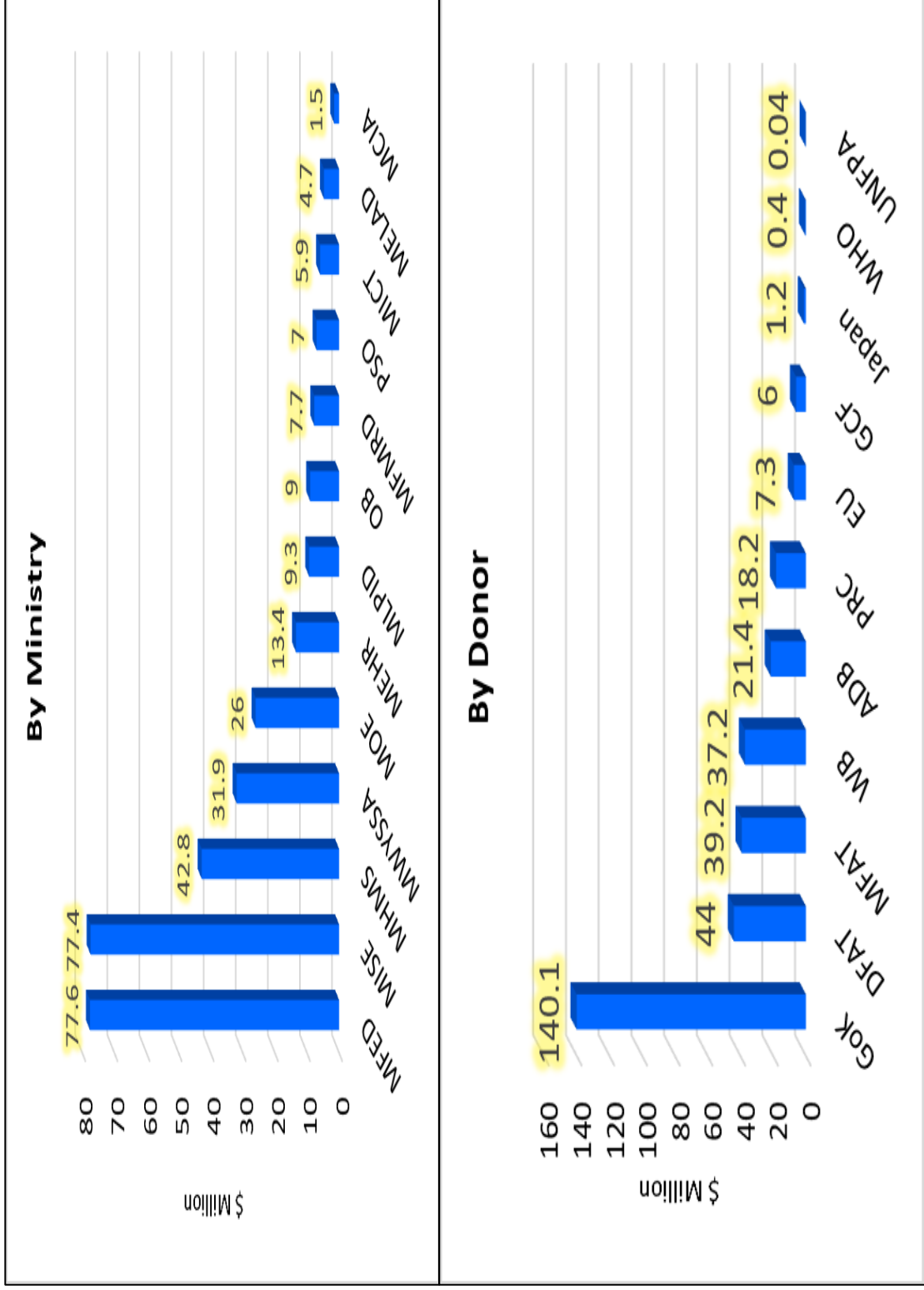


Figure 3: 2024 Donor Allocation by KV20 Pillars

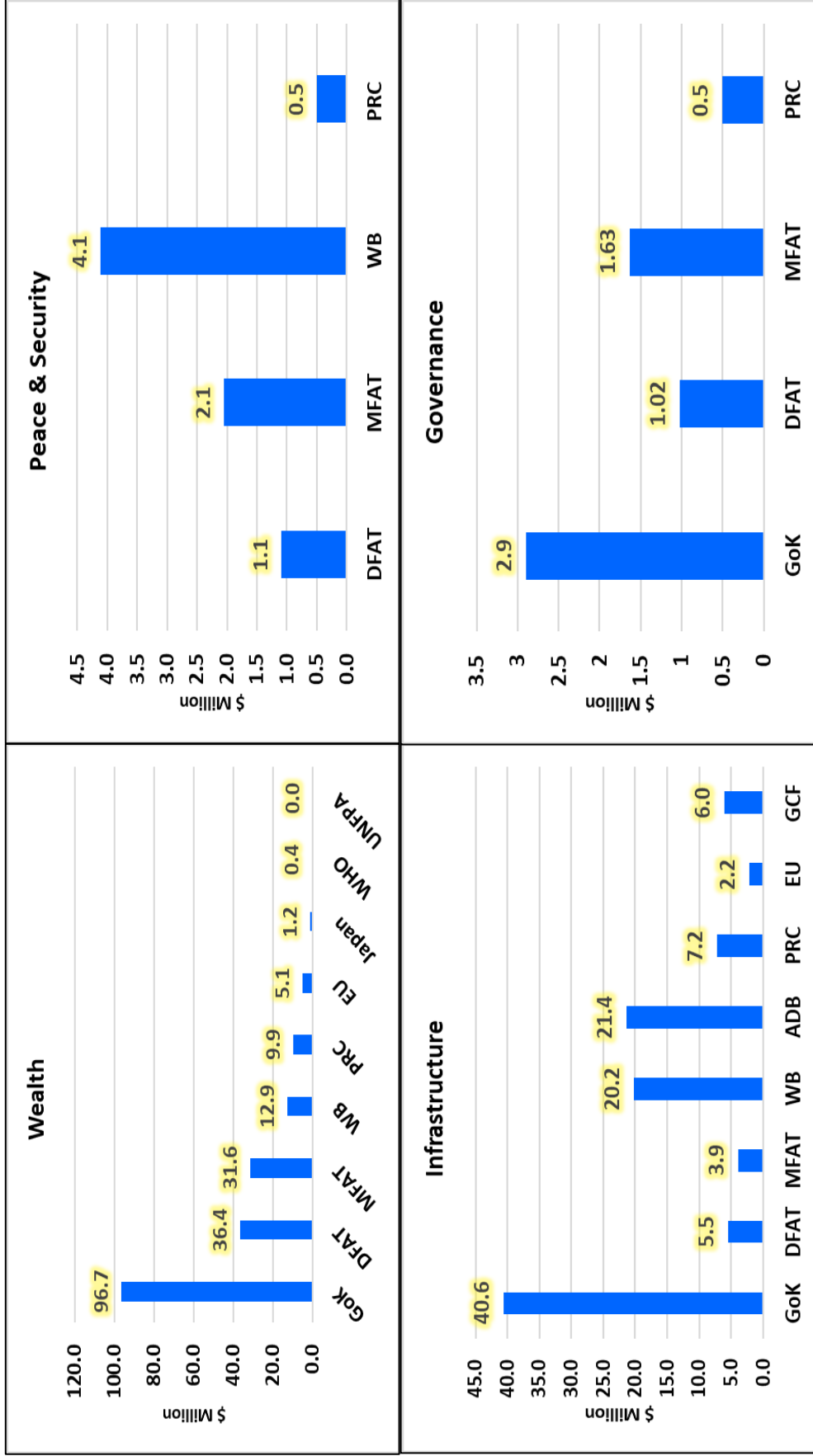


Figure 4: 2024 Donor Allocation by KDP Sectors

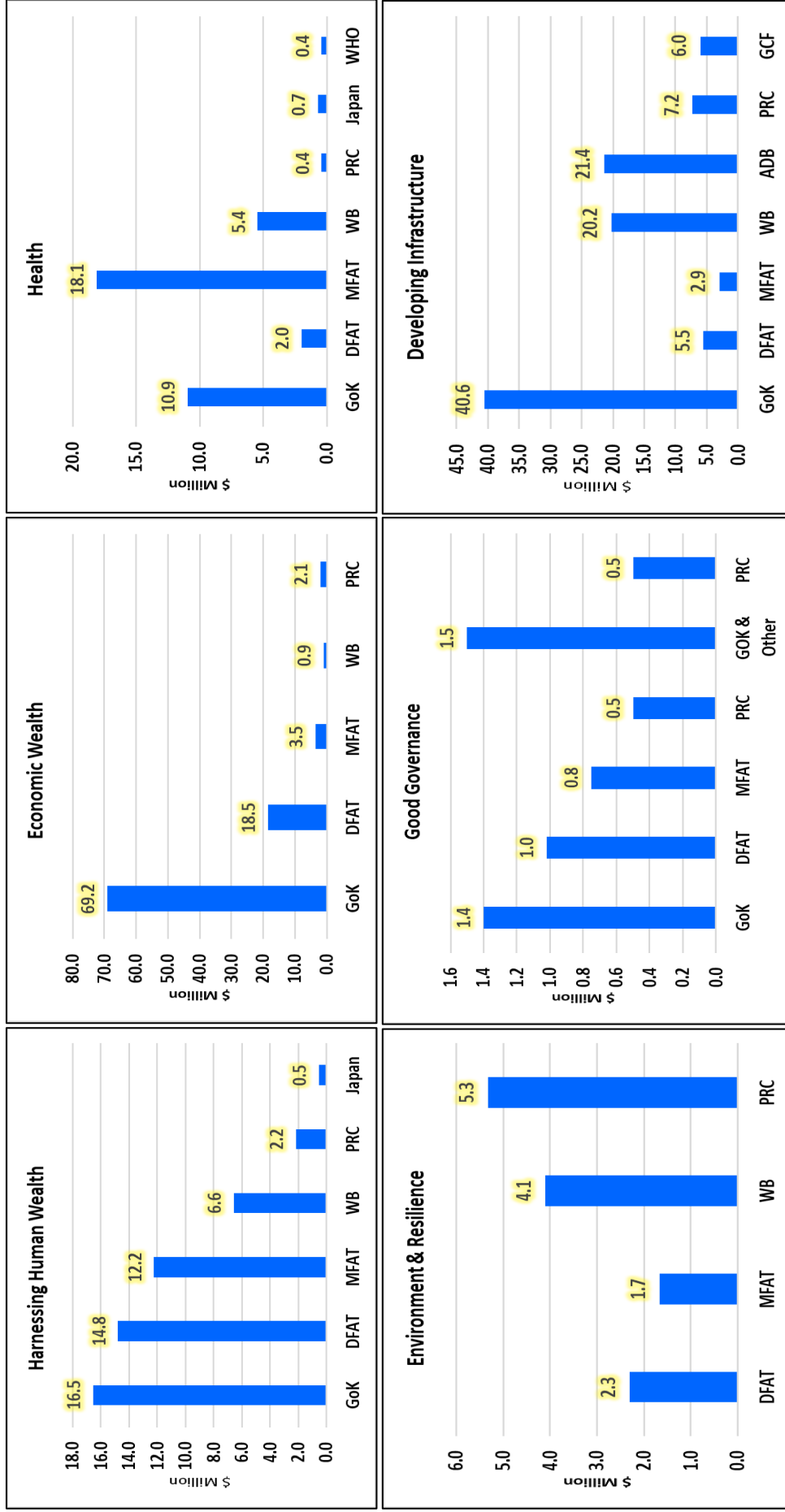


TABLE 1: DEVELOPMENT BUDGET OVERVIEW

Element	2024 Budget \$	Share of GDP %	Share of Total Budget %	Excluding Social Protection \$	Share of Total Budget %
Local Contribution to the Development Fund	140,132,793	37%	44%	72,308,002	29%
<i>Copra Subsidy</i>	29,824,791	8%	9%		
<i>Support for the Unemployed</i>	28,000,000	7%	9%		
<i>Leave Grant for Non-ER posts</i>	10,000,000	3%	3%		
<i>Projects and Grants</i>	72,308,002	19%	23%	72,308,002	29%
Donor Contribution	175,005,283	46%	56%	175,005,283	71%
Total Development Fund	315,138,076			247,313,285	
Total proportion of GDP (%)	82%			65%	
By Region					
National	206,480,438	54%	66%	138,655,647	44%
Gilbert Group	100,061,519	26%	32%	100,061,519	32%
Line and Phoenix	8,596,118	2%	3%	8,596,118	3%
By KV20 Pillars					
Wealth	194,285,695	51%	62%	126,460,904	40%
Peace & Security	7,769,047	2%	2%	7,769,047	2%
Infrastructure	107,034,617	28%	34%	107,034,617	34%
Governance	6,048,717	2%	2%	6,048,717	2%
By KDP Sectors					
Harnessing Human Wealth	52,830,158	14%	17%	52,830,158	17%
Economic Wealth	98,439,360	26%	31%	30,614,569	10%
Health	38,735,230	10%	12%	38,735,230	12%
Environment & Resilience	13,396,994	3%	4%	13,396,994	4%
Good Governance	5,671,717	1%	2%	5,671,717	2%
Developing Infrastructure	106,064,617	28%	34%	106,064,617	34%
By Ministry					
Ministry of Finance and Economic Development	77,605,428	20%	25%	37,780,637	12%
Ministry of Infrastructure and Sustainable Energy	77,441,580	20%	25%	77,441,580	25%
Ministry of Women, Youth, Sport and Social Affairs	31,988,717	8%	10%	3,988,717	1%
Ministry of Education	26,071,238	7%	8%	26,071,238	8%
Ministry of Health and Medical Services	42,757,940	11%	14%	42,757,940	14%
Other	59,273,173	15%	19%	59,273,173	19%
By System					
GOK System	152,911,303	40%	49%	85,086,512	27%
Donor System	162,226,773	42%	51%	162,226,773	51%
Donor Composition					
				Share of Donor	
Government of Kiribati	140,132,793	37%	44%	72,308,002	80%
Department of Foreign Affairs and Trade	44,039,116	11%	14%		25%
Ministry of Foreign Affairs and Trade	39,165,122	10%	12%		22%
World Bank	37,230,519	10%	12%		21%
Asian Development Bank	21,363,935	6%	7%		12%
Peoples Republic of China	18,179,211	5%	6%		10%
European Union	7,349,064	2%	2%		4%
Green Climate Finance	6,013,150	2%	2%		3%
Japan	1,218,808	0%	0%		1%
Other	446,358	0%	0%		0%
	Total Number	2023 Remaining Balance	2024 New Pledges	Total	Share of GDP
Total Projects	998	70,473,768	315,138,076	385,611,844	101%

TABLE 2A: MINISTRY DEVELOPMENT BUDGET BY REGION 2024

Ministry Code	Ministry	Gilberts Group	Line & Phoenix	National	Grand Total
09	Office of Te Beretitenti	500,000		8,518,195	9,018,195
10	Public Service Office			7,011,630	7,011,630
11	Judiciary				
12	Kiribati Police Service			249,000	249,000
13	Public Service Commission				
14	Ministry of Foreign Affairs and Immigration	131,000			131,000
15	Ministry of Culture and Internal Affairs	1,000,000		500,000	1,500,000
16	Ministry of Environment, Lands and Agricultural Development	1,005,500		3,693,299	4,698,799
17	Maneaba ni Maungatabu				
18	Ministry of Tourism, Commerce, Industry and Cooperatives			65,500	65,500
20	Office of the Attorney General				
21	Ministry of Fisheries and Marine Resource Development	14,300,000		7,684,659	7,684,659
22	Ministry of Health and Medical Services	2,000,000		28,457,940	42,757,940
23	Ministry of Education			24,071,238	26,071,238
24	Ministry of Information, Communication and Transport			5,934,172	5,934,172
25	Ministry of Finance and Economic Development	6,800,000		70,805,428	77,605,428
26	Ministry of Women, Youth, Sport and Social Affairs	300,000		31,688,717	31,988,717
27	Ministry of Infrastructure and Sustainable Energy	65,397,920		12,043,660	77,441,580
28	Ministry of Employment and Human Resources	7,853,154		5,523,000	13,376,154
29	Ministry of Line and Phoenix Island Development	773,946	8,596,118		9,370,064
37	Ministry of Justice			234,000	234,000
	Grand Total	100,061,519	8,596,118	206,480,438	315,138,076

TABLE 2B: MINISTRY DEVELOPMENT BUDGET BY KV20 PILLAR 2024

Ministry Code	Ministry	Wealth	Peace and Security	Infrastructure	Governance	Grand Total
9	Office of Te Beretientiti	4,100,000	4,918,195			9,018,195
10	Public Service Office	7,011,630				7,011,630
11	Judiciary					
12	Kiribati Police Service		153,000		96,000	249,000
13	Public Service Commission					
14	Ministry of Foreign Affairs and Immigration		131,000			131,000
15	Ministry of Culture and Internal Affairs			1,500,000		1,500,000
16	Ministry of Environment, Lands and Agricultural Development	3,693,299	1,005,500			4,698,799
17	Maneaba ni Maungatabu					
18	Ministry of Tourism, Commerce, Industry and Cooperatives	65,500				65,500
20	Office of the Attorney General					
21	Ministry of Fisheries and Marine Resource Development	7,684,659				7,684,659
22	Ministry of Health and Medical Services	37,467,761		5,290,179		42,757,940
23	Ministry of Education	26,071,238				26,071,238
24	Ministry of Information, Communication and Transport		461,352		1,100,000	5,934,172
25	Ministry of Finance and Economic Development	62,665,428	1,100,000	4,372,820	1,400,000	77,605,428
26	Ministry of Women, Youth, Sport and Social Affairs	28,770,000		12,440,000	3,218,717	31,988,717
27	Ministry of Infrastructure and Sustainable Energy	300,000		77,141,580		77,441,580
28	Ministry of Employment and Human Resources	13,376,154				13,376,154
29	Ministry of Line and Phoenix Island Development	3,080,026		6,290,038		9,370,064
37	Ministry of Justice				234,000	234,000
	Grand Total	194,285,695	7,769,047	107,034,617	6,048,717	315,138,076

TABLE 2C: MINISTRY DEVELOPMENT BUDGET BY KDP SECTOR 2024

Ministry Code	Ministry	Harnessing Human Wealth	Economic Wealth	Health	Environment & Resilience	Good Governance	Developing Infrastructure	Grand Total
09	Office of Te Beretitenti		2,050,000		6,398,195	570,000		9,018,195
10	Public Service Office	7,011,630						7,011,630
11	Judiciary							
12	Kiribati Police Service					249,000		249,000
13	Public Service Commission							
14	Ministry of Foreign Affairs and Immigration		131,000					131,000
15	Ministry of Culture and Internal Affairs						1,500,000	1,500,000
16	Ministry of Environment, Lands and Agricultural Development				4,698,799			4,698,799
17	Maneaba ni Maungatabu							
18	Ministry of Tourism, Commerce, Industry and Cooperatives		65,500					65,500
20	Office of the Attorney General							
21	Ministry of Fisheries and Marine Resource Development	6,564,659	1,120,000					7,684,659
22	Ministry of Health and Medical Services			37,467,761			5,290,179	42,757,940
23	Ministry of Education	25,877,715		193,523				26,071,238
24	Ministry of Information, Communication and Transport		1,561,352					1,561,352
25	Ministry of Finance and Economic Development		61,465,428				4,372,820	67,837,252
26	Ministry of Women, Youth, Sport and Social Affairs		28,470,000			1,400,000		30,270,000
27	Ministry of Infrastructure and Sustainable Energy		1,270,000	300,000		3,218,717	12,440,000	16,988,717
28	Ministry of Employment and Human Resources	13,376,154					76,171,580	89,547,734
29	Ministry of Line and Phoenix Island Development		2,306,080					2,306,080
37	Ministry of Justice			773,946			6,290,038	7,063,984
	Grand Total	52,830,158	98,439,360	38,735,230	13,396,994	5,671,717	106,064,617	315,138,076

TABLE 3: DEVELOPMENT BUDGET BY DONOR (2022-2027)

Donor	Total Project Cost	Accumulated Bal up to 2022	2023 Budget	2023 RevBudget	2023 Warrant	2023 Remaining Unwarranted	2024 Budget	2025 Est.	2026 Est.	2027 Est
ACIAR	529,108	75,585		238,427	287,112	26,900				
ADB	252,349,910	6,212,201	22,051,053	22,051,053	2,999,204	982,560	21,363,935	22,011,080	17,702,155	
CF	1,425	1,425				1,425				
CLGF	298,293	25,839				25,839				
CND	329,922	(2,046)				(2,046)				
CoA	39,970	14,029				14,029				
COL	47,768	27,814			25,344	2,470				
ComSec	2,865	(496)				(496)				
CSIRO	52,619	23,177			1,873	21,303				
CTA	32,134	11,259				11,259				
DC	22,729	14,282			527	13,755				
DFAT	191,419,080	11,434,722	35,824,117	35,997,202	4,957,760	12,450,047	44,039,116	15,436,965	60,724	101,206
EU	38,000,100	248,963	8,839,988	8,639,462	234,456	143,331	7,349,064	6,882,239	2,210,038	
FAO	80,476	26,847		9,985	22,045	14,787				
FFA	215,463	151,119			150,652	467				
FHF	1,039,009	71,699		173,376	217,939	27,136				
FRG										
GCF	43,275,957		11,127,012	11,127,012			6,013,150	4,758,943	2,029,252	
GEF	56,133,230	75,109	125,995	199,418	236,741	37,786				
GoK	668,247,808	62,118,208	103,878,599	108,336,519	140,631,944	31,950,718	138,632,793	124,814,721	122,724,721	123,224,721
GoK & DFAT	603,252	74,325			74,325					
GOK & Other	19,841,375	1,163,670	2,458,134	2,458,134	3,031,982	589,822	1,500,000	1,500,000	1,500,000	1,500,000
GoK & ROK	205,111									
GoK & WB	216,175	74,292				74,292				
GPE	396,569	85,534			83,997	1,537				
HBF	8,614	8,614				8,614				
HSC										
HSPH	38,945	9,133				9,133				
IFAD	3,553,259	735				735				
IISD	28,137	(18,237)				(18,237)				
IPA	1,681	180				180				
IR	4,415,310	614,330		800	402,052	213,078				
ISA	41,383	(3,092)				(3,092)				
ITU	7,412	5,946				5,946				
Japan	38,759,272	61,365	6,627,322	6,867,847	210,260	(47,232)	1,218,808	955,712	874,164	318,446
KOICA	2,000,000	2,000,000	800,000	600,000						
KOIL	674,586	674,586			66,612					
Kuwait	261,789	(17,704)				(17,704)				
LDS	204,307	1,955				1,955				

Donor	Total Project Cost	Accumulated Bal up to 2022	2023 Budget	2023 RevBudget	2023 Warrant	2023 Remaining Unwarranted	2024 Budget	2025 Est.	2026 Est.	2027 Est
MFAT	141,055,430	13,557,618	26,613,672	32,681,396	14,317,090	3,519,250	39,165,122	16,731,834	3,974,035	1,892,000
MFAT/DFAT	854									
NZN/DC	602,195	59,026			12,870	46,155				
NZN/GPE	211,306	46,964			5,801	41,163				
OCTA	25,000	7,124				7,124				
ONOC	68,862	50				50				
OPAGAC	390,341	74,266			74,266					
Other	83,739,836	14,587,610		246,383	5,252,533	8,855,077				
Others	507,285	207,229			328,527	125,085				
PBF	3,883,495									
PIF	5,520	3,725			3,010	715				
PIFS	3,211	1,261				1,261				
PIPA	7,683,902	3,7215			32,339	4,877				
PJDP										
PJSI	17,555	16,315		198,577	15,060	1,255				
PLF	368,521	35,552			231,240	2,889				
PNA	3,201	1,801				1,801				
PPIU	26,000	12,529				(6,185)				
PRC	122,448,862	12,732,596	35,409,500	38,715,230	20,363,743	9,082,734	17,679,211	4,295,912	4,295,912	
PRC	1,000,000	499,640	500,000	500,000	688,801	310,839	500,000			
QFFD	5,056,297	3,281				3,281				
RF	3,303,337	1,658,623			840,210	818,413				
ROI	1,663,242	132,542				132,542				
ROK	502,242	41,656			22,799	18,857				
ROT	124,390	15,758				15,758				
Roto	700	700				700				
SCU	61,681	8,252				8,252				
SPBA	8,190	3,027				(1,351)				
SPC	1,954,601	66,299		171,654	503,540	(265,588)				
SPREP	1,790,803	11,612	20,540	8,755	35,519	(15,151)				
UAE	265,463	264,542				264,542				
UN-C19-MPTF	200,000									
UNDP	6,145,493	(84,584)		529,172	594,066	(149,477)				
UNEP	2,511,722	220,836		170,320	346,476	44,680				
UNESCAP	123,290	4,591				4,591				
UNESCO	63,426	7,288				7,288				
UNFCCC	26,154	8,067				8,067				
UNFPA	3,781,786	246,079		85,457	198,441	133,095	46,358			
UNICEF (RR)	3,091,163	196,093		1,087,837	854,198	429,732				
UNODC	35,171	26,199			33,359	(7,160)				
UNSG	500,000									
USA	8,254	8,254								
USGS	29,882	17,863	3,360							
VSI	49,213	15,682			7,500	8,182				
WB	161,135,672	22,882,926	22,882,926	22,882,926	265,075	(162,908)	37,230,519	49,072,489	50,537,591	
WHO	4,148,210	400,000	400,000	193,726		9,953	400,000	400,000		
WMO	53,645	9,953								
WOC	22,006	7,248				7,248				
WOGC										
Grand Total	1,882,072,454	127,944,188	277,562,217	294,170,669	198,692,634	70,473,768	315,138,076	246,859,896	205,908,592	127,036,373

NOTE:
* To get the total 2024 LCDF, add GOK and GOK&Other together
* This table combines updates from both Gok and Donor system, and will not add up to estimated totals. This is because we only warrant funds that are through the Gok or funds received through Government No.4 account.
Please refer to Table 6 for detailed breakdown for Gok and Donor system.

TABLE 4: DEVELOPMENT BUDGET SUMMARY BY MINISTRY (2022-2027)

Ministry Code	Ministry	Total Project Cost	Accumulated Bal up to 2022	2023 Budget	2023 RevBudget	2023 Warrant	2023 Remaining Unwarranted	2024 Budget	2025 Est.	2026 Est.	2027 Est
09	Office of Te Beretitenti	83,807,506	7,654,185	8,765,859	8,860,909	6,255,091	6,272,044	9,018,195	7,568,279	9,213,557	
10	Public Service Office	32,264,016	3,733,110	5,456,151	5,456,151	1,247,747	3,641,514	4,470,130	3,592,151	986,151	986,151
11	Judiciary	12,745,946	18,785	2,476,500	2,955,460	15,060	3,725	2,541,500	249,000	249,000	
12	Kiribati Police Service	1,272,754	26,154		420,000		26,154				96,000
13	Public Service Commission										
14	Ministry of Foreign Affairs and Immigration	6,713,936	1,841,550	317,118	319,500	813,348	1,047,701	131,000	131,000	131,000	131,000
15	Ministry of Culture and Internal Affairs	35,100,758	9,225,595	1,019,486	1,038,972	5,495,734	4,871,687	1,500,000			
16	MELAD	44,912,673	1,749,677	4,369,016	8,091,401	2,864,113	1,191,840	4,698,799	1,456,200	913,000	
17	Maneaba ni Maungatabu	67,338	9,178			9,138	40				
18	Ministry of Tourism, Commerce, Industry and Cooperatives	6,355,081	1,885,535	2,845,310	1,466,337	1,588,832	82,731	65,500	63,500	29,000	35,000
20	Office of the Attorney General	224,290	180				180				
21	Ministry of Fisheries and Marine Resource Development	93,024,694	12,883,076	14,432,381	13,884,837	5,833,539	7,951,638	7,684,659	9,897,335	10,061,862	2,000,000
22	Ministry of Health and Medical Services	202,256,615	6,602,279	24,064,736	30,938,364	21,799,769	304,069	42,757,940	26,561,326	18,677,127	8,343,016
23	Ministry of Education	151,479,129	13,334,174	25,848,062	26,022,828	19,878,678	7,000,609	26,071,238	20,290,715	19,639,715	19,097,000
24	Ministry of Information, Communication and Transport	245,374,194	8,806,675	7,315,647	6,619,731	2,776,662	7,830,411	5,934,172	6,809,603	7,387,087	1,030,000
25	Ministry of Finance and Economic Development	331,935,042	30,193,919	73,688,332	88,623,358	69,325,955	14,454,039	77,605,428	62,541,639	53,963,886	54,250,000
26	Ministry of Women, Youth, Sport and Social Affairs	113,076,294	10,252,077	35,314,890	35,835,040	30,158,458	11,255,095	31,988,717	29,970,000	29,870,000	29,870,000
27	Ministry of Infrastructure and Sustainable Energy	425,066,593	17,371,717	53,822,725	51,183,951	28,362,707	3,190,176	77,441,580	59,216,108	51,454,169	10,101,206
28	Ministry of Employment and Human Resources	44,784,299	539,032	10,746,833	6,981,404	657,887	138,742	13,376,154	9,361,000	107,000	97,000
29	Ministry of Line and Phoenix Island Development	49,653,803	1,813,669	6,597,172	5,149,822	1,605,915	1,207,754	9,370,064	8,903,239	3,210,038	1,000,000
37	Ministry of Justice	1,957,492	3,621	482,000	322,605		3,621	234,000	249,000	16,000	
	Grand Total	1,882,072,454	127,944,188	277,562,217	294,170,669	198,692,634	70,473,768	315,138,076	246,859,896	205,908,592	127,036,373

NOTE:

* This table combines updates from both Gok and Donor system, and will not add up to estimated totals. This is because we only warrant funds that are through the Gok or funds received through Government No.4 account. Please refer to Table 6 for detailed breakdown of Gok and Donor system.

TABLE 5: TOTAL INVESTMENTS FOR 2023 AND 2024

Min Code	Ministry	No. of Projects	2023 Est Balance	2024 Budget	Total Est Balance
09	OB	66	6,272,044	9,018,195	15,290,239
10	PSO	17	3,641,514	7,011,630	10,653,143
11	JUDICIARY	6	3,725		3,725
12	KPS	6	26,154	249,000	275,154
13	PSC				
14	MFAI	21	1,047,701	131,000	1,178,701
15	MCIA	114	4,871,687	1,500,000	6,371,687
16	MELAD	87	1,191,840	4,698,799	5,890,639
17	MM	1	40		40
18	MTCIC	19	82,731	65,500	148,231
20	OAG	2	180		180
21	MFMRD	45	7,951,638	7,684,659	15,636,298
22	MHMS	204	304,069	42,757,940	43,062,008
23	MOE	67	7,000,609	26,071,238	33,071,847
24	MICT	42	7,830,411	5,934,172	13,764,583
25	MFED	83	14,454,039	77,605,428	92,059,468
26	MWYSSA	73	11,255,095	31,988,717	43,243,812
27	MISE	92	3,190,176	77,441,580	80,631,755
28	MEHR	17	138,742	13,376,154	13,514,895
29	MLPID	30	1,207,754	9,370,064	10,577,818
37	MOJ	6	3,621	234,000	237,621
TOTAL		998	70,473,768	315,138,076	385,611,844

TABLE 6: DEVELOPMENT BUDGET SUMMARY 2022-2027

Financial System Used	Total Project Cost	Accumulated Bal up to 2022	2023 Budget	2023 RevBudget	2023 Warrant	2023 Est Balance	2024 Budget	2024 Est.	2026 Est.	2027 Est
GoK System	968,273,817	127,944,188	126,357,377	142,066,565	198,692,634	70,473,768	152,911,304	129,919,731	124,999,651	124,825,927
Donor System	913,798,637		151,204,840	152,104,104			162,226,772	116,940,164	80,908,941	2,210,446
Grand Total	1,882,072,454	127,944,188	277,562,217	294,170,669	198,692,634	70,473,768	315,138,076	246,859,896	205,908,592	127,036,373

Note

1. This table summarizes the total investment fund received and estimated to be received for the country
2. For information, the financial system used refers to how investment funds are received in the country
3. GOK System stands for investment funds, received in the No. 3 & No. 4 Account, and managed by Ministry of Finance and Economic Development
4. Donor System refers to project funds, invested in the country but managed by donors or their agencies, such as KFSU and IFAD to mention a few

GoK SYSTEM

TABLE 7A: DEVELOPMENT BUDGET BY MINISTRY 2021-2026 GOK SYSTEM

Code	Project Title	Donor	Implementing Agency	Donor Grouping	Financial System Used	Total Project Cost	Accumulated Bal up to 2022	2023 Budget	2023 RevBudget	2023 Warrant	2023 Est Balance	2024 Budget	2025 Est.	2026 Est.	2027 Est
09 - OFFICE OF TE BERETITENTI															
09040027	Improving Climate Change Services	DFAT		DFAT	GoK	25,121	4,427	750,000			4,427				
0905K013	DFAT-Emergency response to affected Islands in the Southern Kiribati	DFAT		DFAT	GoK	49,985	29,488			29,488	()				
0904N064	Systematic observation financing facility (SOFF)	DFAT		DFAT	GOK	10,000		10,000		10,000					
0904N065	Australia Kiribati aviation program	DFAT		DFAT	GOK	110,000		110,000		110,000					
DFAT TOTAL						195,106	33,915	750,000	120,000	149,488	4,427				
0901F009	Reconstruction of Damaged Seawall	GoK		GoK	GoK	2,902,600									
0901L015	Upgrading of State House	GoK		GoK	GoK	1,400,000	1,305,679				1,305,679				
0901F122	COP 21	GoK		GoK	GoK	459,677									
0901M044	Short Term Technical Assistant for OAG's Legal Service	GoK		GoK	GoK	382,000	11,065				11,065				
GoK TOTAL						5,144,277	1,316,744				1,316,744				
0901F112	Rehabilitation of the Aftermath of Cyclone PAM	MFAT		MFAT	GoK	48,870	10,232				10,232				
0905M005	Land Reclamation Project Management Design	MFAT		MFAT	GoK	10,846	330				330				
0901M065	Support to the Photography competition for the Resilience Week	MFAT		MFAT	GoK	210	210				210				
0905K010	Emergency response to affected islands in the Southern Kiribati	MFAT		MFAT	GoK	40,432	6,561			6,561	()				
0904N046	Improving the Kiribati Met Service's Service	MFAT		MFAT	GOK	49,450		49,450		49,410	40				
MFAT TOTAL						149,808	17,333	3,360	49,450	55,971	10,812				
0904F100	Seismic Station Support	USGS		Others	GoK	19,959	7,940				7,940				
0901F094	Reconstruction from Disaster (Winston Oil Company)	WOC		Others	GoK	22,006	7,248				7,248				
0901F077	Reconstruction from disaster (UAE)	UAE		Others	GoK	265,463	264,542				264,542				
0901J028	National Adaptation Plan Global Network	IISD		Others	GoK	28,137	(18,237)				(18,237)				
0901F078	Reconstruction from Disaster (Kuwait)	Kuwait		Others	GoK	261,789	(17,704)				(17,704)				
0905M072	KNEG meeting reimbursement	CF		Others	GoK	1,425	1,425				1,425				
0904M069	Kiribati early action rainfall (EAR) watch expansion	CoA		Others	GoK	39,970	14,029				14,029				
0904L069	Support fund for Maintenance Seismic stations in Tarawa & Kanton	USGS		Others	GoK	9,924	9,924				9,924				
OTHERS TOTAL						648,673	269,166	3,360	103,500	103,500	269,166				
0901K035	Kiribati National Day Support	PRC		PRC	GoK	418,500	13,627				13,627				
0901K028	Small Grant	PRC		PRC	GoK	8,200,000	740,921	2,050,000		2,142,562	647,858	2,050,000			
0901K049	Disaster Resilience Fund	PRC		PRC	GoK	8,200,000	1,821,711	2,050,000		3,063,988	807,722	2,050,000			
0901M058	Ministerial Tour Commitments	PRC		PRC	GoK	1,000,000	499,640	500,000		688,801	310,839	500,000			
0905M070	COP27	PRC		PRC	GOK	10,000	10,000			10,000					
0901M049	PRC Support to Kiribati in response to the state of disaster - Drought	PRC		PRC	GoK	60,000	60,000				60,000				
PRC TOTAL						17,888,500	3,145,398	4,600,000	4,703,500	6,008,851	1,840,047	4,600,000			

Code	Project Title	Donor	Implementing Agency	Donor Grouping	Financial System Used	Total Project Cost	Accumulated Bal up to 2022	2023 Budget	2023 Rev/Budget	2023 Warrant	2023 Est Balance	2024 Budget	2025 Est.	2026 Est.	2027 Est.
0901005	Support for MV Butiraoti disaster	Other		Other	GoK	30,000	18,523				18,523				
0901015	South Tarawa Civic engagement and Beautification project	Other		Other	GoK	1,000,000	1,000,000				1,000,000				
09014277	Small Community Project Fund (Small Grant)	Other		Other	GoK	9,300,000	39,892				39,892				
09012262	Disaster Management & Coastal Protection	Other		Other	GoK	12,043,743	1,552,841				1,552,841				
0901005	Independence Organising Committee	Other		Other	GoK	54,510	2,697				2,697				
0901H064	COP23	Other		Other	GoK	63,610	5,042				5,042				
0901H094	Ministerial Tour	Other		Other	GoK	250,000	157,340				157,340				
0901I104		Other TOTAL				22,741,863	2,776,335				2,776,335				
0901G090	Building safety and resilience in the Pacific - Kiribati	SPC		SPC	GoK	515,131	11				11				
0904K023	Impact based Forecasting for Coastal Inundation, South Tarawa	SPC		SPC	GoK	2,165	(1,735)				(1,735)				
		SPC TOTAL				517,296	(1,724)				(1,724)				
09011923	World Weather Watch	SPREP		SPREP	GoK	315,307	32,505			12,283	20,222				
0905M080	Support to COP27 Preparatory	SPREP		SPREP	GoK	14,481	14,481	20,540		14,481					
0904L029	Support to World MET Day celebration	SPREP		SPREP	GoK	4,071	2,603				2,603				
		SPREP TOTAL				333,859	49,588	20,540		26,764	22,825				
0901I023	Mainstreaming Climate change into the Kiribati Vision 20 Project	QIFD		OFFD	GoK	256,297	3,281				3,281				
		QIFD TOTAL				256,297	3,281				3,281				
0901I023	LEG35 Meeting	UNFCCC		UN System	GoK	26,154	8,067				8,067				
0901I017	Disaster Resilience in Pacific-SIDS (RESPAC)	UNDP		UN System	GoK	55,862	9,649				9,649				
0901H002	UNESCAP Pacific Climate change migration	UNESCAP		UN System	GoK	37,910	(2,238)				(2,238)				
0901I100	Small Scale Funding Agreement	UNEP		UN System	GoK	38,782	9,644				9,644				
0901I070	High Level Consultant for update of legislation for disasters and climate change	WHO		UN System	GoK	14,495	5,481			14,017	(8,536)				
0905K008	Conduct of Integrated Vulnerability Assessment on Nikunau and Arorae Islands	WHO		UN System	GoK	21,188	(1,511)				(1,511)				
0904K079	Support to the development of KMS Strategic and Implementation Plan 2021-2025	WMO		UN System	GoK	19,304	8,569				8,569				
0905L070	Finalization of Kiribati National Tsunami Support Plan	UNESCO		UN System	GoK	3,185	1,488				1,488				
0905L014	Strengthening emergency and risk management mechanism	UNICEF (RR)		UNICEF	GoK	10,224	3,616				3,616				
0904L047	Funding support for KMS Conference system	WMO		UN System	GoK	13,950									
0904L048	Wave Buoy Deployment	WMO		UN System	GoK	3,429	1,380				1,380				
0904L059	Financial support in developing Meteorological Bill Consultation	WMO		UN System	GoK	16,962	5				5				
		UN SYSTEM TOTAL				261,445	44,149	5,373,900	4,872,950	14,017	30,132	4,600,000			
	OB SUBTOTAL					48,137,124	7,654,185	5,373,900	4,872,950	6,255,091	6,272,044	4,600,000			

Code	Project Title	Donor	Implementing Agency	Donor Grouping	Financial System Used	Total Project Cost	Accumulated Bal up to 2022	2023 Budget	2023 Rev/Budget	2023 Warrant	2023 Est Balance	2024 Budget	2025 Est.	2026 Est.	2027 Est
10 - PUBLIC SERVICE OFFICE															
1001K006	Pacific Regional Conference on Anti-Corruption	DFAT		DFAT	GoK	49,985	6								
	DFAT TOTAL					49,985	6								
10029156	Local Training	GoK		GoK	GoK	1,731,492	443,222	132,873	132,873		576,095		132,873	132,873	132,873
10039457	Overseas Training (long term)	GoK		GoK	GoK	3,840,546	986,178	427,024	427,024	373,029	1,010,174		427,024	427,024	427,024
10021097	Overseas Training (Short term)	GoK		GoK	GoK	925,288	490,805	156,322	156,322		647,127		156,322	156,322	156,322
1002H081	Review of Public Service pay scales	GoK		GoK	GoK	500,000	15,000				15,000				
1001E093	Housing Development Phase II - Bairiki	GoK		GoK	GoK	4,180,000	1,400,000				1,400,000				
1001K002	Pacific Regional Conference on Anti-Corruption	GoK		GoK	GoK	262,272	90				90				
1001N022	PSO Graduate Scheme	GoK		GoK	GoK	269,932		269,932	269,932	269,932		269,932	269,932	269,932	269,932
	GoK TOTAL					11,709,530	3,305,296	986,151	986,151	642,961	3,648,486	269,932	986,151	986,151	986,151
10021350	Reimbursement Scheme In-Country Courses	MFAT		MFAT	GoK	1,353,815	64,899				64,899				
	MFAT TOTAL					1,353,815	64,899				64,899				
1001K048	In-Service Training	PRC		PRC	GoK	680,000	158,471	170,000	170,000	401,427	(72,956)	170,000			
1001M055	Eleventh Conference of the State Parties to the UNTOC, Vienna Austria	PRC		PRC	GoK	23,134	93				93				
	PRC TOTAL					703,134	158,564	170,000	170,000	401,427	(72,864)	170,000			
10023946	In-Service Training	Other		Other	GoK	1,105,000	178,147	170,000	170,000	170,000	8,147				
	Other TOTAL					1,105,000	178,147	170,000	170,000	170,000	8,147				
1003M048	Supporting outreach and advocacy events with PSO	UNODC		Others	GoK	35,171	26,199			33,359	(7,160)				
	UNODC TOTAL					35,171	26,199			33,359	(7,160)				
	OTHERS TOTAL					14,956,635	3,733,110	1,156,151	1,156,151	1,247,747	3,641,514	439,932	986,151	986,151	986,151
	PSO SUBTOTAL														
11 - JUDICIARY															
1101G021	Judiciary Enabling Rights Outreach (Kiribati)	DFAT		DFAT	GoK	85,383	(3,333)				(3,333)				
11024678	Child Protection/Lay Magistrate Training Workshop	DFAT	UNICEF	UN System	GoK	78,582									
	DFAT TOTAL					163,965	(3,333)				(3,333)				
11021060	Certificate in Justice	MFAT		MFAT	GoK	42,111	10,675				10,675				
11021006	Local Orientation workshop	MFAT		MFAT	GoK	10,970	(4,981)				(4,981)				
11021042	Human right training for Magistrate and Court Clerks	MFAT		MFAT	GoK	3,560	110				110				
	MFAT TOTAL					56,641	5,803				5,803				
1103K085	Diploma in Justice	PSJ		Others	GoK	17,555	16,315			15,060	1,255				
	Others TOTAL					17,555	16,315			15,060	1,255				
	JUDICIARY SUBTOTAL					238,161	18,785			15,060	3,725				
12 - KIRIBATI POLICE SERVICE															
1201E024	Support to DVSO Unit	DFAT		DFAT	GoK	143,681	582				582				
1201M059	Child protection raising awareness intervention- national independence celebration	DFAT	UNICEF	UN System	GoK	3,250									
12014678	Child Protection	DFAT	UNICEF	UN System	GoK	281,105	16,417				16,417				
	DFAT TOTAL					428,036	16,999				16,999				
1204G085	Maintenance of SAR vessel	MFAT		MFAT	GoK	9,970	9,155				9,155				
	MFAT TOTAL					9,970	9,155				9,155				
	KPS SUBTOTAL					438,006	26,154				26,154				
13 - PUBLIC SERVICE COMMISSION															
	PSC SUBTOTAL														

Code	Project Title	Donor	Implementing Agency	Donor Grouping	Financial System Used	Total Project Cost	Accumulated Bal up to 2022	2023 Budget	2023 RevBudget	2023 Warrant	2023 Est Balance	2024 Budget	2025 Est.	2026 Est.	2027 Est.
14 - MINISTRY OF FOREIGN AFFAIRS AND IMMIGRATION															
1401L013	Emergency Humanitarian Response / Direct support to Gok's Covid19 response: repatriation	DFAT		DFAT	Gok	298,985	21,008				21,008				
1401K038	Government Prioritization Retreat	DFAT		DFAT	Gok	2,250	2,250				2,250				
1401L063	Support for the Formulation of the Kiribati Foreign Policy	DFAT		DFAT	Gok	39,985	24,546			24,546					
1401L065	Secondment of I Kiribati National at the Office of the General Assembly	DFAT		DFAT	Gok	158,700	(52,838)				(52,838)				
	DFAT TOTAL					500,920	(50,933)			24,546	(29,579)				
1403C020	Support to eligible stranded nationals	Gok		Gok	Gok	1,344,995	29,844				29,844				
14024380	Passport Revolving Fund	RF		Gok	Gok	2,879,525	1,615,281			765,300	849,981				
	Gok TOTAL					4,224,520	1,645,126			765,300	879,826				
1402E089	Kiribati Internship Programme at New York Mission	MFAT		MFAT	Gok	110,066	(120,678)				(120,678)				
1401K068	Government Prioritization Retreat	MFAT		MFAT	Gok	4,985	4,985				4,985				
1401L058	Support for a UN Affairs and Communications Officer position	MFAT		MFAT	Gok	16,684	3,676				3,676				
	MFAT TOTAL					131,735	(112,016)				(112,016)				
1401K063	Kiribati Government Prioritization Retreat	PRC		PRC	Gok	8,000	8,000				8,000				
1401M026	Support for Desk Officer Position in the Asia Pacific Division	PRC		PRC	Gok	16,500	6,495			4,002	2,493				
1401L001	Stranded Nationals Repatriation	PRC		PRC	Gok	129,049	1,914				1,914				
1401N063	Reimbursement cost for airfares	PRC		PRC	Gok	3,000	3,000			3,000					
1401N060	Support for UN affairs and communications officer position	PRC		PRC	Gok	16,500				16,500					
	PRC TOTAL					338,000	16,409		19,500	23,502	12,407				
1404D041	Establishment of Kiribati Missions	Other		Other	Gok	204,817					204,817				
1401K033	Betto Sport Complex Resurfacing Work	Other		Other	Gok	137,580	43,025				43,025				
1401K053	Support to National Day Preparation	Other		Other	Gok	195,000	20,059				20,059				
1401K063	Kiribati Participation to Intergovernmental Conference on Biodiversity	Other		Other	Gok	36,418	17,655				17,655				
	OTHER TOTAL					706,992	285,556				285,556				
1401L066	Supporting the Pacific voice on Climate Change	UNESCAP		UN System	Gok	45,251	10,248				10,248				
	UN SYSTEM TOTAL					45,251	10,248				10,248				
1401K060	National Consultation for the Blue Pacific 2050 Strategy	PIPS		Others	Gok	3,211	1,261				1,261				
	OTHERS TOTAL					3,211	1,261				1,261				
	MFAT SUBTOTAL					5,785,683	1,841,550		19,500	813,348	1,047,701				
15 - MINISTRY OF CULTURE AND INTERNAL AFFAIRS															
1503R175	Financial Management and Local Government	CLGF		Others	Gok	165,578	40,192				40,192				
1503C012	Voters Educ Women in Local Government	CLGF		Others	Gok	45,145	24,259				24,259				
1503C018	Roll Out Training for Outer Islands	CLGF		Others	Gok	76,819	(38,442)				(38,442)				
1503D112	Local Govern't Election Act Review	CLGF		Others	Gok	12,751	(1,70)				(1,70)				
	OTHERS TOTAL					299,293	25,839				25,839				
1503L008	Participatory Slum Upgrading Program (PSUP)	EU		EU	Gok	53,584	136				136				
	EU TOTAL					53,584	136				136				
1502F012	Upgrading of Social Facilities in the OI	Gok		Gok	Gok	1,064,948	32,849				32,849				
1502F061	Tab South Council house	Gok		Gok	Gok	45,000	5,009				5,009				
1502F060	Maiana Council house	Gok		Gok	Gok	45,000	21,689				21,689				
1503I027	ICH Workshop	Gok		Gok	Gok	12,525	1,239				1,239				
1502F042	Construction of Banaaba Ramp	Gok		Gok	Gok	600,000	510,939				510,939				
1503K001	Islet bank	Gok & Other		Gok	Gok	2,236,524	59,470				59,470				
1505G019	12th Pacific Festival of Arts and Culture fbh in Guam	Gok		Gok	Gok	221,782									
1502F133	Maman Kaburara Causeway (Abemama)	Gok		Gok	Gok	120,000	39,908				39,908				
1502N040	Teboutaina Maneaba Project	Gok		Gok	Gok	86,855									
LCDF_NEW 1	Outer Island Priority Projects	Gok		Gok	Gok							500,000			
	Gok TOTAL					4,346,079	671,103			173,379	584,578				500,000
	EU TOTAL														500,000

Code	Project Title	Donor	Implementing Agency	Donor Grouping	Financial System Used	Total Project Cost	Accumulated Bal up to 2022	2023 Budget	2023 Rebudget	2023 Warrant	2023 Est Balance	2024 Budget	2025 Est.	2026 Est.	2027 Est.
1503H007	Solid Waste Management - UDP Phase II (MICA)	MEAT		MFAT	GoK	197,543	21,417			19,446	1,971				
1504J052	National Cultural Day 2019 - Additional Support Fund	MEAT		MFAT	GoK	1,600									
1502N034	Upgrading of Social Facilities	PRC		PRC	GoK	198,143	21,417	1,000,000	1,000,000	19,446	1,971	1,000,000			
1502N007	North Tarawa Police Office and Cell	PRC		PRC	GoK	4,000,000	858,861				608,861				
1502N008	Beru Police Cell	PRC		PRC	GoK	85,744	85,744			85,744					
1502N009	Maiana Police Office and Cell	PRC		PRC	GoK	147,542	147,542				147,542				
1502N010	Abaiang Police Office and Cell	PRC		PRC	GoK	138,548	138,548			138,548					
					GoK	180,452	180,452			180,452					
					GoK	4,552,287	1,411,148	1,000,000	1,000,000	1,654,745	756,404	1,000,000			
1502J055	Banaba Maneaba on South Tarawa	Other		Other	GoK	93,810	73,308			73,308					
1502A129	Upgrading of Social Facilities in the O.I	Other		Other	GoK	9,944,501	38,583				38,583				
1502H019	Upgrading of Island Council	Other		Other	GoK	40,000	5,259			5,259					
1502H016	Upgrading of Island Council	Other		Other	GoK	43,810	5,930			2,965	2,965				
1502H032	Upgrading of Island Council	Other		Other	GoK	43,810	26,422				26,422				
1502H028	Upgrading of Island Council	Other		Other	GoK	43,810	1,490				1,490				
1502H030	Upgrading of Island Council	Other		Other	GoK	43,810	7,467				7,467				
1502H062	TUC Garage Tools & Extension of Workshop (TUC Garbage Truck)	Other		Other	GoK	62,339	6,067				6,067				
1502H031	Upgrading of Island Council	Other		Other	GoK	43,810	22,107				22,107				
1502H017	Upgrading of Island Council	Other		Other	GoK	43,810	16,683				16,683				
1502H022	Upgrading of Island Council	Other		Other	GoK	43,810	18,745				18,745				
1502H023	Upgrading of Island Council	Other		Other	GoK	43,810	24,955			7,487	17,468				
1502H024	Upgrading of Island Council	Other		Other	GoK	43,810	4,725			4,725	()				
1502H026	Upgrading of Island Council	Other		Other	GoK	43,810	8,469				8,469				
1502H029	Upgrading of Island Council	Other		Other	GoK	43,810	29,313			15,812	13,500				
1502H067	Construct of Tabuaeran House	Other		Other	GoK	70,000	1,135				1,135				
1502H021	Upgrading of Island Council	Other		Other	GoK	43,810	9				9				
1502H018	Upgrading of Island Council	Other		Other	GoK	43,810	5,551				5,551				
1502H068	Construction of Teraina Maneaba	Other		Other	GoK	70,000	3,072				3,072				
1502E184	Te Umwanibong Maneaba	Other		Other	GoK	62,102	3,969				3,969				
1502I055	Buota Maneaba Supplementary Site	Other		Other	GoK	26,860	4,808				4,808				
1502E030	Clearance of Banaba Maneaba Site	Other		Other	GoK	40,000	39,980				39,980				
1502C023	Beru Commercial Vessel / Guest House	Other		Other	GoK	369,804	354,009			47,263	306,746				
15024831	Onotoa New Council Office	Other		Other	GoK	189,558	19,748			6,000	13,748				
15024629	Tamama New Council Office	Other		Other	GoK	190,986	11,875				11,875				
15034230	Teraina New Council Office	Other		Other	GoK	149,010	81,821				81,821				
1502I022	Maiana new council office supplementary	Other		Other	GoK	172,981	94,363			53,208	41,155				
15024490	Nonouti Council Living Quarters	Other		Other	GoK	230,860	48,535			30,036	18,499				
15023934	Tabuaeran Housing Project	Other		Other	GoK	94,500	19,822				19,822				
15024794	Teraina Housing Project	Other		Other	GoK	213,400	43,474			42,706	769				
15029068	Abemama Guest House	Other		Other	GoK	157,924	(33,096)				(33,096)				
15029009	Tab-North Guest House	Other		Other	GoK	147,810	386			20,000	386				
15029178	Tab-South Guest House	Other		Other	GoK	13,200	709				709				
15029008	Nonouti Workshop & Garage Tools	Other		Other	GoK	121,775	1,294				1,294				
15024793	Nikunau Garage and Workshop Tools	Other		Other	GoK	68,687	68,687				68,687				
15024231	Tabuaeran Police and Cell	Other		Other	GoK	157,410	104,569				104,569				

Code	Project Title	Donor	Implementing Agency	Donor Grouping	Financial System Used	Total Project Cost	Accumulated Bal up to 2022	2023 Budget	2023 Rebudget	2023 Warrant	2023 Est Balance	2024 Budget	2025 Est.	2026 Est.	2027 Est.
15029010	Onotoa Police Office Cell	Other		Other	GoK	153,617	6,663			815	5,848				
15029024	Teraina police office and cell	Other		Other	GoK	157,410	40,277				40,277				
15029182	North Tarawa Police and Cell Office	Other		Other	GoK	71,480	8,839				8,839				
15029069	Tabuateran Wharf/Vessel	Other		Other	GoK	369,804	253,500				6,003				
15029183	Mamain Kaburara Causeway - Abemama	Other		Other	GoK	267,290	6,003				6,003				
15029066	Tamama Pre-School Classroom	Other		Other	GoK	253,420	47,348			12,170	35,178				
15023927	Island Council Integrated Farming - Fishing Gears Revolving Fund	Other		Other	GoK	108,195	169				169				
15029006	Marakei Council Seawall	Other		Other	GoK	235,598	47,759			14,017	33,742				
15029158	Reverse Osmosis Plant for Fresh Water Supply	Other		Other	GoK	119,434	1,750				1,750				
15029171	Banaba Improvement for Desalination Plant	Other		Other	GoK	47,223	10,531				10,531				
15029175	Tamana Cooperative Society Building	Other		Other	GoK	222,350	34,732			8,936	25,796				
1502D046	Extension Retaining Wall and Site Excavation	Other		Other	GoK	128,502	(13,025)				(13,025)				
15021019	Aramuka Island Council Materials, Tools & 2 ton of truck	Other		Other	GoK	25,551	1,079				1,079				
15021021	Hardware Materials Revolving Fund (Aramuka)	Other		Other	GoK	49,184	16,223				16,223				
15011101	Outer Island Trust Fund	Other		Other	GoK	3,000,000	3,000,000			3,000,000					
15021034	Upgrading of Island Council	Other		Other	GoK	43,810	19,450			7,602	11,848				
15021033	Upgrading of Island Council	Other		Other	GoK	43,810	43,810				43,810				
15024421	Tab North new Council Office	Other		Other	GoK	151,110									
15024441	Teraina Guest House Renovation	Other		Other	GoK	17,771									
15034633	Maiana Commercial Vessel	Other		Other	GoK	369,814	(4,331)				(4,331)				
15029005	Makin Commercial Vessel	Other		Other	GoK	369,804	46				46				
1502A046	Nonouti Guest House Renovation	Other		Other	GoK	138,556	10,192				10,192				
15024209	Kuria Council Living Quarters	Other		Other	GoK	181,015	29,699				29,699				
15029065	North Tarawa Garage and Tools	Other		Other	GoK	94,720	5,802				5,802				
15039118	Tabuateran Garage and Tools	Other		Other	GoK	26,365	171				171				
15029013	Arorae Water & Sanitation	Other		Other	GoK	150,117	29,924				29,924				
15029067	Arorae Aluminium Workshop	Other		Other	GoK	30,593	47				47				
15024477	Arorae Police Office and Cell	Other		Other	GoK	96,830	9,659				9,659				
15024628	Arorae Council Office	Other		Other	GoK	191,122	3,242				3,242				
15028014	Tab North Extension of Council Office	Other		Other	GoK	171,169				6,000	(6,000)				
15028195	Banaba Primary School Classroom	Other		Other	GoK	131,998	(213)				(213)				
15028004	Upgrading of Tanimainiku Wharf	Other		Other	GoK	495,023	11,567				11,567				
15028193	New Classroom for Nan Teikao	Other		Other	GoK	208,096	(16,773)				(16,773)				
15021025	Upgrading of Island Council	Other		Other	GoK	43,810	32,363				32,363				
15021027	Upgrading of Island Council	Other		Other	GoK	43,810	43,810				43,810				
15021085	Arorae Preschools and Toilet Blocks	Other		Other	GoK	45,766	36,961				36,961				
15021084	Arorae Living Quarter	Other		Other	GoK	32,817	18,099				18,099				
15021013	Upgrading of Island Council	Other		Other	GoK	43,810	43,810				43,810				
15024179	Outer Island Maneaba on South Tarawa	Other		Other	GoK	650,226	29,877				29,877				
15024634	Kuria Commercial Vessel	Other		Other	GoK	369,814	369,814				369,814				
15024632	Aramuka Commercial Vessel/Outer Island Trust Fund	Other		Other	GoK	300,000	300,000				300,000				
1502C021	Abalang Landing Vessel - Trust Fund	Other		Other	GoK	369,814	369,614				369,614				
15029133	Teraina Road Upgrading	Other		Other	GoK	63,966	63,966				63,966				
15029003	Aramuka Women Center	Other		Other	GoK	111,310	99,716			25,926	73,790				
15029012	Nikunau Ferry Boat	Other		Other	GoK	175,222	175,222				175,222				
15028194	Beru Maneaba	Other		Other	GoK	173,399	(115,772)				(115,772)				

Code	Project Title	Donor	Implementing Agency	Donor Grouping	Financial System Used	Total Project Cost	Accumulated Bal up to 2022	2023 Budget	2023 RevBudget	2023 Warrant	2023 Est Balance	2024 Budget	2025 Est.	2026 Est.	2027 Est.
15029185	Solar pump and water tanks for Tokabwibi to Uireoa, Police HQ, Nursery, Council HQ, Takea, Taumoa, Kabuna, Tenatorua, Awa and Ormosia Plant for Bangai Village only	Other		Other	GoK	507,502	493,660			148,045	345,615				
15029186	Solar Pump & Water Tank for Tab.South	Other		Other	GoK	179,032	56,599				56,599				
15024440	Tabueraan Road Upgrading	Other		Other	GoK	156,600	(1,201)				(1,201)				
15021022	Nikusau Technical project	Other		Other	GoK	293,931	222,337			63,685	158,652				
15038021	Tab.South Landing Craft	Other		Other	GoK	448,660	32,414				32,414				
15021024	Nikusau Revolving Fund	Other		Other	GoK	50,000	50,000			15,000	35,000				
	Other TOTAL					25,437,109	7,089,676			3,610,964	3,488,712				
1501H086	Finalizing Ministry Strategic Plan	DFAT	UN-Women	UN System	GoK	5,794	45				45				
	DFAT TOTAL					5,794	45				45				
1503M054	Resilient Islands, Resilient Communities	GEF	FAO	UN System	GoK	62,355	3,156	19,486	38,972	41,201	927				
	GEF TOTAL					62,355	3,156	19,486	38,972	41,201	927				
1503H032	ICH Workshop	UNESCO		UN System	GoK	38,092	3,075				3,075				
	UN SYSTEM TOTAL					38,092	3,075				3,075				
	MCIA SUBTOTAL					34,992,735	9,225,595	1,019,486	1,038,972	5,499,734	4,871,687	1,500,000			
16 - MINISTRY OF ENVIRONMENT, LANDS AND AGRICULTURAL DEVELOPMENT															
1604H082	Pacific Soil management	CSIRO		Others	GoK	52,619	23,177			1,873	21,303				
1602J027	Leverage the development of local food crops and fisheries value chain	CTA		Others	GoK	10,358	5,153				5,153				
1604H007	Sealing the OPPO Approach and Strengthening Abataing Vegetable Production	CTA		Others	GoK	19,030	4,685				4,685				
1601A001	PIPA GEF PAS Project preparation	PIPA		Others	GoK	1,908,000	(60,623)				(60,623)				
1601H061	PIPA Grants to PIO office	PIPA		Others	GoK	701,118	42,208			32,339	9,870				
1604M003	In support of MOFA revising Kiritimati Island Conservation Protected Areas	PIF		Others	GoK	5,520	3,725			3,010	715				
	OTHERS TOTAL					2,696,644	18,325	128,824	128,824	37,222	(18,898)				
1602K072	Minamata Initial Assessment (MCIA)	EU		EU	GoK	569,125	16,706			163,730	(18,201)				
	EU TOTAL					569,125	16,706			163,730	(18,201)				
1602I050	Resilient Islands, Resilient Communities (Agriculture)	GEF	UNEP	UN System	GoK	60,174	31,074			9,322	21,752				
1604K025	Resilient Islands, Resilient Communities (Agriculture)	GEF	FAO	UN System	GoK	41,575	6,781	13,115	31,123	6,781	31,123				
1602L036	Resilient Islands, Resilient Communities (Environment)	GEF	FAO	UN System	GoK	178,851	2,448	41,901	77,845	80,564	(271)				
1603K037	GEF Support to report against UNCCD Strategy	GEF	UNEP	UN System	GoK	54,915	(15,745)				(15,745)				
	GEF TOTAL					335,516	24,558	55,016	108,969	96,667	36,859				
1603E057	Compensation Project Fund	GoK		GoK	GoK	30,000	1,849			21,037	(1,849)				
1603H084	Lands Survey Equipment	GoK		GoK	GoK	260,000	21,037			11,964	(1,964)				
1603I039	Outer Island Council Survey Leases	GoK		GoK	GoK	50,000	11,964								
1604J008	Agricultural hand tools	GoK		GoK	GoK	905,335	50,861				50,861				
1603K012	KLTA Compensation to Land Owners	GoK		GoK	GoK	72,101	41,561			10,000	31,561				
1603K053	Tobwaan Te Muiuraoi Farm (TTM)	GoK		GoK	GoK	262,122	(21,174)				(21,174)				
1603K054	Kiribati Lands Information System	GoK		GoK	GoK	196,800	100,237			30,071	70,166				
1604K055	Resettlement Plan	GoK		GoK	GoK	132,037	23,801			6,722	17,079				
1603M037	Land lease and boundaries settlement	GoK		GoK	GoK	379,990	368,128			110,652	257,476				
1602L024	Kiritimati Island Conservation Protected Areas	GoK		GoK	GoK	29,589	8,612			1,129	7,483				
1604L080	Farm Production Revolving Fund	RF		GoK	GoK	97,739	(43,850)			74,910	(118,760)				
1604L081	Agricultural inputs Revolving Fund	RF		GoK	GoK										
1602N013	Coastal project for Tobwaan te Ririrake Park	GoK		GoK	GoK					1,033,874					
	GoK TOTAL					2,415,713	563,025	1,300,359	1,300,359	296,540	296,540				

Code	Project Title	Donor	Implementing Agency	Donor Grouping	Financial System Used	Total Project Cost	Accumulated Bal up to 2022	2023 Budget	2023 Rebudget	2023 Warrant	2023 Est Balance	2024 Budget	2025 Est.	2026 Est.	2027 Est.
1601015	Bringing PIPA Home	IR	IR	IR	GoK	523,329	216,986				216,986				
1604040	Assisting SIDOS to integrate Agricultural sector concerns into CCP and NDCs	IR	FAO	UN System	GoK	12,291	9,728				9,728				
	IR TOTAL					535,620	226,714				226,714				
1602H007	Solid Waste Management - UDP Phase II (MELAD)	MFAT		MFAT	GoK	1,296,382	79,543			34,000	45,543				
1602M071	Solid Waste Management Phase 3 (GFA)	MFAT		MFAT	GoK	315,940	315,940	387,000			315,940				
1603E189	Consolidating Capacity Building for Invasive Species Management in Kiribati	MFAT		MFAT	GoK										
1602N001	Solid Waste Management Phase III	MFAT		MFAT	GoK	702,880	315,940		386,940	396,797	306,083	373,000	656,200	613,000	
	MFAT TOTAL					2,315,202	711,423	387,000	386,940	430,797	667,566	373,000	656,200	613,000	
1604L051	Food System National Dialogue	PRC		PRC	GoK	1,200	1,200				1,200				
1601L075	MELAD week Prizes	PRC		PRC	GoK	1,500	360				360				
1604L076	Tobwaan Te Mairuaol Farm (TTMF)	PRC		PRC	GoK	720,071	2,559		467,364	467,364	2,559				
	PRC TOTAL					722,771	4,119		467,364	467,364	4,119				
1604F146	Saw milling of senile coconut trees on outer islands	Other		Other	GoK	290,032	29,847			8,590	21,257				
1604H085	Kiribati Outer Island Food and Water Project (KOIFWP)	Other		Other	GoK	797,135	10,047				10,047				
	Other TOTAL					1,087,167	39,894			8,590	31,304				
1602G102	UPOPS	SPC		SPC	GoK	24,304	7,355				(9,573)				
16048204	Agricultural Center of Excellence	SPC		SPC	GoK	41,925	(9,573)								
1604F008	Strengthening Agricultural Resilience to Climate Change	SPC		SPC	GoK	13,003	5,872				5,872				
	SPC TOTAL					79,432	3,654				(3,701)				
1602E205	Turtle Monitoring & Eco-tourism	SPREP		SPREP	GoK	23,875	(13,259)				(13,259)				
1603G047	PAC-E-waste	SPREP		SPREP	GoK	35,970	134				134				
1602D107	National E-Waste Management	SPREP		SPREP	GoK	16,000	3,004				3,004				
1602D055	HP Montreal Protocol Workshop	SPREP		SPREP	GoK	65,094	21,345				21,345				
1602D102	Invasive Alien Species (IAS)	SPREP		SPREP	GoK	131,534	(32,804)				(32,804)				
1602N031	OAP competition awareness campaign in schools	SPREP		SPREP	GoK	8,755			8,755	8,755					
	SPREP TOTAL					281,228	(21,580)		8,755	8,755	(21,580)				
1602H057	SAICM II post national project	UNDP		UN System	GoK	44,840	2,528				2,528				
1602F102	Integrating Global Env Priorities into the National and Policy Programs	UNDP		UN System	GoK	322,967	(15,161)				(15,161)				
16038058	Strategic Approach - Internal Chemicals Mgmt	UNDP		UN System	GoK	136,479	(35,100)				(35,100)				
1602L078	Enhancing National Food Security in the context of Global Climate Change (LDCC)	UNDP		UN System	GoK	67,061	(5,002)				(5,002)				
	UNDP TOTAL					571,347	(52,735)				(52,735)				
1604N066	FAO LOA TCP/SAP	FAO		UN System	GoK	15,029	4,594		9,985	12,907	1,671				
1602N064	in support of World Food Day	FAO		UN System	GoK	9,138	(645)			9,138	(645)				
1602N029	Gen national dialogue	FAO		FAO	GoK	26,088	13,086		9,985	22,045	1,027				
	FAO TOTAL					50,245	13,025		9,985	22,045	1,027				
1602H008	POP NIP	UNEP		UN System	GoK	47,083	3,811			3,809	2				
16033708	Implementing Montreal Protocol in Kiribati	UNEP		UN System	GoK	167,924	(18,559)				(18,559)				
1602E021	3rd National Communication to UNFCCC	UNEP		UN System	GoK	392,193	(9,268)				(9,268)				
1602G101	The Survey of ODS alternatives at the national level in Kiribati	UNEP		UN System	GoK	276,887	43,653			52,176	(8,523)				
1602G061	Biennial Update Report to UNFCCC	UNEP		UN System	GoK	32,692	1,537				1,537				
1603C109	NBSAP & 5th National Report to CBD	UNEP		UN System	GoK	185,607	2,290				2,290				
1603I079	Sixth National Report to the Convention on Biological Diversity	UNEP		UN System	GoK	142,626	(60,086)				(60,086)				
1602J026	Enabling Activities for HFC phase-down	UNEP		UN System	GoK	135,588	4,075				4,075				
1602J061	SAICM III	UNEP		UN System	GoK	20,649	1,597			1,597					
	UNEP TOTAL					337,414	91,985			52,297	39,688				

Code	Project Title	Donor	Implementing Agency	Donor Grouping	Financial System Used	Total Project Cost	Accumulated Bal up to 2022	2023 Budget	2023 Rev/Budget	2023 Warrant	2023 Est Balance	2024 Budget	2025 Est.	2026 Est.	2027 Est.
1602M032	Third National Biosafety report	UNEP		UN System	GoK	34,955	7,356			7,356					
1602M042	Preparation of HPMP Stage 2	UNEP		UN System	GoK	16,019	5,870			2,935					
1603B105	Program on Protected Areas (POWPA)	UNEP		UN System	GoK										
1602E088	Support to KNAP for UNCCD 10 years Strategy	UNEP		UN System	GoK	160,171	4,461			4,461					
1602L050	IMP Phase VII	UNEP		UN System	GoK	51,653	10,317			5,159					
1602L061	Fourth National Biosafety Report	UNEP		UN System	GoK	33,813	2,992		9,139	12,744					
1602L064	HCFC Phase-Out Management Plan Stage III	UNEP		UN System	GoK	21,998	19,667								
1602M015	Biennial Update Report 2022 Tranche	UNEP		UN System	GoK	240,813	37,980			117,878					
1604M017	IS/IMP Phase III	UNEP		UN System	GoK	113,126	10,716			69,016					
1602M029	HPMP Stage II Tranche I	UNEP		UN System	GoK	34,097	17,048			17,048					
	UNEP TOTAL					2,445,914	211,192		170,320	346,476					
1604E218	Kiribati Outer Island Food and Water Project (KOFWEP)	IFAD		UN System	GoK	30,298	435			435					
	IFAD TOTAL					30,298	435			435					
	MEAD SUBTOTAL					14,112,065	1,758,815	442,016	1,281,157	2,882,006	1,191,840	375,000	656,200	613,000	
17 - MANEABA NI MAUNGATABU															
1701J071	Kiribati Practice Parliament for Women.	UNDP		UN System	GoK	58,200	40			40					
	UN SYSTEM TOTAL					58,200	40		40	40					
	MM SUBTOTAL					58,200	40		40	40					
18 - MINISTRY OF TOURISM, COMMERCE, INDUSTRY AND COOPERATIVES															
1803M060	Awareness and promotion of PACER plus	PRU		Others	GoK	26,000	12,529			18,714					
1803H079	Training on Rules of Origin in Regional Trade Agreements in Kiribati	Comsec		Others	GoK	2,865	(496)			(496)					
1803H080	PACER Plus Consultation to Facilitate Ratification	OCTA		Others	GoK	25,000	7,124			7,124					
	OTHERS TOTAL					53,865	19,157			18,714					
1804E317	Outer Island Copra Shed	GoK		GoK	GoK	2,080	6,795								
1803F332	Tourism Authority of Kiribati	GoK		GoK	GoK	32,038	15,395								
1801I073	Support (CEO)	GoK & Other		GoK	GoK	498,200	44,113	52,000		96,113					
	GoK TOTAL					602,838	66,264	52,000	52,000	96,113	22,150				
1803J045	Pacer Plus Trade Advisor	MFAT		MFAT	GoK	189,098	13,632								
	MFAT TOTAL					189,098	13,632								
1803M023	Open Integrated Market	DFAT		DFAT	GoK	327,970	244,139	1,650,000		244,139					
	DFAT TOTAL					327,970	244,139	1,650,000		244,139					
1801I070	Outer Island Cargo Sheds and Trucks	Other		Other	GoK	850,000	770,714			228,179					
1803J047	Kiritimati Copra Mill	Other		Other	GoK	808,375	808,375			808,375					
	Other TOTAL					1,658,375	1,579,089			1,036,554	42,535				
1802M040	Innovation and Entrepreneurship competition	PRC		PRC	GoK	56,400	1,192			966					
	PRC TOTAL					56,400	1,192			966	226				
1801G012	Kiribati Trade Capacity development and institutional strengthening project (TIER 1)	UNDP		UN System	GoK	406,296	5,875								
1803I036	Enhancing inclusive sustainable economic development through trade capacity development in Kiribati Trade Capacity development and institutional strengthening project (TIER 1 Phase 2)	UNDP		UN System	GoK	230,046	(2,129)								
1801L007	strengthening project (TIER 1 Phase 2)	UNDP		UN System	GoK	463,400	(41,683)		225,272	183,589					
	UN SYSTEM TOTAL					1,099,742	(37,938)	1,702,000	225,272	183,589	3,745				
	MITIC SUBTOTAL					3,988,288	1,885,535	1,702,000	277,272	1,580,076	82,731				
20 - OFFICE OF THE ATTORNEY GENERAL															
2003J019	Prosecution training on Money-Lending, Cybercrime, Anticorruption and Fraud	IPA		Others	GoK	1,681	180								
	Others TOTAL					1,681	180			180					
2001L678	Child Protection	DFAT	UNICEF	UN System	GoK	222,609									
	DFAT TOTAL					222,609									
	OAG SUBTOTAL					224,290	180				180				

Code	Project Title	Donor	Implementing Agency	Donor Grouping	Financial System Used	Total Project Cost	Accumulated Bal up to 2022	2023 Budget	2023 Rebudget	2023 Warrant	2023 Est Balance	2024 Budget	2025 Est.	2026 Est.	2027 Est.
21 - MINISTRY OF FISHERIES AND MARINE RESOURCES DEVELOPMENT															
2101E079	Community Based Fisheries Management	DFAT		DFAT	GoK	613,224		100,000							
	DFAT TOTAL					613,224		100,000							
2103B088	Fisheries Sector Policy Development	EU		EU	GoK	2,595,619	27,792				27,792				
	EU TOTAL					2,595,619	27,792								
2103F099	Revitalizing Kappahyous Alvarozii in Kiribati	FAO		UN System	GoK	54,388	13,760				13,760				
	UN System TOTAL					54,388	13,760								
2103L042	Resilient Islands, Resilient Communities	GEF	FAO	UN System	GoK	170,062	47,395	51,493	51,478	98,873					
	GEF TOTAL					170,062	47,395	51,493	51,478	98,873					
2103J034	National Offshore and Coastal Fisheries Summit	FFA		Others	GoK	81,200	29,719			29,719					
2104H066	Vessel Monitoring System	FFA		Others	GoK	13,330	467				467				
2103F128	Integrated Fish and Local Market - Bairiki	ROK		Others	GoK	415,844	3,988				3,988				
2103E040	Sea Cucumber Project	SCU		Others	GoK	61,681	8,252				8,252				
2103E037	Fishing Gear Based Fisheries Management Phase 2	OPA/GAC		Others	GoK	390,341	74,266			74,266					
2103L084	Community Based Fisheries Management Phase 2	ACIAR		Others	GoK	529,108	75,585		238,427	287,112	26,900				
2103G032	Marine Stewardship Council Training	PNA		Others	GoK	3,201	1,801				1,801				
2104N006	Sea safety Training funds for fisheries observers	FFA		FFA	GoK	120,933	120,933			120,933					
	OTHERS TOTAL					1,615,638	315,011	238,427	512,030	41,407					
2102J094	Support to Fisheries Development Fund Project	GoK		GoK	GoK	2,075,592	866,841			329,308	537,533				
2101F048	Fisheries New Office	GoK		GoK	GoK	12,186,141	3,479,629			2,000,000	1,479,629				
2101A056	Was N.Oo for Beru, Marakei, Abaiang, Tab-South, Tab-North, Banaba, Majajana, Abema ma, Tabuazan & Teriiana	GoK		GoK	GoK	2,518,232	2,013,198				2,013,198				
2103F058	Support to Observers	GoK		GoK	GoK	800,000	138,542				138,542				
2104H221	Fisheries Observer Program - Freight cost for GS/FDAPIN/other projects	GoK		GoK	GoK	12,197,949	3,565,503		2,000,000	1,403,075	2,746,095		2,000,000	2,000,000	2,000,000
2104G117	GPS Survey on Kiribati Group Fishing Prototype Vessel (Loan Scheme project)	GoK		GoK	GoK	50,000	6,813				6,813				
21038196	Support to Outer Island Fish Centres	GoK		GoK	GoK	374,010	34,727				34,727				
2103F057	Procurement of Vessel	GoK		GoK	GoK	1,000,000									
2102E020	Support to Aquaculture - Ambo Farm	GoK		GoK	GoK	129,381	(6,427)				(6,427)				
2102G020	Support to Aquaculture - Ambo Farm	GoK		GoK	GoK	200,000	200,000				200,000				
2102L006	Sales of Eco-farm products	RF		GoK	GoK	51,000	4,256				4,256				
2103L055	WCPC reporting requirements	Japan		Japan	GoK	31,582,305	10,303,082		2,000,000	3,732,383	7,154,366		2,000,000	2,000,000	2,000,000
2103H088	FAO FishFAD Project	Japan		Japan	GoK	13,837	9,196				9,196				
2103L030	Tanasa Hatchery Renovation	Japan		Japan	GoK	65,410	14,871		24,529	37,374	2,026				
2103L028	Fisheries New Office	Japan		Japan	GoK	230,699	1,755				1,755				
	JAPAN TOTAL					309,946	25,821	24,529	37,374	12,976					
2101N057	Tobwaan Wasara (Kiribati Sustainable Fisheries Development GFA) Phase 2	MFAT		MFAT	GoK	500,000	500,000			500,000					
2103H093	Kiribati Maritime Safety Programme (MFMIRD)	MFAT		MFAT	GoK	4,140,073	1,456,286			924,330	531,956				
2103F008	Kiribati Sustainable Coastal Fisheries Programme Inception Period	MFAT		MFAT	GoK	287,798									
2103F129	Thilapia Eradication Project	MFAT		MFAT	GoK	202,345	24,550			24,550					
	MFAT TOTAL					5,130,216	1,980,836	651,187	1,448,880	531,956					
2103J071	Rehabilitation of Ecofarm Sluice gate	Other		Other	GoK	24,419	24,354				24,354				
2103I003	World Tuna Day National Program (released on 24/2/23 2103N023)	Other		Other	GoK	57,510	57,510				57,510				
	Other TOTAL					81,929	81,864		4,000	4,000	81,864				
2103N042	World Tuna Day National Program (released on 24/2/23 2103N023)	Others		Others	GoK	4,000			4,000	4,000					
2101N068	Harvest Strategy Training	Others		Others	GoK	60,947	60,947				60,947				
	Other TOTAL					64,947	60,947	4,000	4,000	4,000	60,947				

Code	Project Title	Donor	Implementing Agency	Donor Grouping	Financial System Used	Total Project Cost	Accumulated Bal up to 2022	2023 Budget	2023 ReBudget	2023 Warrant	2023 Est Balance	2024 Budget	2025 Est.	2026 Est.	2027 Est	
2105E070	Support National Tuna Fishery Monitoring	SPC		SPC	GoK	55,592	30,422				30,422					
2105J022	Drone Survey for South Tarawa Water and Bero	SPC		SPC	GoK	11,041	1,170				1,170					
2105Q049	Deep Sea Mineral Project	SPC		SPC	GoK	16,100	(5,561)				(5,561)					
2105M011	Essential Assets Topographic Survey for SPC	SPC		SPC	GoK	3,057	537				537					
	SPC TOTAL					85,789	26,569	2,802,680	2,318,434	5,893,539	7,951,638	1,000,000	2,000,000	2,000,000	2,000,000	2,000,000
	MFMRD SUBTOTAL					42,304,063	12,883,076	2,802,680	2,318,434	5,893,539	7,951,638	1,000,000	2,000,000	2,000,000	2,000,000	2,000,000
	22 - MINISTRY OF HEALTH AND MEDICAL SERVICES															
2203H046	National TB and Leprosy Program	DFAT		DFAT	GoK	606,289	33,394				33,394					
2203J046	Under 5 Year Olds Vaccine Procurement Project	DFAT		DFAT	GoK	100,000	100,000				100,000					
2203I047	National Hepatitis B Program	DFAT		DFAT	GoK	162,636	48,018				48,018					
2207I078	Travel Plan for Tupala & Supply Activities	DFAT		DFAT	GoK	13,960	(15,261)				(15,261)					
2201J021	Kiribati Australia Health Sector Programme	DFAT		DFAT	GoK	3,358,160	1,017,516	1,000,000	402,410	1,114,287	305,640	1,688,574	1,000,000			
2207G104	Aliv R Zind Consultation	DFAT		DFAT	GoK	34,695	1,856				1,856					
2201C142	Specialised Clinical Services	DFAT		DFAT	GoK	3,366	284				284					
2201D130	Kiribati Internship Training Program	DFAT		DFAT	GoK	534,478	(230,958)				(230,958)					
2201H048	Vaccine Procurement	DFAT		DFAT	GoK	150,000	(1,443)				(1,443)					
2201J096	Therapeutic Policy & Guideline Review	DFAT		DFAT	GoK	1,047	1,047				1,047					
2201E014	Gynaecological Clinic for GBV	DFAT		DFAT	GoK	149,940	61,347				61,347					
2201H043	Eliminate Dengue (Wolpachia)	DFAT		DFAT	GoK	1,039,965	166,535			270,858	(104,323)					
2205G057	Capacity Building of Tungaru Rehabilitation Services	DFAT		DFAT	GoK	145,625	14,635				14,635					
2205G067	Kiribati National TB Program - Interm Support	DFAT		DFAT	GoK	275,572	(10,366)				(10,366)					
2208F028	Strengthening Tungaru Rehabilitation Centre	DFAT		DFAT	GoK	230,985	(15,124)				(15,124)					
2214G060	Ta Neeria Wellness Centre	DFAT		DFAT	GoK	105,000	10,860				10,860					
2203N051	Strengthening of the Expanded Program on Immunisation	DFAT		GoK	GoK	729,382			729,382							
	DFAT TOTAL					7,641,101	1,182,340	1,000,000	1,131,792	2,114,526	199,606	1,688,574	1,000,000	200,000	200,000	200,000
2201E214	Health Specialists	GoK		GoK	GoK	2,490,837	598,541				598,541					
2204C056	Overseas Referral	GoK		GoK	GoK	31,188,175	1,226,436	2,000,000	2,000,000	8,153,780	(931,474)	7,000,000	4,000,000	4,000,000	4,000,000	4,000,000
2204C057	Local Referral	GoK		GoK	GoK	11,013,975	(683,286)	1,294,793	1,294,793	1,776,876	(665,369)	3,000,000	2,300,000	2,300,000	2,300,000	2,300,000
2204G034	Directly Observed Treatment (DOT) Support	GoK		GoK	GoK	1,039,274	25,459	138,570	138,570	143,170	20,858	138,570	138,570	138,570	138,570	138,570
2201K050	Betio New Hospital (GoK Contribution)	GoK		GoK	GoK	100,000	100,000				100,000					
2201K051	Kiribati Internship Training Program	GoK		GoK	GoK	1,350,000	541,710			500,345	41,365	300,000	300,000	300,000	300,000	300,000
2201M047	Essential Medical Equipment	GoK		GoK	GoK	441,982	93,473			36,857	56,616					
2201M036	Upgrading and Refurbishment of Clinics	GoK		GoK	GoK	1,400,000	353,620			335,620	18,000					
2203N022	Kiribati Vaccine Management Assessment	GoK		DFAT	GoK	35,210		35,210	35,210							
	GoK TOTAL					49,059,453	2,255,952	3,433,363	3,468,573	11,516,811	(1,296,416)	10,638,570	6,938,570	6,938,570	6,938,570	6,938,570
GOK_DNR_New1	Strengthening vaccination and VPD surveillance	Japan	WHO	UN System	GoK			150,000		52,090						
2211J002	Construction of Dental Lab Linnix	Japan		Japan	GoK	81,678	52,090									
2201I025	Procurement of Ambulance	Japan		Japan	GoK	63,961										
2203H042	Motorcycles for TB & Leprosy programs	Japan		Japan	GoK	45,876	(4,164)				(4,164)					
2205G042	Expanded Program on Immunization	JAPAN	UNICEF	UN System	GoK	88,452	(44,119)				(44,119)					
2203H006	EPI & Cold Chain consultations	JAPAN	UNICEF	UN System	GoK	7,800	(49,880)				(49,880)					
2203K024	Betio (Tremakin & Takoronga) clinics rehabilitation project	Japan		Japan	GoK	83,939	51,716			36,201	15,515	100,000				
2203I032	Risk Communication	JAPAN	UNICEF	UN System	GoK	171,330	11,867	100,000	77,134	84,596	4,406	100,000				
	JAPAN TOTAL					543,036	17,511	250,000	77,134	172,887	(78,243)	100,000	6,938,570	6,938,570	6,938,570	6,938,570

Code	Project Title	Donor	Implementing Agency	Donor Grouping	Financial System Used	Total Project Cost	Accumulated Bal up to 2022	2023 Budget	2023 RevBudget	2023 Warrant	2023 Est Balance	2024 Budget	2025 Est.	2026 Est.	2027 Est.	
2201K040	COVID-19 Health System	MFAT		MFAT	GoK	464,005	35,439				35,439					
2201G114	Kiribati Internship Training Program	MFAT		MFAT	GoK	1,299,588	(175)				(175)					
2203H071	Combat NCDs in Kiribati	MFAT		MFAT	GoK	646,905	64,422				64,422					
2203H065	Child Health Program	MFAT	UNICEF	UN System	GoK	278,115	49,877				49,877					
2213H072	WASH in Health care facilities	MFAT	UNICEF	UN System	GoK	526,791	8,652			129,504	(2,496)	46,358				
2203J041	High Impact Nutrition Program	MFAT	UNICEF	UN System	GoK	103,900	(22,012)				(22,012)					
2201E211	Integrated Review & Child Health Nutrition Workshop	MFAT	UNICEF	UN System	GoK	104,140	33,254				33,254					
2203E084	Formative research of Nutrition & WASH	MFAT	UNICEF	UN System	GoK	27,131	1,234				1,234					
2203J026	Quick fix maintenance fund	MFAT		MFAT	GoK	200,000	73,038				73,038					
2201K016	Kiribati NCD Strategic Plan 2020-2023	MFAT		MFAT	GoK	1,476,053	378,360			742,426	121,712	485,786				
2203K030	Public Health Clinics	MFAT		MFAT	GoK	2,486,880	1,795,614			686,150	1,109,464	485,786				
2201L052	Implementation of National Child Health Program	MFAT	UNICEF	UN System	GoK	63,891	15,409				15,409					
2203L004	Develop the National Deployment and Vaccination plan 2021	MFAT	UNICEF	UN System	GoK	36,354	399				399					
2203L027	Implement the National Deployment and Vaccination plan 2021	MFAT	UNICEF	UN System	GoK	1,860,140	170,801			170,801						
2203L049	National COVID-19 Vaccine deployment plan	MFAT		MFAT	GoK											
2203L036	Diabetic Retinopathy	MFAT TOTAL			GoK	9,611,600	2,601,817	554,694	606,630	1,728,880	1,479,567	532,144				
2203G081	Diabetic Retinopathy	PHF		Others	GoK	161,113	17,311			15,666	1,645					
2203G081	Social Education Trg. & Health Promotion	PHF		Others	GoK	839,345	34,829			202,273	5,932					
2203K036	Interactive Dynamics of Reef Fisheries & Human Health Project	HSPH		Others	GoK	38,945	9,133				9,133					
2203J045	National Leprosy Elimination Program	PLF		Others	GoK	245,606	34,508			130,268	1,860					
2203H091	Upgrade of Office space to an Eye Clinic	PHF		Others	GoK	38,551	19,559				19,559					
2203K027	Nankai Community Nutrition Seed Funding	CTA		Others	GoK	2,746	1,421				1,421					
2201M061	Supply of Diagnostic and Medical Supplies of COVID-19	LDS		Others	GoK	204,307	1,955				1,955					
2203M020	Hepatitis B HOPE	HBF		Others	GoK	8,614	8,614				8,614					
2201K026	Medical Fund (Annual Grant)	PRC		PRC	GoK	1,539,227	127,330	400,000	270,996	348,207	50,118	400,000				
2201K026	Medical Fund (Annual Grant)	PRC		PRC	GoK	1,600,000	484,948	400,000	400,000	914,948	(30,000)	400,000				
2201K026	Medical Fund (Annual Grant)	PRC		PRC	GoK	1,600,000	484,948	400,000	400,000	914,948	(30,000)	400,000				
2201K026	Medical Fund (Annual Grant)	PRC		PRC	GoK	1,600,000	484,948	400,000	400,000	914,948	(30,000)	400,000				
2201K026	Medical Fund (Annual Grant)	PRC		PRC	GoK	1,600,000	484,948	400,000	400,000	914,948	(30,000)	400,000				
2201K026	Medical Fund (Annual Grant)	PRC		PRC	GoK	1,600,000	484,948	400,000	400,000	914,948	(30,000)	400,000				
2201K026	Medical Fund (Annual Grant)	PRC		PRC	GoK	1,600,000	484,948	400,000	400,000	914,948	(30,000)	400,000				
2201K026	Medical Fund (Annual Grant)	PRC		PRC	GoK	1,600,000	484,948	400,000	400,000	914,948	(30,000)	400,000				
2201K026	Medical Fund (Annual Grant)	PRC		PRC	GoK	1,600,000	484,948	400,000	400,000	914,948	(30,000)	400,000				
2201K026	Medical Fund (Annual Grant)	PRC		PRC	GoK	1,600,000	484,948	400,000	400,000	914,948	(30,000)	400,000				
2201K026	Medical Fund (Annual Grant)	PRC		PRC	GoK	1,600,000	484,948	400,000	400,000	914,948	(30,000)	400,000				
2201K026	Medical Fund (Annual Grant)	PRC		PRC	GoK	1,600,000	484,948	400,000	400,000	914,948	(30,000)	400,000				
2201K026	Medical Fund (Annual Grant)	PRC		PRC	GoK	1,600,000	484,948	400,000	400,000	914,948	(30,000)	400,000				
2201K026	Medical Fund (Annual Grant)	PRC		PRC	GoK	1,600,000	484,948	400,000	400,000	914,948	(30,000)	400,000				
2201K026	Medical Fund (Annual Grant)	PRC		PRC	GoK	1,600,000	484,948	400,000	400,000	914,948	(30,000)	400,000				
2201K026	Medical Fund (Annual Grant)	PRC		PRC	GoK	1,600,000	484,948	400,000	400,000	914,948	(30,000)	400,000				
2201K026	Medical Fund (Annual Grant)	PRC		PRC	GoK	1,600,000	484,948	400,000	400,000	914,948	(30,000)	400,000				
2201K026	Medical Fund (Annual Grant)	PRC		PRC	GoK	1,600,000	484,948	400,000	400,000	914,948	(30,000)	400,000				
2201K026	Medical Fund (Annual Grant)	PRC		PRC	GoK	1,600,000	484,948	400,000	400,000	914,948	(30,000)	400,000				
2201K026	Medical Fund (Annual Grant)	PRC		PRC	GoK	1,600,000	484,948	400,000	400,000	914,948	(30,000)	400,000				
2201K026	Medical Fund (Annual Grant)	PRC		PRC	GoK	1,600,000	484,948	400,000	400,000	914,948	(30,000)	400,000				
2201K026	Medical Fund (Annual Grant)	PRC		PRC	GoK	1,600,000	484,948	400,000	400,000	914,948	(30,000)	400,000				
2201K026	Medical Fund (Annual Grant)	PRC		PRC	GoK	1,600,000	484,948	400,000	400,000	914,948	(30,000)	400,000				
2201K026	Medical Fund (Annual Grant)	PRC		PRC	GoK	1,600,000	484,948	400,000	400,000	914,948	(30,000)	400,000				
2201K026	Medical Fund (Annual Grant)	PRC		PRC	GoK	1,600,000	484,948	400,000	400,000	914,948	(30,000)	400,000				
2201K026	Medical Fund (Annual Grant)	PRC		PRC	GoK	1,600,000	484,948	400,000	400,000	914,948	(30,000)	400,000				
2201K026	Medical Fund (Annual Grant)	PRC		PRC	GoK	1,600,000	484,948	400,000	400,000	914,948	(30,000)	400,000				
2201K026	Medical Fund (Annual Grant)	PRC		PRC	GoK	1,600,000	484,948	400,000	400,000	914,948	(30,000)	400,000				
2201K026	Medical Fund (Annual Grant)	PRC		PRC	GoK	1,600,000	484,948	400,000	400,000	914,948	(30,000)	400,000				
2201K026	Medical Fund (Annual Grant)	PRC		PRC	GoK	1,600,000	484,948	400,000	400,000	914,948	(30,000)	400,000				
2201K026	Medical Fund (Annual Grant)	PRC		PRC	GoK	1,600,000	484,948	400,000	400,000	914,948	(30,000)	400,000				
2201K026	Medical Fund (Annual Grant)	PRC		PRC	GoK	1,600,000	484,948	400,000	400,000	914,948	(30,000)	400,000				
2201K026	Medical Fund (Annual Grant)	PRC		PRC	GoK	1,600,000	484,948	400,000	400,000	914,948	(30,000)	400,000				
2201K026	Medical Fund (Annual Grant)	PRC		PRC	GoK	1,600,000	484,948	400,000	400,000	914,948	(30,000)	400,000				
2201K026	Medical Fund (Annual Grant)	PRC		PRC	GoK	1,600,000	484,948	400,000	400,000	914,948	(30,000)	400,000				
2201K026	Medical Fund (Annual Grant)	PRC		PRC	GoK	1,600,000	484,948	400,000	400,000	914,948	(30,000)	400,000				
2201K026	Medical Fund (Annual Grant)	PRC		PRC	GoK	1,600,000	484,948	400,000	400,000	914,948	(30,000)	400,000				
2201K026	Medical Fund (Annual Grant)	PRC		PRC	GoK	1,600,000	484,948	400,000	400,000	914,948	(30,000)	400,000				
2201K026	Medical Fund (Annual Grant)	PRC		PRC	GoK	1,600,000	484,948	400,000	400,000	914,948	(30,000)	400,000				
2201K026	Medical Fund (Annual Grant)	PRC		PRC	GoK	1,600,000	484,948	400,000	400,000	914,948	(30,000)	400,000				
2201K026	Medical Fund (Annual Grant)	PRC		PRC	GoK	1,600,000	484,948	400,000	400,000	914,948	(30,000)	400,000				
2201K026	Medical Fund (Annual Grant)	PRC		PRC	GoK	1,600,000	484,948	400,000	400,000	914,948	(30,000)	400,000				
2201K026	Medical Fund (Annual Grant)	PRC		PRC	GoK	1,600,000	484,948	400,000	400,000	914,948	(30,000)	400,000				
2201K026	Medical Fund (Annual Grant)	PRC		PRC	GoK	1,600,000	484,948	400,000	400,000	914,948	(30,000)	400,000				
2201K026	Medical Fund (Annual Grant)	PRC		PRC	GoK	1,600,000	484,948	400,000	400,000	914,948	(30,000)	400,000				
2201K026	Medical Fund (Annual Grant)	PRC		PRC	GoK	1,600,000	484,948	400,000	400,000	914,948	(30,000)	400,000				
2201K026	Medical Fund (Annual Grant)	PRC		PRC	GoK	1,600,000	484,948	400,000	400,000	914,948	(30,000)	400,000				
2201K026	Medical Fund (Annual Grant)	PRC		PRC	GoK	1,600,000	484,948	400,000	400,000	914,948	(30,000)	400,000				
2201K026	Medical Fund (Annual Grant)	PRC		PRC	GoK	1,600,000	484,948	400,000	400,000	914,948	(30,000)	400,000				
2201K026	Medical Fund (Annual Grant)	PRC		PRC	GoK	1,600,000	484,948	400,000	400,000	914,948	(30,000)	400,000				
2201K026	Medical Fund (Annual Grant)	PRC														

Code	Project Title	Donor	Implementing Agency	Donor Grouping	Financial System Used	Total Project Cost	Accumulated Bal up to 2022	2023 Budget	2023 RevBudget	2023 Warrant	2023 Est Balance	2024 Budget	2025 Est.	2026 Est.	2027 Est.
2203G007	Gender Base Violence	WHO		UN System	GoK	8,385	1,635				1,635				
2203G009	NCD Protocol Interventions to N/District Health Staff	WHO		UN System	GoK	52,124	7,062				7,062				
2203G044	Food Regulation and Safety Consultation	WHO		UN System	GoK	4,010	733				733				
2203G048	Food Safety and Nutrition	WHO		UN System	GoK	4,925	343				343				
2203G070	Enhancing the Performance of Public Health programme and departments	WHO		UN System	GoK	15,066	(2,917)				(2,917)				
2203H047	Capacity building to Health Care Provider	WHO		UN System	GoK	3,200	(1,540)				(1,540)				
2203H050	Leprosy Elimination Program on Outer Is.	WHO		UN System	GoK	143,652	42,419		34,808	51,274	25,953				
2203H053	Health Status report on Road Safety	WHO		UN System	GoK	1,120	95				95				
2203H077	EH Inspections and HP campaign in outer islands	WHO		UN System	GoK	11,798	(1,035)				(1,035)				
2203H089	Strengthening health security and Public	WHO		UN System	GoK	5,475	(95)				(95)				
2203I003	Synergic surveillance system for Health and Environmental Health Outreach	WHO		UN System	GoK	2,710	525				525				
2203I033	Health Sector Coordinating Committee	WHO		UN System	GoK	27,010	3,633				3,633				
2201I059	Training on Water Quality Testing and Health Care Waste Management	WHO		UN System	GoK	17,000	1,947		12,500		1,947				
2203I080	Health Care Waste Management	WHO		UN System	GoK	21,934	9,911				9,911				
2214I083	Risk Communication	WHO		UN System	GoK	5,005	1,500				1,500				
2203I099	Health Regulation (IHR & SARI)	WHO		UN System	GoK	4,192	177				177				
2205G064	World Blood Donor Day	WHO		UN System	GoK	13,990	2,729				2,729				
2210G050	Emergency Obstetric & Neonatal Care Guideline	WHO		UN System	GoK	2,990	1,145				1,145				
2203K050	Tobacco Control & Development of NCD National Strategic Plan	WHO		UN System	GoK	21,632	5,949				5,949				
2201K011	WHO African Region (AARN)	WHO		UN System	GoK	4,090	390				390				
2201K024	World Water Day	WHO		UN System	GoK	2,775	275				275				
2201K028	National Health summit	WHO		UN System	GoK	122,049	24,940				24,940				
2203K058	PFN Guideline Workshop Training	WHO		UN System	GoK	2,733	573				573				
2203I102	Water Safety Plans Training	WHO		UN System	GoK	5,861	2,838				2,838				
2203I103	Mental health Gap Training for Makin	WHO		UN System	GoK	8,233	(7,123)				(7,123)				
2203K010	Water quality testing Nth Trw	WHO		UN System	GoK	991	33				33				
2203K042	Technical and Legal Consultation for Mental Health Legislation	WHO		UN System	GoK	17,789	2,129				2,129				
2204K057	Measles Rubella Integrated Supplementary Immunization	WHO		UN System	GoK	64,736	(21,505)				(21,505)				
2203K065	Annual Nursing conference	WHO		UN System	GoK	41,870	8,087				8,087				
2210K066	Supporting Youth Friendly Health Services Sexual Reproductive Health Program	UNFPA		UN System	GoK	305,538	(33,241)				(33,241)				
2203G036	Reproductive Health and Family Planning	UNFPA		UN System	GoK	669,319	(18,316)				(18,316)				
2203G037	Gender Base violence program	UNFPA		UN System	GoK	11,765	(4,543)				(4,543)				
2203F033	Kiribati Child Survival Strategy	UNICEF (RR)	UNICEF	UN System	GoK	27,385	(29,172)				(29,172)				
2203F080	Child Survival Program	UNICEF (RR)	UNICEF	UN System	GoK	119,570	(146,896)				(146,896)				
2203I044	Mental Health Gap Training for arauaka & Beru	WHO		UN System	GoK	20,730	4,197				4,197				
2201E211a	STEPS	WHO		UN System	GoK	88,000	(37,424)				(37,424)				
2201F144	Review of National Strategic Plan, Budget and ER 2016	WHO		UN System	GoK	15,165	4,958				4,958				
2201H040	World Health Day Awareness week	WHO		UN System	GoK	6,221	521				521				
2201H044	Capacity building for nurses	WHO		UN System	GoK	11,837	4,808				4,808				
2201H096	Performance Review & Joint Performance Review	WHO		UN System	GoK	28,778	1,755				1,755				
2203E078	Effective Vaccine Management (EVM)	WHO		UN System	GoK	25,544	(266,687)				(266,687)				
2203E223	World Mental Health Day Workshop	WHO		UN System	GoK	8,491	(3,655)				(3,655)				
2203F051	Mental Health Skills Development Workshop	WHO		UN System	GoK	2,346	(1,627)				(1,627)				
2203F118	Outreach Awareness	WHO		UN System	GoK	5,846	3,560				3,560				
2203F141	World AIDS Day	WHO		UN System	GoK	5,410	(3,963)				(3,963)				
2203F142	Community Based Rehabilitation Training Workshop to ASWO	WHO		UN System	GoK	18,526	(1,156)				(1,156)				
2203F143	Primary Trauma Care Training	WHO		UN System	GoK	4,295									
2203F147	Mental Health Training Workshop	WHO		UN System	GoK	5,801	(825)				(825)				

Code	Project Title	Donor	Implementing Agency	Donor Grouping	Financial System Used	Total Project Cost	Accumulated Bal up to 2022	2023 Budget	2023 Rev/Budget	2023 Warrant	2023 Est Balance	2024 Budget	2025 Est.	2026 Est.	2027 Est.
2203F148	Ebola Training	WHO		UN System	GoK	4,529	4,779				4,779				
2203G011	Transmission Assessment for Year 6-7, Deworming & Morbidity	WHO		UN System	GoK	88,291	13,974				13,974				
2203G051	Early Newborn Care Training	WHO		UN System	GoK	7,872	5,492				5,492				
2203G073	Kiritimati Workshop on Hospital Leadership	WHO		UN System	GoK	10,880	10,880				10,880				
2203H052	World No Tobacco Day	WHO		UN System	GoK	3,145	485				485				
2203H095	Introduction of the PEN NCD Prevention (Line and Phoenix Islands)	WHO		UN System	GoK	27,794	4,573				4,573				
2203I054	Gender Mainstreaming in Health	WHO		UN System	GoK	4,985	627				627				
2203I058	World Health Day 2018: Universal Health Coverage	WHO		UN System	GoK	12,875	743				743				
2203I062	2018 Global Youth Tobacco Survey - Kiribati & Line and Phoenix Islands	WHO		UN System	GoK	21,363	824				824				
2214H100	Butantari mental health training	WHO		UN System	GoK	3,249	3,249				3,249				
2203G003	Service Delivery Community Health Worker	WHO		UN System	GoK	10,609	(5,920)				(5,920)				
2203I050	Review of Tobacco Legislation	WHO		UN System	GoK	3,896	205				205				
2201G043	Health Leadership, Governance, Performance and Partnership	WHO		UN System	GoK	17,785	134				134				
2201G101	ICD-1 - Morbidity and Mortality coding training	WHO		UN System	GoK	9,173	2,706				2,706				
2203E071	Treatment Assessment Survey	WHO		UN System	GoK	13,502	(5,513)				(5,513)				
2203G045	Alcohol Awareness to Community, Family and the Quality of Life for people with disabilities	WHO		UN System	GoK	2,305	1,354				1,354				
2203G053	Family and the Quality of Life for people with disabilities	WHO		UN System	GoK	6,411	4,293				4,293				
2203G056	National Switch from TOPV to BOPV	WHO		UN System	GoK	42,021	4,345				4,345				
2203G058	No Tobacco Day	WHO		UN System	GoK	3,198	(3)				(3)				
2203G095	POLIN Workshop and Open Day	WHO		UN System	GoK	30,785	17,062				17,062				
2203I051	Public Health Monitoring & Evaluation	WHO		UN System	GoK	8,310	(327)				(327)				
2203K003	National Measles and D&V outbreak community intervention	UNICEF (RR)	UNICEF	UN System	GoK	34,021	(1,055)				(1,055)				
2215G022	Mental Health Workforce Development on Xmas Island	WHO		UN System	GoK	12,568	(5,917)				(5,917)				
2203K015	Sexual Reproductive health and family planning	UNFPA		UN System	GoK	480,453	78,144		56,204	134,348					
2203K019	Multi-Sectoral NCD retreat for the development of NCD Strategic Plan	WHO		UN System	GoK	17,089	2,400				2,400				
2203K029	Severe Acute Malnutrition	WHO		UN System	GoK	9,036	1				1				
2203K035	WASH (WATER) day	WHO	WHO	UN System	GoK	41,728	14,869				14,869				
2202L068	Whooping Cough Supplementary Dose on S.Tarawa	WHO		UN System	GoK	2,096	1,211				1,211				
2203M014	UNICEF (RR)	UNICEF (RR)	UNICEF	UN System	GoK	162,492	128,948				128,948				
2205M001	National Laboratory and IPC Retreat Workshop	WHO		UN System	GoK	7,170	2,245				2,245				
2210M067	Nursing Quality Improvement	WHO		GOK	GoK	51,879	30,500				30,500				
2203M068	GSRESS & COVID-19	WHO		DFAT	GoK	10,161	(1,315)				(1,315)				
2201M075	KIRIMAT	WHO		DFAT	GoK	8,245	8,245				8,245				
2203N017	Rotavirus	WHO		WHO	GoK	9,221	9,221				9,221				
2203N019	PEN Training Roll Out to Outer Islands	WHO		WHO	GoK	18,763	18,763				18,763				
2203N020	Lymphatic Filariasis	WHO		WHO	GoK	1,114	1,114				1,114				
2203N043	Hepatitis Surveillance and Management Training Workshop (released on 24/2/23 2203N024)	WHO		WHO	GoK	21,414	21,414				21,414				
2203N047	Preparedness in Kiritimati Island Improvement of Covid 19 Vaccine data	WHO		WHO	GoK	24,004	24,004				24,004				
2203N048	Improvement of Covid 19 Vaccine data	WHO		WHO	GoK	24,196	24,196				24,196				
2204N041	Mental Health Day	WHO		WHO	GoK	14,490	14,490				14,490				
2203N049	Risk Communication	WHO		GoK	GoK	27,635	27,635				27,635				
2213N050	Expansion of Sentinel Sites for Syndromic Surveillance, Kiribati	WHO		GoK	GoK	14,802	14,802				14,802				
2203N053	Diabetic Retinopathy	WHO	WHO	GoK	GoK	110,508	110,508				110,508				
2203N025	Health and Nutrition-Measles and Rubella	UNICEF (RR)		UNICEF (RR)	GoK	110,508	110,508				110,508				
2201M062	Pearl	Others		Others	GoK	434,880	146,282				146,282				
2203N024	Paediatric Pfizer Vaccine	UNICEF (RR)		GoK	GoK	711,568	281,872				281,872				
	MHWS SUBTOTAL	UN SYSTEM TOTAL				7,498,125	22,275	200,000	1,804,602	1,757,549	269,328	46,358	7,938,570	6,938,570	6,938,570
						84,769,646	6,652,157	5,838,057	7,759,727	18,553,808	353,946	13,405,646	7,938,570	6,938,570	6,938,570

Code	Project Title	Donor	Implementing Agency	Donor Grouping	Financial System Used	Total Project Cost	Accumulated Bal up to 2022	2023 Budget	2023 Rebudget	2023 Warrant	2023 Est Balance	2024 Budget	2025 Est.	2026 Est.	2027 Est.
23 - MINISTRY OF EDUCATION															
2301014	Improving Teachers' Quality (KTC - COL)	COL		Others	GoK	22,424	2,470				2,470				
2311G096	PIPA Conservation Trust Scholarship Award Fund	PIPA		Others	GoK	138,000	55,630				55,630				
2304W032	Kiribati Innovative Funding project	SPBA		Others	GoK	8,190	3,027			4,378	(1,351)				
2306N016	Teacher Capacity Development in Open Educational Resources (OER) & Digital Learning at Kiribati Teachers College	COL		UN System	GoK	25,344	25,344			25,344					
2309N032	US Corner Equipment Kiribati National Library (released on 22/23 as 2309N013)	USA		USA	GoK	8,254	8,254			8,254					
OTHERS TOTAL															
2308G004	Student Loan Scheme	GoK		GoK	GoK	7,099,380	1,250,000			37,975	56,749	1,000,000	1,000,000	1,000,000	1,000,000
2308C062	Overseas Scholarships	GoK		GoK	GoK	62,119,770	4,274,395			14,318,436	4,365,044	15,286,000	18,000,000	18,000,000	18,000,000
2302H116	Primary School Teacher Training	GoK		GoK	GoK	309,327	60,394				60,394				
2301K039	Transport for Students: Buses	GoK		GoK	GoK	1,506,815	74,114			150,002	(75,888)				
2301K056	Transport for Students: Trucks	GoK		GoK	GoK	557,100									
2302F062	Six Permanent (kit set) classrooms for Satellite Primary School	GoK		GoK	GoK	150,000	30,000				30,000				
2312F067	Photocopiers for Education	GoK & ROK		GoK	GoK	95,295	5,068				5,068				
2303E202	Banaba JSS Classroom	GoK & ROK		GoK	GoK	205,111									
GoK TOTAL						72,042,798	5,693,970	18,409,085	18,409,085	14,468,437	4,634,617	16,286,000	19,000,000	19,000,000	19,000,000
2301J031	Construction of New JSS TUC 1 classroom and toilet block	Japan		Japan	GoK	491,640	29,537				29,537				
JAPAN TOTAL						491,640	29,537	96,762	96,762	4,585,481	335,667	193,523			
2301G046	Wash in Schools Activities	MFAT		UN System	GoK	435,390	41,187				41,187				
2311L071	Improvements to Outersland Schools	MFAT		MFAT	GoK	5,638,885	4,921,148								
2311K061	Kiribati Wash from the Start (KWAS)	MFAT		UN System	GoK	176,023	(16,651)		83,757	67,106					
MFAT TOTAL						6,250,298	4,945,684	96,762	83,757	4,652,587	376,854	193,523			
GOK_DN1_New2	Teabike College Project Phase I	PRC		PRC	GoK	2,700	2,700				2,700				
2306L005	Kiribati National Library Archives	PRC		PRC	GoK	22,000	22,000				22,000				
2301M078	Award for Students	PRC		DFAT	GoK	154,005	48,974			24,487	24,487				
2301M056	Charter for School Trucks	PRC		DFAT	GoK	178,705	73,674			24,487	49,187				
PRC TOTAL						378,500	184,758			53,307	131,450				
2312H055	Sunrise Primary School	Other		Other	GoK	1,000,000	241,803				241,803				
2303G027	JSS Rehabilitation Phase I	Other		Other	GoK	1,413,000	1,035,771			114,531	925,241				
2303J046	KGV Dormitory Stage 1	Other		Other	GoK	1,412,106	523,302			174,743	348,559				
2301K038	Transport for Students: Trucks	Other		Other	GoK	351,378	74,710			74,710					
2305C076	Maintenance of Teabike College	Other		Other	GoK	4,554,984	2,064,343			417,290	1,647,053				
Other TOTAL						21,767	1,051			1,051	1,051				
2308I072	Pacific Islands Literacy and Numeracy Assessment	SPC		SPC	GoK	6,661	56				56				
2307J020	SPESC Exam Administration	SPC		SPC	GoK	6,981	3,656				3,656				
2308F150	Pacific Island Numeracy & Literacy Assessment	SPC		SPC	GoK	35,409	4,773				4,773				
SPC TOTAL						35,409	4,773				4,773				
2308I076	Community and school based family life education programming	UNDP		UN System	GoK	516,015	81,503			106,577	(25,074)				
2301I067	Early Learning and Quality Education	NZM/DC		UN System	GoK	602,195	59,026			12,870	46,155				
2301K030	Sandwatch & 'Canoe is the People' project	UNICEF (RR)		UN System	GoK	5,385	(1,472)				(1,472)				
2301J068	Sector analysis and development	GPE		UN System	GoK	205,669	78,568			78,568					
2307H097	Multi-grade teaching Professional Development of KTC lecturers	UNICEF (RR)		UN System	GoK	18,680	4				4				
2301K072	Early Childhood Development (ECD) National forum	UNICEF (RR)		UN System	GoK	194,052	1,643			52,271	1,643				
2301H098	Operationalization of ECCE legislation	UNICEF (RR)		UN System	GoK	39,433	8,138				8,138				
2301G066	Code of ethics to Tabauea and Abalang	UNICEF (RR)		UN System	GoK	40,498	28,796				28,796				
2301G065	Monitoring of implementation of activities (Assurance & Oversight)	UNICEF (RR)		UN System	GoK	16,888	6,545				6,545				

Code	Project Title	Donor	Implementing Agency	Donor Grouping	Financial System Used	Total Project Cost	Accumulated Bal up to 2022	2023 Budget	2023 Rebudget	2023 Warrant	2023 Est Balance	2024 Budget	2025 Est.	2026 Est.	2027 Est.	
2301F081	Code of Ethics and Wash workshop	UNICEF (RR)	UNICEF	UN System	GoK	48,975	(3,356)				(3,356)					
2301F005	Preparatory Activities for the Formulation of ECCE Bill	UNICEF (RR)	UNICEF	UN System	GoK	60,000	12,959				12,959					
2302E058	Implementation of SIP Program - Primary & JSS	UNICEF (RR)	UNICEF	UN System	GoK	102,733	11,005				11,005					
2308E095	Devt of yr3 & 4 pupils activity	UNESCO	UNICEF	UN System	GoK	6,014	2,700				2,700					
2301I029	IT Out Sourcing	UNICEF (RR)	UNICEF	UN System	GoK	5,000	5,000				5,000					
2306I065	Improving senior secondary teachers quality through ICT-support and improve	UNICEF (RR)	UNICEF	UN System	GoK	11,274	11,274				11,274					
2301F074	Development of ESP Plan 2016-2019	UNICEF (RR)	UNICEF	UN System	GoK	231,334	42,212				42,212					
2304L009	National and School-level contingency plan development	GPE	UNICEF	UN System	GoK	166,495	5,704			5,430	274					
2306L018	Educational System Covid-19 Preparedness, Response for Remote Learning Support for Teachers	NZN/GPE	UNICEF	UN System	GoK	211,306	46,964			5,801	41,163					
2304L053	MICS Eagle and Education Statistical Digest	DC	UNICEF	UN System	GoK	22,729	14,282			527	13,755					
2308L057	Parent & Community Sensitization Education	GPE	UNICEF	UN System	GoK	24,405	1,262				1,262					
2315K073	Regional Review on Inclusive Education	UNICEF (RR)	UNICEF	UN System	GoK	710	3				3					
2308M038	Kiribati Quality Standards	UNICEF (RR)	UNICEF	UN System	GoK	17,812	4,850			6,000	(1,150)					
2315M052	Digital Kiribati Quality Standard Data Collection	UNICEF (RR)	UNICEF	UN System	GoK	33,989	6,785			6,785						
2304M053	National Consultation for TES	UNICEF (RR)	UNICEF	UN System	GoK	3,690	748			748						
2304M057	Safe School Operation (SOP Training)	UNICEF (RR)	UNICEF	DFAT	GoK	2,325	2,325			2,325						
	UN SYSTEM TOTAL					2,587,607	427,468	18,505,847	52,271	277,901	201,839	16,473,523	19,000,000	19,000,000	19,000,000	19,000,000
	MOE SUBTOTAL					86,343,652	13,334,174	18,505,847	18,545,113	19,878,678	7,000,609	16,473,523	19,000,000	19,000,000	19,000,000	19,000,000
24 - MINISTRY OF INFORMATION, COMMUNICATIONS AND TRANSPORT																
2409L020	Cybersecurity	DFAT	DFAT		GoK	9,985	3,382				3,382					
2409K049	TAK International Visitor Survey (IVS)	EU		EU	GoK	12,190	6,965				6,965					
	EU TOTAL					12,190	6,965				6,965					
2404G126	AKL Commercial Manager	GoK		GoK	GoK	230,000										
2404I057	Embraer Aircraft	GoK		GoK	GoK	67,955,875										
2403I090	Kiribati Shipping Services Limited Support (CEO)	GoK		GoK	GoK	519,000	62,883				62,883					
2409I095	Startup costs for Bwebweriki (BNL support)	GoK		GoK	GoK	466,641	420,486				420,486					
2401E039	Support to KAIP	GoK		GoK	GoK	120,000	6,322				6,322					
2409J013	Outer Island Mobile Towers	GoK		GoK	GoK	7,200,000	2,661,991				2,661,991					
2401F137	BPA Broadbanding Station	GoK		GoK	GoK	449,833										
2401K067	Banaba Airstrip	GoK		GoK	GoK	1,000,000	1,000,000				1,000,000					
2409L054	Microsoft Office License for Govt	GoK		GoK	GoK	200,000	19,561				19,561					
2401G031	KAIP Additional Financing	GoK		GoK	GoK	2,610,882										
2402G127	New Tekabaua Holding Limited Vessel (LC Aratobwa)	GoK		GoK	GoK	3,400,000	11,752				11,752					
2404G125	AKL Expert Aviation Team	GoK		GoK	GoK	125,800										
2401L432	International Air Services Limited	GoK		GoK	GoK	23,719,384										
2405H054	Dash 8 Aircraft for Air Kiribati Limited	GoK		GoK	GoK	5,700,000										
2401H037	Kiribati Connectivity Project	GoK		GoK	GoK	500,000										
2405H103	Redevelopment of the Air Kiribati Hangar and Office	GoK		GoK	GoK	1,000,000	54,663				54,663					
2404C039	Aviation Development	GoK		GoK	GoK	500,000										
LCDF_NEW 3	Outer Island Mobile Towers Phase 3	GoK		GoK	GoK	1,700,000										
	GoK TOTAL					117,398,016	4,237,658	2,600,000	2,418,436	2,418,436	3,319,221	1,000,000	1,000,000	1,000,000	1,000,000	1,000,000
2409K062	e-Centre	ITU		UN System	GoK	7,412	5,946				5,946					
	UN SYSTEM TOTAL					7,412	5,946				5,946					
2401E228	Kiribati Maritime Safety Programme Phase 3	MFAT		MFAT	GoK	932,820	61,980			350,768	4,153					
	MFAT TOTAL					932,820	61,980	292,940	292,940	350,768	4,153					

Code	Project Title	Donor	Implementing Agency	Donor Grouping	Financial System Used	Total Project Cost	Accumulated Bal up to 2022	2023 Budget	2023 RevBudget	2023 Warrant	2023 Est Balance	2024 Budget	2025 Est.	2026 Est.	2027 Est
2404K075	Embraer Aircraft	PRC		PRC	GoK	5,252,180	4,489,938				4,489,938				
2401L083	Tug & Barge	PRC		PRC	GoK	4,752,000									
2401M043	Procurement of fit-for purpose landing craft for the Line & Phoenix	PRC		PRC	GoK	4,540,000									
	PRC TOTAL					14,544,180	4,489,938				4,489,938				
2402D075	Rescue LC Linix	Other		Other	GoK	91,730									
2405G024	Ground Handling Equipment	Other		Other	GoK	305,500									
2408N052	Supporting Professional and Students Programme	Others		Others	GoK	7,458				7,458					
	Other TOTAL					404,688	806			7,458	806				
	Other TOTAL					133,303,291	8,806,625	2,600,000	2,900,398	2,775,662	7,830,411	1,000,000	1,000,000	1,000,000	1,000,000
	MICT SUBTOTAL														
	25 - MINISTRY OF FINANCE AND ECONOMIC DEVELOPMENT														
2504K036	COVID-19 Emergency Response - APDRF	ADB		ADB	GoK	2,065,511	364,606			574,170					
GOK_C19_2	Pacific disaster resilience program	ADB		ADB	GoK	10,949,869	5,847,594			2,435,034	982,560				
	ADB TOTAL					13,015,380	6,212,201			2,999,204	982,560				
2505G122	Support Maintenance Contract for RMS	DFAT		DFAT	GoK	54,970	(24,276)				(24,276)				
2506B034	Household and Emergency census for DHS-MICS social development indicator survey	DFAT		DFAT	GoK	62,062	(44,936)				(44,936)				
GOK_C19_1	Economic Reform Program - Response Recovery (rename to include IFMIS support on payroll)	DFAT		DFAT	GoK	3,599,480	1,538,739	4,000,000			1,538,739				
2502L011	Project Reconciliation	DFAT		DFAT	GoK	99,985	16,010				16,010				
2502M013	SFU Reform Project	DFAT		DFAT	GoK	3,000,000	2,977,868				2,977,868				
2506N059	Demand side incorporating digital & financing literacy survey	DFAT		DFAT	GoK	194,896			194,896						
2502N054	FMIS Payroll	DFAT		DFAT	GoK	3,999,940			3,999,940						
	DFAT TOTAL					11,011,333	4,463,405	4,000,000	4,194,836	194,896	8,463,345				
2502H001	Copra Price Scheme	GoK		GoK	GoK	148,682,805	11,038,797	28,000,000	28,000,000	34,792,836	1,000,000	29,824,791	35,000,000	35,000,000	35,000,000
2502J002	Updating and Annual training on the Finance Manual	GoK		GoK	GoK	17,000	6,390				6,390				
2501G005	Archival & Storage Facility	GoK		GoK	GoK	225,000	93,226				93,226				
2502I068	Kiribati Financial Management Information system	GoK		GoK	GoK	3,575,000	602,467	1,500,000	1,500,000	2,102,467		1,400,000			
2504A051	SOE Reform Programme	GoK		GoK	GoK	10,903,792	742,371			12,000					
2504H082	Climate change support program	GoK		GoK	GoK	150,000									
2504H102	Computerized Reservation System for AKL	GoK		GoK	GoK	189,000	39,327				39,327				
2504I028	Development Partners' Forum	GoK		GoK	GoK	187,123	100,000				100,000				
2506I025	Household Income and Expenditure Survey	GoK		GoK	GoK	794,000	12,122				12,122				
2504K059	COVID-19 Relief Package (SOE - AKA)	GoK		GoK	GoK	1,843,006	92,896				92,896				
2504K041	COVID-19 Relief Package (SOE - AKL)	GoK		GoK	GoK	800,000	734,681				49,591				
2504K069	COVID-19 Relief Package - Unemployment support package	GoK		GoK	GoK	960,122	794,021				1,987				
2504K070	COVID-19 Relief Package - Business Support Package	GoK		GoK	GoK	4,490,000	990,000								
2504K071	COVID-19 Relief Package - Cargo Buffer	GoK		GoK	GoK	3,500,000	(799,828)								
2504M063	Support to KOIL	GoK		GoK	GoK	5,152,832				58,708					
2504K011	2020-2023 KDP Consultations & Embedding SDG & SAMOA Pathway reporting	GoK		GoK	GoK	110,000	24,297	50,000	3,245,960	3,245,960	74,297		10,000		
2501F108	Refurbishment on Old Parliament House	GoK		GoK	GoK	50,000	2,966				2,966				
2504A108	Kiribati Road Rehabilitation Project	GoK		GoK	GoK	19,614,734									
2504I024	Support to Kiribati VNR report (DB18)	GoK		GoK	GoK	7,700									
2507E017	Population Census 2015	GoK		GoK	GoK	300,000	(408,116)				(408,116)				
2501L047	Support to Kiribati MP/ED Office	GoK		GoK	GoK	100,000	(36,049)				(36,049)				
2504I057	Embraer Aircraft	GoK		GoK	GoK	952,767	3,330				3,330				
2504I102	Support for AKL's Domestic Sector	GoK		GoK	GoK	5,114,271	568,771		500,000		68,771				
2501K004	Honorable Vice President's Mwaneaba	GoK		GoK	GoK	110,242	(126,831)				(126,831)				

Code	Project Title	Donor	Implementing Agency	Donor Grouping	Financial System Used	Total Project Cost	Accumulated Bal up to 2022	2023 Budget	2023 Rev/Budget	2023 Warrant	2023 Est Balance	2024 Budget	2025 Est.	2026 Est.	2027 Est
2504K080	Support to I-Kiribati nationals stranded overseas due to COVID-19	Gok		Gok	Gok	2,094,382	351,565				351,565				
2504L003	Reparation for Stranded Nationals Overseas due to COVID-19	Gok		Gok	Gok	650,000	61,563				61,563				
2501L046	Infrastructure Maintenance Fund (IMFED)	Gok		Gok	Gok	13,348,581	3,672,294	4,000,000	4,364,681	6,771,121	1,265,854	5,000,000	6,000,000	6,000,000	6,000,000
2504M033	Eta Village Maneaba	Gok		Gok	Gok	6,681					14,511				
2501M042	Account Opening pilot project	Gok		Gok	Gok	41,099	33,744			19,233	16,247				
2504M010	ADB Disputed Compensations Kiribati Social Development	Gok		Gok	Gok	16,247						239,500			
LCDF-NEW 2	Indicator Survey	Gok		Gok	Gok	786,969					786,969				
2501N021	Emergency Relief in Tarawa	Gok		Gok	Gok	25,100					25,100				
2501N039	IMFED Travel Reimbursement	Gok		Gok	Gok	1,500,000		1,500,000		968,080	531,920				
2504N015	Airfare resolution	Gok		Gok	Gok						5,865				
25060052	The household listing and emergency activity	Gok		Gok	Gok	160,609	31,231			4,750					
2501N018	Leave Grant for Non-ER posts	Gok		Gok	Gok	9,500,000		9,500,000		9,500,000		10,000,000	11,000,000	12,000,000	12,500,000
2501N038	New Financial Supervisory Authority	Gok		Gok	Gok	500,000		500,000		31,406	468,594		500,000	500,000	500,000
	Gok TOTAL					236,459,062	18,641,482	45,050,000	49,472,710	58,818,631	4,406,896	46,564,291	52,510,000	53,500,000	54,000,000
2504H083	Readiness supports to strengthen Kiribati engagement with the GCF	MFAT		MFAT	Gok	142,890	(15,964)				(15,964)				
2504K018	COVID-19 Project	MFAT		MFAT	Gok	2,910,885	46,472				46,472				
2504L017	Finalization of the Kiribati Development Plan 2020-23	MFAT		MFAT	Gok	26,985	16,225			3,245	12,980				
2506M004	Population and Housing Census	MFAT		MFAT	Gok	174,276	92,664			3,000	89,664				
2506N023	Household and National ID Card Listings	MFAT		MFAT	Gok	330,072				330,072					
	MFAT TOTAL					3,585,108	139,397		330,072	336,317	133,152				
2504M051	COVID-19 Support	PRC		PRC	Gok	390,032	99,096				99,096				
2504L062	COVID-19 Vaccine roll out & transportation	PRC		PRC	Gok	400,894	325,560				325,560				
2504M074	Anti-COVID 19 Cooperation fund	PRC		PRC	Gok	297,097	297,097				35,247				
2504M002	Embaser - AKL Fleet Financing Project	PRC		PRC	Gok	17,745,880				10,215,366					
	PRC TOTAL					18,833,902	721,753		10,215,366	10,215,366	469,903				
2506L103	Household Income and Expenditure Survey (HIES)	SFC		SFC	Gok	50,000									
	SFC TOTAL					50,000									
2506I053	The household listing and emergency activity	UNFPA		UN System	Gok	771,760									
	UN SYSTEM TOTAL					771,760									
2506M016	Kiribati Population Register Development	VSI		Others	Gok	49,213	15,682			7,500	8,182				
	Others TOTAL					49,213	15,682		7,500	7,500	8,182				
	IMFED SUBTOTAL					283,775,759	30,193,919	49,050,000	64,212,985	72,571,916	14,484,039	46,564,291	52,510,000	53,500,000	54,000,000
26- MINISTRY OF WOMEN, YOUTH, SPORT AND SOCIAL AFFAIRS	Respectful Relationships Program	DFAT		DFAT	Gok	300,388	259,273				259,273				
2605G082	Support to Continuation of Safenet Positions	DFAT		DFAT	Gok	64,774	512				512				
2605G083	Support to Toa Mabea Seawall and Maneaba	DFAT		DFAT	Gok	51,435	8,765				8,765				
2603H041	Support to Organizational Assessment of AMAK	DFAT		DFAT	Gok	126,155	11,674				11,674				
2605H056	Accessibility Audit Training	DFAT		DFAT	Gok	62,706	33,598				33,598				
2603I004	Essential Services Program (MWYSSA)	DFAT		UN-Women	Gok	146,933	15,945			33,997	15,945				
2605H060	Strengthening Peaceful Village Kiribati (SPVK)	DFAT		UN-Women	Gok	1,518,612	267,571			576,735	163,216				
2605H075	Child Protection	DFAT		UN-Women	Gok	61,685	(18,172)				(18,172)				
2605G200	Emergency Psychosocial Support	DFAT		UNICEF	Gok	707,689	10,740				10,740				
2603I018	DC for Nonaut Disaster	DFAT		UNICEF	Gok	22,582	6,133				6,133				
2603I016	Psychosocial support for Aroae & Taraka	DFAT		UNICEF	Gok	27,723	4,114				4,114				
2607I038	Disability COVID-19 Awareness	DFAT		DFAT	Gok	5,000	1,038				1,038				

Code	Project Title	Donor	Implementing Agency	Donor Grouping	Financial System Used	Total Project Cost	Accumulated Bal up to 2022	2023 Budget	2023 RevBudget	2023 Warrant	2023 Est Balance	2024 Budget	2025 Est.	2026 Est.	2027 Est.
Z603F069	Disability Unit Strengthening	DFAT		DFAT	GoK	49,985	3,350				3,350				
Z605D121	Support to Women Development Division Activities	DFAT		DFAT	GoK	305,995	14,043				14,043				
Z605E046	National Laws and Policies on ESGV & Gender Equality	DFAT		DFAT	GoK	149,940	4,151				4,151				
Z605F001	Additional Funding to EVAW Fund	DFAT	UN-Women	UN System	GoK	123,146	19,201				19,201				
Z605H063	Support for WWD Staff Retreat at Tokarabina Motel, Aboakoro	DFAT	UN-Women	UN System	GoK	9,945	1				1				
Z604E063	Adolescent Girls Initiatives	DFAT	UNICEF	UN System	GoK	6,158	4,539				4,539				
Z604E204	Convention on the Rights of the child	DFAT	UNICEF	UN System	GoK	10,285	5,571				5,571				
Z605C130	Eliminating Violence Against Women (EVAW)	DFAT	UN-Women	UN System	GoK	191,250	(113,801)				(113,801)				
Z603K009	Community Referral Pathway Training	DFAT	UNICEF	UN System	GoK	12,000	12,000				12,000				
Z605K022	Gender Equality and Women Development	DFAT		DFAT	GoK	43,343	28,192			26,592	1,600	820,000			
Z607L012	Furnishing Te Toa Matoa Center	DFAT		DFAT	GoK	68,200	8,286			7,245	1,041				
Z604L067	Implementation of child protection package on South Tarawa	DFAT	UNICEF	UN System	GoK	75,379	(37,437)		54,077	54,077	(37,437)				
Z605M021	Support to Women's Development Activities	DFAT		DFAT	GoK	65,095	28,864			14,225	14,639				
Z607M031	Kiribati National Disability Policy & Action Plan 2018-2021	DFAT		DFAT	GoK	342,318	308,882			11,354	297,529				
Z603N004	Social Protection Unit	DFAT		DFAT	GoK	2,905,000	2,905,000			869,566	2,035,434				
	DFAT TOTAL					7,453,721	3,792,494		326,457	1,593,790	2,725,101	820,000			
Z602H061	Commonwealth Games (Gold Coast)	GoK		GoK	GoK	110,245	1,404				1,404				
Z602F015	Sport Incentive for Commonwealth Games	GoK		GoK	GoK	10,000									
Z603G013	Kiribati Team Participation 2016 Oceania Wrestling	GoK		GoK	GoK	16,567	16,567				16,567				
Z602F198	Kiribati Weightlifting Team to USA and Canada	GoK		GoK	GoK	23,712	23,712				23,712				
Z6039153	School Fee for Unprivileged Children	GoK		GoK	GoK	1,316,981					(0)				
Z605I077	National Women's Expo	GoK		GoK	GoK	50,000	(0)				(0)				
Z602I064	Construction of the national sports stadium	GoK		GoK	GoK	5,869,498	2,700,368								
Z602G033	Olympic Games Contingent to Rio De Janeiro	GoK		GoK	GoK	101,100	2,371				2,371				
Z602G035	Participation of Team Kiribati in the Oceania Volleyball Tournament	GoK		GoK	GoK	50,608	(0)				(0)				
Z602I048	Recognition of pioneers in sport	GoK		GoK	GoK	15,000	(572)				(572)				
Z605I031	General Meeting for the Revival of AMAK	GoK		GoK	GoK	24,380	(1,906)				(1,906)				
Z602I037	Kiribati Participation in Micronesian game, Yap	GoK		GoK	GoK	120,001	(24,201)				(24,201)				
Z602E065	2014 Kiribati Participation in Micronesian Games	GoK		GoK	GoK	92,220	(19,288)				(19,288)				
Z602I040	Sport Complex Maintenance	GoK		GoK	GoK	16,448	4,906				4,906				
Z603L039	Support Fund for Unemployed (SFU)	GoK		GoK	GoK	70,500,000	1,439,614			25,261,507	6,278,107	28,000,000	28,000,000	28,000,000	28,000,000
Z602M046	GoK Support to Commonwealth Games - Birmingham UK	GoK		GoK	GoK	22,373	8,099				8,099				
Z6028143	Te Runga	GoK & Other		GoK	GoK	4,330,256	86,112			1,406,134	86,112				
Z601G068	Social Stability Fund	GoK & Other		GoK	GoK	10,499,910	844,338			1,500,000	1,500,000	1,500,000	1,500,000	1,500,000	1,500,000
Z602G015	Sport Incentive for Commonwealth Games	GoK		GoK	GoK		(4,500)				(4,500)				
Z602N044	GoK Supports to International Game	GoK		GoK	GoK	300,000				300,000		300,000	300,000	300,000	300,000
	GoK TOTAL					93,169,300	5,077,025	32,806,134	32,806,134	26,467,641	6,715,150	29,800,000	29,800,000	29,800,000	29,800,000

Code	Project Title	Donor	Implementing Agency	Donor Grouping	Financial System Used	Total Project Cost	Accumulated Bal up to 2022	2023 Budget	2023 RevBudget	2023 Warrant	2023 Est Balance	2024 Budget	2025 Est.	2026 Est.	2027 Est
2603K062	Developmental Skills Training (Entrepreneurship Training) - ECCE & Positive Parenting in Kiribati (UNICEF NZ and UNICEF Pacific)	MFAT	UNICEF	UN System	GoK	6,862	3,714				3,714				
2603K009		MFAT	UNICEF	UN System	GoK	28,102	1,030				1,030				
	MFAT TOTAL					34,964	4,744				4,744				
2601E064	Support to MWYSSA & ESEBV ROT	ROT		Others	GoK	124,390	15,758				15,758				
2604G017	Acquisition of Sport Gears for Island Youth Association	ROK		Others	GoK	44,670	22,799			22,799					
2602M045	Commonwealth Games - Birmingham UK	ONDC		Others	GoK	68,862	50				50				
	OTHERS TOTAL					237,922	38,607			22,799	15,808				
2602J098	Te Runga	PRC		PRC	GoK	250,000									
2606K052	Social Stability Fund	PRC		PRC	GoK	2,000,000	1,246,409	500,000			1,746,409	500,000			
2604L060	Youth & Children's got talent show	PRC		PRC	GoK	1,000	1,000			1,000					
	PRC TOTAL					2,251,000	1,247,409	500,000		1,000	1,746,409	500,000			
2602C024	Women Economic Empowerment/Assist. to Women	Other		Other	GoK	100,000	(12,240)				(12,240)				
2602H001	Sport Equipment	Other		Other	GoK	180,000	620				620				
2607N045	2022 National Paralympic Committee Grant Program	Other		Other	GoK	9,135	9,135			9,135					
	Other TOTAL					289,135	(2,484)			9,135	(11,619)				
2602J043	Beijing +25 project	UNDP		UN System	GoK	7,336	(472)				(472)				
2604I063	Integrated Sexual Reproductive health and services	UNFPA		UN System	GoK	465,518	39,435		29,353	64,093	4,586				
2603E032	Community Based Rehabilitation	WHO		UN System	GoK	33,000	5,512				5,512				
2603K014	U-Report	UNICEF (RR)		UN System	GoK	3,000									
	UN SYSTEM TOTAL					508,854	44,465	29,253		64,093	9,625				
	MWYSSA SUBTOTAL					103,944,896	10,202,200	33,306,134	33,861,844	30,158,458	11,205,217	31,120,000	29,800,000	29,800,000	29,800,000
27 - MINISTRY OF INFRASTRUCTURE AND SUSTAINABLE ENERGY															
2708H070	Te Toamatoa Centre	DFAT		DFAT	GoK	472,484	65,450			5,542	59,907				
2709A110	South Tarawa Sanitation Improvement Sector Project	DFAT		DFAT	GoK	272,850	18,074				18,074				
2705G059	Te Meera Male Facilities	DFAT		DFAT	GoK	603,807	209,984				209,984				
2705E027	Reconstruction of Tungefu Rehabilitation Centre	DFAT		DFAT	GoK	269,990	106,161			104,091	2,070		80,965	60,724	101,206
2705K045	Mental Health Rehabilitation Facility	DFAT		DFAT	GoK	20,298	20,298				20,298				
2705K043	MHMS PCR Facility Quality Review	DFAT		DFAT	GoK	249,993	249,993			279,955	249,993				
2705L044	KSCCSN Facility Upgrade	DFAT		DFAT	GoK	279,955	279,955								
2705L043	AMAK Rehabilitation	DFAT		DFAT	GoK	423,864	423,814			77,830	345,984				
2705L033	Polymerase Chain Reaction Laboratory Construction	DFAT		DFAT	GoK	39,178	15,176		19,718	34,895					
2705M039	Wash Sector Coordination	UNICEF (RR)		DFAT	GoK	2,632,413	1,388,903		19,718	502,313	906,309		80,965	60,724	101,206
	DFAT TOTAL					30,000,000	7,313,105		19,842,069		14,546	30,000,000	10,000,000	10,000,000	10,000,000
2704H108	Outer Island Infrastructure Program	GoK		GoK	GoK	700,000	425,024								
2706I086	Outer Island Water Tanks (500L) and Passages	GoK		GoK	GoK	4,483,552	487,240								
2709I049	Phase I of the Outer Islands Access and Passages	GoK		GoK	GoK	350,000	57,400								
2709I096	Infrastructure Maintenance Fund	GoK		GoK	GoK	45,647	37,358								
2702J064	Renewable Energy System JV	GoK		GoK	GoK	200,000	10,601								
2705F135	Public Toilets	GoK		GoK	GoK	139,275	(7,019)								
2705A051	Demolition of Otintaal Hotel East Wing	GoK		GoK	GoK	90,500	(202,116)								
2709F064	Kings Wharf on Butaritari Island	GoK		GoK	GoK	210,000	20,000								
2709F066	Abemama Bridge	GoK		GoK	GoK	114,500	8,174								
2706C045	Support to Kiriwatan I	GoK		GoK	GoK										
2706C046	Support to South Tarawa Road Upgrading	GoK		GoK	GoK										
2706C043	Kiritimati Water Supply Project Preparation	GoK		GoK	GoK										

Code	Project Title	Donor	Implementing Agency	Donor Grouping	Financial Status Used	Total Project Cost	Accumulated Bal up to 2022	2023 Budget	2023 Rev/Budget	2023 Warrant	2023 Est Balance	2024 Budget	2025 Est.	2026 Est.	2027 Est
2701E047	Maintenance of PUB Generator	GoK		GoK	GoK	1,265,573	(54)				(54)				
2701F053	Support to KIREP	GoK		GoK	GoK	7,500	(11,846)				(11,846)				
2701F130	Access and Roads Maintenance	GoK		GoK	GoK	195,000	100,000				100,000				
2701G115	South Tarawa & Betio	GoK		GoK	GoK	1,680,000	100,000				100,000				
2706L010	Improving access to Water for Communities	GoK		GoK	GoK	193,018	111,084			76,689	34,395				
2706L034	South Tarawa Water Supply Expansion of Tungaru Central	GoK		GoK	GoK	1,482,449	1,337,528			865,843	471,685				
2701F136	Hospital - Phase 2: New TB	GoK & DFAT		GoK	GoK	603,252	74,325			74,325					
2701A034	Maneaba/Ward	GoK & Other		GoK	GoK	2,276,186	129,636				129,636				
2706C044	Heavy Plant and Machines	GoK & WB		GoK	GoK	216,171	74,292				74,292				
	SUPPORT TO KIRIBATI PEOPLE	GoK TOTAL			GoK	46,546,387	9,573,277			20,858,926	737,052		10,000,000	10,000,000	10,000,000
2706M077	Kiribati World Toilet Day - Rotomouid	Roto		Others	GoK	700	700								
2702I012	PV Solar mini off-grid for rural church communities	CND		Others	GoK	329,922	(2,046)				(2,046)				
2704L037	GoN Support to Renewable Energy	KOIL		Others	GoK	674,586	674,586			66,612	607,974				
2702M027	Solarization of Junior Secondary Schools	ISA		Others	GoK	41,383	(3,092)				(3,092)				
	OTHERS TOTAL					1,046,592	670,148			66,612	603,536				
2702I005	Sustainable Water Supply for Vulnerable Rural Communities	IR		IR	GoK	1,103,915	184,431			292,162	(107,731)				
2702I038	PV solar mini off-grid for 2 vulnerable rural communities	IR		IR	GoK	1,119,076	80,969				80,969				
2702L023	PV Solar Off-Grid Systems for 4 boarding schools and village community	IR		IR	GoK	323,366	122,217		800	109,890	13,127				
	IR TOTAL					2,546,357	387,616		800	402,052	(13,636)				
2706M076	Kiribati - World Toilet Day - MFAT	MFAT		MFAT	GoK	600	600								
2706I056	Sanitation Roadmap	MFAT		MFAT	GoK	699,970	235,570			235,570					
2703I011	PUB Electricity Distribution	MFAT		MFAT	GoK	259,955									
2706I040	Water security support for South Tarawa Phase 1 and Phase 2	MFAT		MFAT	GoK	1,989,950									
2701K020	Improving Access to Quality Water for Central Hospital	MFAT		MFAT	GoK	122,955									
2706K047	WASH from the Start	MFAT	UNICEF	UN System	GoK	135,681	26,510			63,396			60,724	101,206	
2701K065	PUB Assistance for critical spare parts	MFAT		MFAT	GoK	698,388									
2709K076	Incentivizing Economic Reform: Kiribati Utilities Reform Program	MFAT		MFAT	GoK	301,552	301,552				301,552				
2702L066	Kiribati Utilities Reform Program	MFAT		MFAT	GoK	6,829,710	2,055,003			4,390,410			1,500,000		
2706M022	GFA Kiribati world water day	MFAT		MFAT	GoK	500	180								
	MFAT TOTAL					11,039,261	2,615,415		2,372,293	4,689,376	302,332		1,580,965	1,560,724	101,206
2709L026	Buota submerged causeway	PRC		PRC	GoK	569,600	136,704				136,704				
2706L072	Global Handwashing & World Toilet Day	PRC		PRC	GoK	1,000	1,000				1,000				
2701M019	Solar H2O Donation	PRC		PRC	GoK	3,000	(19)				(19)				
2706N012	Reverse Osmosis Sea Water Desalination Plant-Emergency Drought Relief	PRC		PRC	GoK	1,340,000	1,340,000			1,339,887					
	PRC TOTAL					1,913,600	1,477,685		1,339,887	1,339,887	137,798				
2709H003	Heavy Plant and Equipment for Outer Island Road & Airstrip Upgrading	Other		Other	GoK	2,885,905	(100)				(100)				
2709D074	Outer Island Road & Airstrip Upgrading	Other		Other	GoK	2,000,000	374,597				374,597				
2709F020	Heavy Plant and Equipment	Other		Other	GoK	1,270,000	(8,385)				(8,385)				
2709H087	Buota Bridge	Other		Other	GoK	17,710	2,937				2,937				
2701D048	KOIL's New Additional Fuel Storage	Other		Other	GoK	8,504,601									
	OTHER TOTAL					14,678,216	365,049				369,049				
2706H004	Strengthening Water Security of Vulnerable Island States	SPC		SPC	GoK	229,815	9,259				9,259				
2702D044	Kiribati Pacific Appliance Labelling & Standards Program	SPC		SPC	GoK	80,991	4,500				4,500				
2706L016	Enhancing Sustainable Water Security Measures to adapt to climate change in vulnerable remote islet communities in Kiribati (SUPA - GCCA)	SPC		SPC	GoK	227,407	2,792			111,730	114,521				
2709L019	Managing of water scarcity through strengthened water resource management	SPC		SPC	GoK	506,359	325,095			389,019					
	SPC TOTAL					1,044,571	345,645		171,654	503,540	13,758				

Code	Project Title	Donor	Implementing Agency	Donor Grouping	Financial System Used	Total Project Cost	Accumulated Bal up to 2022	2023 Budget	RevBudget	2023 Warrant	2023 Est Balance	2024 Budget	2025 Est.	2026 Est.	2027 Est.	
2706D063	USAID-SPREP Support to Climate Change Adaptation Initiative	SPREP		SPREP	GoK	162,870	(27,274)				(27,274)					
	SPREP TOTAL					162,870	(27,274)				(27,274)					
2706C067	Kirwatsan 1 Project	EU	UNICEF	UN System	GoK	1,566,486	123,648				123,648					
	EU TOTAL					1,566,486	123,648				123,648					
2702H115	Solar Light Kits, Households in Urban Districts - Phase II	ROI		ROI	GoK	1,422,960	37,583				37,583					
2702B017	Purchase of cherry picker truck	ROI		ROI	GoK	25,720	20				20					
	ROI TOTAL					1,448,680	37,603				37,603					
	MISE SUBTOTAL					84,624,939	17,971,717	2,576,318	2,564,465	28,362,707	3,190,176	31,580,965	11,641,689	10,161,930	10,101,206	
	28 - MINISTRY OF EMPLOYMENT AND HUMAN RESOURCES															
2802G078	Supplementation for Seasonal Workers in Australia	DFAT		DFAT	GoK	14,400										
	DFAT TOTAL					14,400										
2802C053	Banaba Compensation	GoK		GoK	GoK	1,484,313	15,000				15,000					
2802F127	Sustaining Kiribati Overseas Employment Workshops	GoK		GoK	GoK	11,357	(3,001)				(3,001)					
2802E020	Recognised Seasonal Employment Scheme (RSE)	RF		GoK	GoK	326,073	87,192				87,192					
	GoK TOTAL					1,821,943	99,191				99,191					
2802F191	Labour mobility enhancement	MFAT		MFAT	GoK	109,623	9,424				9,424					
28054497	MTC Institutional Strengthening	MFAT		MFAT	GoK	1,898,279	431,342				431,342					
2802H004	VISA Fees for Seasonal Worker in MFAT	MFAT		MFAT	GoK	14,238	1,345				1,345					
2802H011	RSE Liaison Office in New Zealand	MEAT		MFAT	GoK	1,890	104				104					
	MFAT TOTAL					2,024,030	442,216				41,941					
2802M079	Salaries for temporary staff within the Overseas Employment Unit	PLF		Others	GoK	97,916	1,044				1,029					
2802N068	Country liaison officer	PLF		Others	GoK	25,000					25,000					
	OTHERS TOTAL					122,916	1,044				1,029					
2802G111	Maximizing Kiribati employment in Northern Australia	UNESCAP		UN System	GoK	40,130	(3,419)				(3,419)					
	UN SYSTEM TOTAL					40,130	(3,419)				(3,419)					
	MEHR SUBTOTAL					4,023,418	539,032	257,597	657,887	138,742	138,742					
	29 - MINISTRY OF URE AND PHOENIX ISLANDS DEVELOPMENT															
2908E077	Primary School Rehabilitation	DFAT		DFAT	GoK	685,846	160,119				160,119					
2901N027	Nel Bantawa Women centre	DFAT		DFAT	GoK	168,955	168,955				168,955					
	DFAT TOTAL					854,801	329,074				160,119					
2908I081	Focus Group for Land Use in Kiribati	EU		EU	GoK	24,680	2,990				2,990					
2912K081	11th EDF NIP - Building Resilience through Improved Sanitation (BRIS) - Implemented by UNICEF (EUR6,250,000) - WASH from the Start	EU	UNICEF	UN System	GoK	255,778	70,726	982,789		70,726		773,946	307,121			
	EU TOTAL					280,458	73,716	982,789		70,726	2,990	773,946	307,121			
2905C038	Kiritimati Power Supply (fuel)	GoK		GoK	GoK	10,908,763	601,306	1,000,000	1,000,000	1,000,000	601,306	1,000,000	1,000,000	1,000,000	1,000,000	1,000,000
2908I004	Toilet Block at Tarawa Airport	GoK		GoK	GoK	69,975	16,509				16,509					
2908I003	Tarawa Primary School	GoK		GoK	GoK	1,500,000	(5,117)				(5,117)					
2901G133	Seaweed project	GoK		GoK	GoK	400,000	300,000				300,000					
2901K057	Senior Secondary School in Kiribati	GoK		GoK	GoK	2,000,000	320,016				319,082					
2904K058	Egrade Housing development	GoK		GoK	GoK	1,000,000	489				489					
2901I041	Kiritimati Mini-stadium maintenance	GoK		GoK	GoK	16,100	722				722					
LCDF_NEW 4	Housing Development Phase II Linnux	GoK		GoK	GoK							1,780,000	1,780,000	1,780,000	1,780,000	1,000,000
	GoK TOTAL					15,894,838	1,233,925	1,000,000	1,000,000	1,319,082	914,843	4,980,000	4,980,000	1,000,000	1,000,000	1,000,000
2908G028	Provision of Septic Truck to Kiritimati Island	Japan		Japan	GoK	109,262	(11,504)				(11,504)					
2908G039	Upgrading of Saint Francis High School	Japan		Japan	GoK	89,710										
	JAPAN TOTAL					198,972	(11,504)				(11,504)					

Code	Project Title	Donor	Implementing Agency	Donor Grouping	Financial System Used	Total Project Cost	Accumulated bal up to 2022	2023 Budget	2023 Rev/Budget	2023 Warrant	2023 Est Balance	2024 Budget	2025 Est.	2026 Est.	2027 Est
2908H007	Solid Waste Management	MIFAT		MIFAT	Gok	615,053	47,152			47,152	(17,270)				
2908E109	Kiritimati Island Energy Project	MIFAT		MIFAT	Gok	145,890	(17,270)				(17,270)				
	MIFAT TOTAL					760,943	29,882			47,152	(17,270)				
2909G093	Solar Salt Warehouse	Other		Other	Gok	130,000	188								
2904G134	Housing Improvement on Kiritimati Island	Other		Other	Gok	250,000	82,808				82,808				
2908J067	Main camp clinic	Other		Other	Gok	27,816	4,782				4,782				
2901D097	LC Limix insurance costs	Other		Other	Gok	3,403,981	243,272				243,272				
2908B094	Upgrading of Infrastructure for MLPID	Other		Other	Gok	183,030	(197,774)				(197,774)				
2901K017	Shipping cost for public transport and infrastructure equipment	Other		Other	Gok	44,910	4,394				4,394				
2901L021	Rehabilitation of Teraina Tevarua Passage	Other		Other	Gok	55,000	20,881				20,881				
	Other TOTAL					4,094,737	158,550				158,550				
2901L056	Improving water system on Christmas Island	UNESCO		UN System	Gok	16,135	25				25				
	UN SYSTEM TOTAL					16,135	25				25				
	MLPID SUBTOTAL					22,100,885	1,813,669	1,982,789	1,000,000	1,605,915	1,207,754	4,853,946	4,387,121	1,000,000	1,000,000
37 - MINISTRY OF JUSTICE															
3704A678	Child Protection	DFAT	UNICEF	UN System	Gok	140,710	2,585				2,585				
3706I098	OPL Legal Staff training	DFAT	UNICEF	UN System	Gok	4,274	1,036				1,036				
	DFAT TOTAL					144,984	3,621				3,621				
3705I035	OHEHR ROP Mission to Kiribati	UNDP		UN System	Gok	1,095									
	UN SYSTEM TOTAL					1,095									
	MOJ SUBTOTAL					146,079	3,621				3,621				
	Grand Total					968,273,817	127,944,188	126,357,377	142,066,565	198,692,634	70,473,768	152,911,304	129,919,731	124,999,651	124,825,927

Donor System

TABLE 7B: DEVELOPMENT BUDGET BY MINISTRY 2022-2027 DONOR SYSTEM

Code	Project Title	Donor	Implementing Agency	Donor Grouping	Financial System Used	Total Project Cost	2023 Budget	2023 RevBudget	2024 Budget	2025 Est.	2026 Est.	2027 Est
09 - OFFICE OF TE BERETITENTI												
DNR00003	Emergency Humanitarian Support - Banaba Crisis	DFAT	DFAT	DFAT	DFAT	204,739						
DNR00004	Disaster Response Levy	DFAT	DFAT	DFAT	DFAT	404,000	2,000,000	2,000,000				
	DFAT TOTAL					608,739	2,000,000	2,000,000				
DNR00011	GEF LDC+ II - "Enhancing "whole of islands" approach to strengthen community resilience to climate and disaster risks in Kiribati"	GEF	UNDP	UN System	UNDP	12,565,297						
	GEF TOTAL					12,565,297						
DNR00002	Land Reclamation Project Management Design	MFAT	MFAT	MFAT	MFAT	108,288						
DNR00006	Banaba water crisis	MFAT	MFAT	MFAT	MFAT	74,375						
DNR00007	Climate Mobility	MFAT	Multiple (GNS, IOM, ...)	MFAT	MFAT	44,124		590,000	235,000			
DNR00008	Mainstreaming Climate Change in Governance Information for decision-making on climate change	MFAT	UNDP	UN System	UNDP	42,000		4,000				
DNR00009		MFAT	Multiple (SPC, NIWA...)	MFAT	MFAT	695,959	158,000	160,000	70,000			
DNR00010	Ecosystems Resilience (via Live and Learn)	MFAT	MFAT	MFAT	MFAT	1,817,351						
	MFAT TOTAL					2,782,097	158,000	754,000	305,000			
DNR00001	Climate Security in the Pacific	PBF	Others	Others	UNDP	3,883,495						
	PBF TOTAL					3,883,495						
DNR00013	EU Intra-ACP PACRES Project	SPREP	SPREP	SPREP	SPREP	1,000,000						
	SPREP TOTAL					1,000,000						
DNR00014	UNEP Technology Needs Assessment Project	UNEP	UN System	UN System	UNEP	17,000						
	UNEP TOTAL					17,000						
DNR00005	Kiribati Outer Island Resilience and Adaptation - IDA19_USD\$20m	WB	WB	WB	WB	14,330,753	1,233,959	1,233,959	4,113,195	7,568,279	9,213,557	
	WB TOTAL					14,330,753	1,233,959	1,233,959	4,113,195	7,568,279	9,213,557	
DNR00012	UN Peace-Building Fund "Climate Security Project"	UNSG	UN System	UN System	UNSG	500,000						
	UNSG TOTAL					500,000						
	OB SUBTOTAL					35,687,381	3,391,959	3,987,959	4,418,195	7,568,279	9,213,557	
10 - PUBLIC SERVICE OFFICE												
DNR00015	Australian Award Scholarships (AMS)	DFAT	DFAT	DFAT	DFAT	11,292,936	2,700,000	2,700,000	2,850,393	806,000		
DNR00016	Australia Award Pacific Scholarships (AAPs)	DFAT	DFAT	DFAT	DFAT	5,997,445	1,600,000	1,600,000	1,179,805	1,800,000		
	DFAT TOTAL					17,290,381	4,300,000	4,300,000	4,030,198	2,606,000		
DNR00164	Housing Development - Bairiki Phase 1 and 2	MFAT	MFAT	MFAT	MFAT	700,000		740,460				
DNR00017	Kiribati Scholarships (NZ, regional, and short term training awards)	MFAT	MFAT	MFAT	MFAT	11,807,785	2,476,500	2,215,000	2,541,500			
	MFAT TOTAL					12,507,785	2,476,500	2,955,460	2,541,500			
	PSO SUBTOTAL					29,798,166	6,776,500	7,255,460	6,571,698	2,606,000		
12 - KIRIBATI POLICE SERVICE												
DNR00018	Pacific Islands Prevention Programme (NZ Police) - multi-country	MFAT	MFAT	MFAT	MFAT	634,798		420,000	153,000	153,000		
DNR00019	Improving Transparency and Accountability - multi-country	MFAT	MFAT	MFAT	MFAT	199,950			96,000	96,000		96,000
	MFAT TOTAL					834,748		420,000	249,000	249,000		96,000
	KPS SUBTOTAL					834,748		420,000	249,000	249,000		96,000
14 - MINISTRY OF FOREIGN AFFAIRS AND IMMIGRATION												
DNR00020	Hakili Matagi (Immigration New Zealand) - multi-country	MFAT	MFAT	MFAT	MFAT	928,252	317,118	300,000	131,000	131,000	131,000	131,000
	MFAT TOTAL					928,252	317,118	300,000	131,000	131,000	131,000	131,000
	MFAT SUBTOTAL					928,252	317,118	300,000	131,000	131,000	131,000	131,000

Code	Project Title	Donor	Implementing Agency	Donor Grouping	Financial System Used	Total Project Cost	2023 Budget	2023 RevBudget	2024 Budget	2025 Est.	2026 Est.	2027 Est
15 - MINISTRY OF CULTURE AND INTERNAL AFFAIRS												
DNR00021	Local Government Technical Assistance Facility 17-22	MFAT	MFAT	MFAT	MFAT	108,023						
	MFAT SUBTOTAL					108,023						
16 - MINISTRY OF ENVIRONMENT, LANDS AND AGRICULTURAL DEVELOPMENT												
DNR00022	Atoll Food Future - Live and Learn	DFAT	DFAT	DFAT	DFAT	2,400,000	500,000	500,000		500,000		
	DFAT TOTAL					2,400,000	500,000	500,000		500,000		
DNR00025	Hydrochlorofluorocarbon Phase Out Management	UNEP		UN System	UNEP	10,026						
DNR00030	Kiribati Outer Island Food and Water Project (KOIFWP)	IFAD		UN System	IFAD	3,500,860						
DNR00031	Enhancing Food Security in the Context of Global Climate Change	UNDP		UN System	UNDP	2,350,000						
DNR00032	Enhancing Food Security Nutrition and Resilience to COVID-19 in Kiribati	UN-C19-MPTF	FAO	UN System	FAO	200,000						
	UN System TOTAL					6,060,886						
DNR00024	PIPA Trust Management	PIPA		Others	PIPA	4,936,784						
	Others TOTAL					4,936,784						
DNR00034	Climate Smart Agriculture	QFFD		QFFD	QFFD	2,400,000						
DNR00035	Pacific Green Entrepreneurs Network	QFFD		QFFD	QFFD	2,400,000						
	QFFD TOTAL					4,800,000						
DNR00029	Agriculture Project PRC	PRC		PRC	PRC	5,000,000	1,667,000	1,667,000				
DNR00163	Tobwaan Te Ririkake Park	PRC		PRC	PRC	2,062,000			3,273,299			
	PRC TOTAL					7,062,000	1,667,000	1,667,000	3,273,299			
DNR00023	Solid Waste Management Phase 2 (Suppliers)	MFAT		MFAT	MFAT	3,145,485	1,260,000	1,212,000	120,000			
DNR00026	Solid Waste Management Phase 3 (Suppliers)	MFAT		MFAT	MFAT	894,000	275,000	2,750,000	300,000	300,000	300,000	
DNR00027	Small Island Food and Water Security Project (MFAT contribution)	MFAT	IFAD/FAO	UN System	IFAD/FAO	1,294,000	225,000	690,000	632,500			
DNR00028	Building resilience to biosecurity threat- multi-country	MFAT		MFAT	MFAT	47,347						
DNR00033	KAS Action Framework	MFAT	GGGI	MFAT	MFAT	178,000						
	MFAT TOTAL					5,558,832	1,760,000	4,652,000	1,052,500	300,000	300,000	
	MELAD SUBTOTAL					30,818,502	3,927,000	6,819,000	4,325,799	800,000	300,000	
18 - MINISTRY OF TOURISM, COMMERCE, INDUSTRY AND COOPERATIVES												
DNR00036	Business Link Pacific/SME Facility	MFAT	BLP	MFAT	MFAT	280,000		37,000	65,500	63,300	29,000	35,000
	MFAT TOTAL					280,000	37,000	65,500	65,500	63,300	29,000	35,000
DNR00166	Kiritimai Copra Mill (PRC)	PRC		PRC	PRC	701,728						
	PRC TOTAL					701,728						
DNR00037	Open Integrated Market Technical Assistance	DFAT		DFAT	DFAT	350,000	100,000	100,000				
DNR00038	Open Integrated Market Suppliers	DFAT		DFAT	DFAT	43,310	43,310	43,310				
DNR00039	Enhancing Stakeholder Engagement in E-Commerce in Kiribati	DFAT		DFAT	DFAT	983,000	1,000,000	1,000,000				
	DFAT TOTAL					1,376,310	1,143,310	1,143,310	65,500	63,300	29,000	35,000
	MTCIC SUBTOTAL					2,358,038	1,143,310	1,180,310	65,500	63,300	29,000	35,000

Code	Project Title	Donor	Implementing Agency	Donor Grouping	Financial System Used	Total Project Cost	2023 Budget	2023 RevBudget	2024 Budget	2025 Est.	2026 Est.	2027 Est
Z1 - MINISTRY OF FISHERIES AND MARINE RESOURCES DEVELOPMENT												
DNR00045	Marine Protected Area Financing Facility	ADB		ADB	ADB	7,000,000						
ADB TOTAL						7,000,000						
DNR00042	Procurement of Fisheries Equipment	Japan		Japan	Japan	2,600,000						
DNR00044	Procurement of Fish Collection Vessel	Japan	JICS	Japan	Japan	5,500,000	5,500,000	5,500,000				
JAPAN TOTAL						8,100,000	5,500,000	5,500,000				
DNR00046	Tobwaan Waara (Kiribati Sustainable Fisheries Development TA) Phase 2	MFAT		MFAT	MFAT	4,320,631	863,298	800,000	120,000			
MFAT TOTAL						4,320,631	863,298	800,000	120,000			
DNR00040	Regional Fisheries Assistance	DFAT	SPC	SPC	SPC	1,400,000	1,400,000	1,400,000				
DFAT TOTAL						1,400,000	1,400,000	1,400,000				
DNR00041	Pacific Island Regional Oceanic Program - PROP (Programmatic Preparation Advance) IDA 18_USDS19.5	WB		WB	WB	26,400,000	3,866,403	3,866,403	6,564,659	7,897,335	8,061,862	
WB TOTAL						26,400,000	3,866,403	3,866,403	6,564,659	7,897,335	8,061,862	
MEMRD SUBTOTAL						50,720,631	11,566,701	11,566,403	6,584,659	7,897,335	8,061,862	
Z2 - MINISTRY OF HEALTH AND MEDICAL SERVICES												
DNR00047	Support to RMNCAH Program	DFAT	UNFPA	UN System	UNFPA	300,000						
DNR00054	Transformation Age	DFAT	UNFPA	UN System	UNFPA	250,000						
DNR00065	Construction Quality Review	DFAT		DFAT	DFAT	44,775						
DNR00066	Health Sector Technical Support	DFAT		DFAT	DFAT	70,451	250,000	250,000	293,504	250,000		
DNR00067	Regional Health Investment	DFAT		DFAT	DFAT	900,000	900,000	900,000				
DNR00068	Transformative Agenda	DFAT	UNFPA	UN System	UNFPA	4,500,000	1,500,000	1,500,000				
DNR00069	Covid Response Recovery - Logistics support for Australian response to Kiribati's request for urgent pharmaceutical products	DFAT		DFAT	DFAT	461,874						
DNR00070	Covid Response Recovery -VAHFI	DFAT	UNICEF	UN System	UNICEF	500,000						
DNR00071	Betto Hospital expansion	DFAT		DFAT	DFAT	700,000	350,000	350,000				
DNR00072	Covid Response Recovery -Delft X-ray machine	DFAT		DFAT	DFAT	1,25,000						
DFAT TOTAL						7,852,100	3,000,000	3,000,000	293,504	250,000		
DNR00077	Kiribati Health Infrastructure Project (Planning stage) USD 25m - 7 years	ADB		ADB	KFSU	37,031,250	5,290,179	5,290,179	5,290,179	5,290,179	5,290,179	
ADB TOTAL						37,031,250	5,290,179	5,290,179	5,290,179	5,290,179	5,290,179	
DNR00049	Volunteer Program	Japan		Japan	Japan	1,700,000						
DNR00050	Project for Prevention and Control of Non-Communicable Diseases	Japan		Japan	Japan	110,000						
DNR00061	General soft-type follow-up cooperation (Procurement of Official Vehicle for NCD prevention activity)	Japan		Japan	Japan	77,205						
DNR00062	Procurement of Health equipment and dredger	Japan		Japan	Japan	8,000,000						
DNR00063	Procurement of Health Equipment	Japan		Japan	Japan	3,000,000						
DNR00078	Project for Elimination of Lymphatic Filariasis	Japan		Japan	Japan	49,200						
DNR00186	The Project for Pacific Co-learning towards Resilient Health System	Japan		Japan	Japan		187,697	187,697	586,093	422,997	341,449	318,446
JAPAN TOTAL						11,406,405	187,697	187,697	586,093	422,997	341,449	318,446
DNR00051	Medical Treatment Scheme (MTS)	MFAT		MFAT	MFAT	1,885,909	576,000	280,000	363,000	336,000	335,000	350,000
DNR00055	First 1000 days - multi country activity (UNICEF)	MFAT	UNICEF	UN System	UNICEF	634,887	312,300	312,300	375,600	268,295	321,000	224,000
DNR00057	Kiribati Hospital Infrastructure (Betio hospital and contribution to TCH maintenance)	MFAT		MFAT	MFAT	15,597,631	2,600,000	4,625,000	13,300,000	3,000,000		
DNR00058	Healthy Families Phase 3 (KFHA)	MFAT	KFHA	MFAT	MFAT	3,340,209	682,000	697,000	1,498,000			
DNR00059	Kiribati Health Champions (CARITAS Aotearoa NZ) Phase 1	MFAT	CARITAS	MFAT	MFAT	189,531						
DNR00073	UNICEF Primary Health Care Service Quality during first 1,000 days	MFAT	UNICEF	UN System	UNICEF	4,499,597	1,352,000	1,352,000	1,090,000	1,050,720		
DNR00074	COVID-19: Strengthening Pacific Laboratories	MFAT	PPTC	MFAT	MFAT	31,000	120,000	120,000	135,500	142,000	120,000	112,000

Code	Project Title	Donor	Implementing Agency	Donor Grouping	Financial System Used	Total Project Cost	2023 Budget	2023 RevBudget	2024 Budget	2025 Est.	2026 Est.	2027 Est
DNR00075	Pacific Sexual Reproductive Health & Rights	MFAT		MFAT	MFAT	1,155,583	630,000	369,000	426,000	700,000	400,000	400,000
DNR00076	Negotiated Partnership with Caritas Aotearoa New Zealand	MFAT	CARITAS	MFAT	MFAT	1,086,522	135,000	138,000	165,000	165,000	28,000	
		MFAT TOTAL				28,420,870	5,975,000	7,893,300	17,353,100	5,662,015	1,204,000	1,086,000
DNR00052	Climate change and health programme	KOICA	WHO	UN System	WHO	2,000,000	600,000	600,000				
DNR00053	Support to Health	WHO		UN System	WHO	2,492,737	400,000		400,000	400,000		
DNR00060	Gok/UNFPA Sub Regional Programme - Ministry of Health & Medical Services	UNFPA		UN System	UNFPA	300,000						
		UN System TOTAL				4,792,737	1,000,000	600,000	400,000	400,000		
DNR00171	Charter flight for delivery PPE	PRC		PRC	PRC	450,000						
		PRC TOTAL				450,000						
DNR00048	Kiribati COVID-19 Emergency Response Project IDA 18 US\$2.5m	WB		WB	WB	4,058,890						
DNR00064	Health Sector System Strengthening - IDA 19 USD\$1.4m	WB		WB	WB	18,600,000	2,961,500	2,961,500	5,429,418	6,597,565	4,902,929	
		WB TOTAL				22,658,890	2,961,500	2,961,500	5,429,418	6,597,565	4,902,929	
		IMHMS SUBTOTAL				112,612,252	18,226,679	19,992,676	29,352,294	18,622,756	11,738,557	1,404,446
23 - MINISTRY OF EDUCATION												
DNR00079	Strategic Planning and Development Advise	DFAT		DFAT	DFAT	1,155,656	340,000	340,000				
DNR00080	Kiribati Education Improvement Program (KI)	DFAT		DFAT	DFAT	43,830,095			2,000,000			
DNR00081	Australia-Kiribati Literacy and Inclusive Educ	DFAT		DFAT	DFAT	11,000,000	6,000,000	6,000,000				
DNR00082	Kiribati Education Improvement Program (KI)	DFAT		DFAT	DFAT	2,750,089			4,500,000			
		DFAT TOTAL				58,735,840	6,340,000	6,340,000	6,500,000			
DNR00083	Training program in Japan	Japan	JICA	Japan	Japan	562,012	254,489	213,086	213,086	213,086	213,086	
DNR00084	SDGs Global Leader	Japan	JICA	Japan	Japan	706,327	106,037	319,629	319,629	319,629	319,629	
		JAPAN TOTAL				1,268,339	360,526	532,715	532,715	532,715	532,715	
DNR00086	Pacific Qualification Recognition (NZQA)	MFAT	NZQA	MFAT	MFAT	530,029	162,000	136,000	123,000	116,000	107,000	97,000
DNR00087	THRIVE Early Childhood Development Research	MFAT		MFAT	MFAT	1,439,069	479,690	469,000	442,000	642,000		
DNR00088	WASH from the Start	MFAT		MFAT	MFAT	1,473,082						
		MFAT TOTAL				3,442,180	641,690	605,000	565,000	758,000	107,000	97,000
DNR00169	Student Transport (PRC)	PRC		PRC	PRC	1,412,106						
DNR00165	Kiribati students travel to China	PRC		PRC	PRC	125,000						
DNR00175	PRC Scholarship	PRC		PRC	PRC				2,000,000			
		PRC TOTAL				1,537,106			2,000,000			
DNR00085	Integrating FLE into Formal Curriculum	UNFPA		UN System	UNFPA	152,012						
		UN System TOTAL				152,012						
		MOE SUBTOTAL				65,135,477	7,342,215	7,477,715	9,597,715	1,290,715	639,715	97,000

Code	Project Title	Donor	Implementing Agency	Donor Grouping	Financial System Used	Total Project Cost	2023 Budget	2023 RevBudget	2024 Budget	2025 Est.	2026 Est.	2027 Est
24 - MINISTRY OF INFORMATION, COMMUNICATIONS AND TRANSPORT												
DNR00091	East Micronesia Cable	DFAT		DFAT	DFAT	2,700,000	900,000	900,000	900,000			
DNR00092	Submarine Cable	DFAT		DFAT	DFAT	18,000,000						
	DFAT TOTAL					20,700,000	900,000	900,000				
DNR00089	Improving Internet Connectivity for Micronesia (submarine cable for Xmas)	ADB		ADB	KFSU	75,000,000						
	ADB TOTAL					75,000,000						
DNR00093	Aviation Institutional Support (PASO support to CAAK)	MFAT	PASO	MFAT	MFAT	217,528						
DNR00094	Pacific Aviation Regulatory Support - multi-country	MFAT		MFAT	MFAT	317,383	75,000	79,000	92,000	92,000	77,000	15,000
DNR00095	Pacific Aviation Security - Security Equipment	MFAT		MFAT	MFAT	1,200,999	1,100,000	6,872	1,100,000	382,000	173,200	15,000
DNR00096	Pacific Maritime Safety Programme 2 - multi-country	MFAT		MFAT	MFAT	9,011						
DNR00097	Pacific Island Domestic Ship Safety (SPC) - multi-country	MFAT	SPC	SPC	SPC	37,456						
DNR00098	Kiribati Pacific Maritime Safety Programme 3	MFAT	MINZ	MFAT	MFAT	215,929	373,000	468,330	369,352	333,958		
DNR00099	Pacific Tourism Data Initiative	MFAT		MFAT	MFAT	196,544	79,427	76,911				
DNR00100	CERTNZ Support to Pacific - multi-country	MFAT		MFAT	MFAT	20,053						
	MFAT TOTAL					2,214,903	1,627,427	631,113	1,561,352	807,958	250,200	30,000
DNR00090	Kiribati Connectivity Program, USD\$20m	WB		WB	WB	200,000						
DNR00101	Kiribati Digital Government Project IDA 19_ USD\$12m	WB		WB	WB	13,950,000	2,188,220	2,188,220	3,372,820	5,001,645	6,136,887	
	WB TOTAL					14,150,000	2,188,220	2,188,220	3,372,820	5,001,645	6,136,887	30,000
	MICT SUBTOTAL					112,064,903	4,715,647	3,719,333	4,934,172	5,809,603	6,387,087	30,000
25 - MINISTRY OF FINANCE AND ECONOMIC DEVELOPMENT												
DNR00102	Placement for Director for NEPO	DFAT		DFAT	DFAT	1,505,272	316,000					
DNR00103	Director for Climate Finance Unit	DFAT		DFAT	DFAT	1,348,981	316,000					
DNR00111	DFAT Unprogrammed Funded	DFAT		DFAT	DFAT	7,000,000						
DNR00176	Kiribati Infrastructure and Capacity Building	DFAT		DFAT	DFAT					3,000,000		
DNR00177	Kiribati Program Management	DFAT		DFAT	DFAT	86,036						
DNR00178	Kiribati Disability Support Program	DFAT		DFAT	DFAT	550,000						
DNR00179	Emergency Humanitarian Response	DFAT		DFAT	DFAT	731,667						
DNR00180	United Nations Capital Development Fund (UNCDF) Pacific Programmes 2021-2025	DFAT		DFAT	DFAT		1,700,000					
DNR00181	Australia Pacific Partnerships Platform (AusP3)	DFAT		DFAT	DFAT					585,984		
DNR00182	Australia-Kiribati Rin Te Waaki (Infrastructure) (AusKInfra)	DFAT		DFAT	DFAT					2,500,000		
DNR00183	Australia-Kiribati Climate Security Initiative (AKCSI)	DFAT		DFAT	DFAT					1,100,000		
DNR00184	Australian Center for International Agriculture Research	DFAT		DFAT	DFAT					1,200,000		
DNR00185	DFAT Regional and Global Programs	DFAT		DFAT	DFAT					16,100,000		
	DFAT TOTAL					9,854,253	632,000	2,332,000	25,853,687	6,900,000	6,900,000	
DNR00104	Kiribati Complementary support SRBC - review of Tax and VAT Acts and administration (EUR500,000)	EU		EU	EU	770,021	200,000	200,000				
DNR00105	Technical Assistance for detailed engineering design for Kiritimat (Christmas) island multi-purpose port (EUR2,500,000)	EU		EU	EU	3,750,000	3,000,000	4,118,000	2,059,000	2,059,000		
DNR00106	Strengthening the Economic Dialogue and Public Financial Reforms - Budget support EURO 7.5 million	EU		EU	EU	3,875,000						
DNR00107	11th EDF Technical Cooperation Facility (MAPE) (EUR2,200,000)	EU		EU	EU	1,401,396	42,816	42,816				
	EU TOTAL					9,796,416	3,242,816	4,360,816	2,059,000	2,059,000		
DNR00108	GCF Readiness funds	GCF		GCF	GCF	767,564						
	GCF TOTAL					767,564						

Code	Project Title	Donor	Implementing Agency	Donor Grouping	Financial System Used	Total Project Cost	2023 Budget	2023 RevBudget	2024 Budget	2025 Est.	2026 Est.	2027 Est
DNR00167	PRC Livelihood and Development Projects	PRC	PRC	PRC	PRC	10,000,000	10,000,000	10,000,000	1,940,000			
DNR00173	X-ray Machines (USD 6.5m)	PRC	PRC	PRC	PRC	10,072,500	10,072,500	10,072,500	1,940,000			
	PRC TOTAL					20,072,500	20,072,500	20,072,500				
DNR00043	Procurement of Equipment and Machinery	Japan	Japan	Japan	Japan	3,700,000						
DNR00154	ESDP on Equipment for delivery of services	Japan	Japan	Japan	Japan	3,500,000						
	Japan TOTAL					7,200,000						
DNR00109	Incentivising Economic Reform - Technical Assistance	MFAT	MFAT	MFAT	MFAT	2,856,025	200,000	200,000	300,000	250,000	250,000	250,000
	MFAT TOTAL					2,856,025	200,000	200,000	300,000	250,000	250,000	250,000
DNR00112	Statistical Innovation & Capacity Building in Kiribati (PAC STAT) _ USS2m	WB	WB	WB	WB	2,600,000	691,017	691,017	888,450	822,639	213,886	
	WB TOTAL					2,600,000	691,017	691,017	888,450	822,639	213,886	
DNR00110	GoK/UNFPA Sub Regional Programme (MFED)	UNFPA	UN System	UN System	UNFPA	165,357						
	UN System TOTAL					165,357						
	MFED SUBTOTAL					53,312,116	27,656,333	27,656,333	31,041,137	10,031,639	463,886	250,000
26 - MINISTRY OF WOMEN, YOUTH, SPORTS AND SOCIAL AFFAIRS												
DNR00113	Pacific Women - Shaping Pacific Development	DFAT	UN WOMEN	UN System	UN WOMEN	9,332						
DNR00114	UN Women Ending VAWG Program	DFAT	UN WOMEN	UN System	UN WOMEN	200,000	100,000	100,000				
DNR00115	Direct Aid Support	DFAT	DFAT	DFAT	DFAT	400,000	100,000	100,000	200,000	100,000		
DNR00116	Social Protection System Evaluation and support	DFAT	DFAT	DFAT	DFAT	1,000,000	500,000	500,000	400,000			
DNR00117	Social Protection Unit	DFAT	DFAT	DFAT	DFAT	2,400,000	800,000	800,000				
DNR00118	Support to UN Program in Kiribati	DFAT	DFAT	DFAT	DFAT	2,500,000						
	DFAT TOTAL					6,509,332	1,500,000	1,500,000	600,000	100,000		
DNR00056	Just Play (OFC)	MFAT	OFC	MFAT	MFAT	194,670						
DNR00119	Negotiated Partnership with Child Fund New Zealand	MFAT	CHILD FUND	MFAT	MFAT	1,569,248	438,256	403,196	198,717			
DNR00120	Partnership with NGOs	MFAT	MFAT	MFAT	MFAT	109,269						
DNR00121	High Commission Fund (Community Grants)	MFAT	MFAT	MFAT	MFAT	264,374	70,500	70,000	70,000	70,000	70,000	70,000
	MFAT TOTAL					2,137,561	508,756	473,196	268,717	70,000	70,000	70,000
DNR00170	GoK/UNFPA Sub Regional Programme	UNFPA	UN System	UN System	UNFPA	206,390						
	UN System TOTAL					206,390						
	MWYSSA SUBTOTAL					8,853,283	2,008,756	1,973,196	868,717	170,000	70,000	70,000
27 - MINISTRY OF INFRASTRUCTURE AND SUSTAINABLE ENERGY												
DNR00124	South Tarawa Water Supply Project -ADB	ADB	ADB	ADB	KFSU	19,301,750	5,559,869	5,559,869	3,091,051	2,587,514	1,553,947	
DNR00125	Kiribati Outer Islands Transport Infrastructure Project (KOTIP)	ADB	ADB	ADB	KFSU	17,814,030	3,054,130	3,054,130	4,835,831	5,986,512	2,711,154	
DNR00168	South Tarawa Renewable Energy Project (Phase I) - Planned stage USD 22m - 4 yrs	ADB	ADB	ADB	KFSU	32,587,500	8,146,875	8,146,875	8,146,875	8,146,875	8,146,875	
DNR00126	South Tarawa Renewable Energy Project (Phase I)	ADB	ADB	ADB	KFSU	50,600,000						
	ADB TOTAL					120,303,280	16,760,874	16,760,874	16,073,756	16,720,901	12,411,976	
DNR00127	Director of Engineering Services	DFAT	DFAT	DFAT	DFAT	1,636,955	316,000	316,000				
DNR00143	Chief Finance Officer PUB	DFAT	DFAT	DFAT	DFAT	632,000	316,000	316,000				
DNR00144	Senior Civil Advisor	DFAT	DFAT	DFAT	DFAT	979,000	316,000	316,000				
	DFAT TOTAL					3,247,955	948,000	948,000				
DNR00138	KiriWatsan (Outer Islands) Phase 2	EU	SPC	SPC	SPC	435,212						
	EU TOTAL					435,212						
DNR00174	Feasibility study for improvement to South Tarawa Transport network	PRC	PRC	PRC	PRC	208,000						
DNR00145	Improvement to South Tarawa Transport Network (Support to South Tarawa Road Upgrading)	PRC	PRC	PRC	PRC	30,000,000	7,500,000		4,295,912	4,295,912	4,295,912	
	PRC TOTAL					30,208,000	7,500,000		4,295,912	4,295,912	4,295,912	

Code	Project Title	Donor	Implementing Agency	Donor Grouping	Financial System Used	Total Project Cost	2023 Budget	2023 RevBudget	2024 Budget	2025 Est.	2026 Est.	2027 Est
DNR00123	South Tarawa Water Supply Project - GCF	GCF	ADB	GCF	KFSU	42,508,393	11,127,012	11,127,012	6,013,150	4,758,943	2,029,252	
	Promoting Outer Island Development through the Integrated Energy Roadmap (PODIER)	GEF TOTAL	UNDP	UN System	UNDP	42,508,393	11,127,012	11,127,012	6,013,150	4,758,943	2,029,252	
DNR00122		GEF	UNDP	UN System	UNDP	43,000,000						
		GEF TOTAL				43,000,000						
DNR00134	The Project for Introduction of Hybrid Power Generation System in the Pacific Island Countries	Japan	JICA	Japan	Japan	394,396	516,796	545,772				
DNR00135	Kiribati Solar PV Grid Connected Project	Japan		Japan	Japan	4,000,000						
DNR00137	ESDP on Power Generation	Japan		Japan	Japan	1,846,538						
		JAPAN TOTAL				6,240,934	516,796	545,772				
DNR00129	Averting water-related emergencies	MFAT		MFAT	MFAT	129,195	152,000	26,000				
DNR00130	South Tarawa Renewable Energy Project (MFAT co-finance)	MFAT		MFAT	MFAT	2,692,200						
DNR00133	Delivery of critical utilities in South Tarawa and Kiribati	MFAT		MFAT	MFAT	2,925,662						
DNR00136	Infrastructure Management Capacity Support	MFAT		MFAT	MFAT	1,000,000						
DNR00139	Reduce risk of water scarcity (via SPC)	MFAT	SPC	MFAT	SPC	1,683,569	753,000	3,150,000	450,000			
DNR00140	Building Resilient water management systems	MFAT		MFAT	MFAT	325,000	145,000	2,000,000	970,000			
DNR00141	PUR CEO	MFAT		MFAT	MFAT	250,000		250,000	300,000			
DNR00146	Kiribati Utilities Reform Program TA	MFAT		MFAT	MFAT	3,162,893	1,399,898	1,870,000	895,820	613,637	546,629	
		MFAT TOTAL				12,168,519	2,499,898	7,296,000	2,615,820	613,637	546,629	
DNR00128	Kiribati Italy Renewable Energy Project	IR		IR	Italy	1,333,333						
		IR TOTAL				1,333,333						
DNR00131	South Tarawa Water Supply Project	WB		WB	KFSU	22,122,775	4,469,098	4,469,098	4,602,725	3,548,553	1,336,275	
DNR00132	Kiribati Outer Islands Transport Infrastructure Project (KOTIP), USDS30m	WB		WB	KFSU	44,542,500	4,840,285	4,840,285	8,656,093	11,878,000	13,778,480	
DNR00142	South Tarawa Sanitation Project IDA 19 USDS19.49m	WB		WB	WB	14,330,753	2,632,445	2,632,445	3,603,159	5,758,473	6,893,715	
		WB TOTAL				80,996,028	11,941,827	11,941,827	16,861,976	21,185,026	22,009,470	
		MISE SUBTOTAL				340,441,654	512,444,407	48,619,485	45,860,615	47,574,419	41,292,239	
28 - MINISTRY OF EMPLOYMENT AND HUMAN RESOURCES												
DNR00147	Skills for Employment (Kiribati Facility)	DFAT		DFAT	DFAT	23,662,995	5,660,807	5,660,807	4,253,154	4,000,000		
DNR00148	Support for Apprenticeship Training & KIT/VEISSP (KIT upgrade)	DFAT		DFAT	DFAT	1,800,000						
DNR00152	Flexible Support Facility	DFAT		DFAT	DFAT	250,000						
		DFAT TOTAL				25,712,995	5,660,807	5,660,807	4,253,154	4,000,000		
DNR00149	Youth Learning Centre	MFAT		MFAT	MFAT	3,134,752	2,000,000	105,000	3,600,000	35,000		
DNR00150	MTC Institutional Strengthening TA	MFAT		MFAT	MFAT	843,205	86,026	107,000				
DNR00151	KIT School of Nursing (Infrastructure and curriculum review)	MFAT		MFAT	MFAT	10,459,604	3,000,000	715,000	5,400,000	5,210,000		
DNR00153	Pacific Qualification Recognition	MFAT		MFAT	MFAT	610,325	1,36,000	1,36,000	123,000	116,000	107,000	97,000
		MFAT TOTAL				15,047,886	5,086,026	1,063,000	9,123,000	5,361,000	107,000	97,000
		MEHR SUBTOTAL				40,760,881	10,746,833	6,723,807	13,376,154	9,361,000	107,000	97,000
29 - MINISTRY OF LINE AND PHOENIX ISLANDS DEVELOPMENT												
DNR00156	Partnership for a sustainable and inclusive socio-economic development of Kiribati Island	EU	UNICEF	UN System	UNICEF	5,641,646	1,496,883	2,306,080	2,306,080	2,306,080		
DNR00157	Supply contract for Design, Supply, Installation, and Commissioning of HV network, power stations, 200kVp PV system and associated works for Kiribati Island, Republic of Kiribati	EU		EU	EU	165,384						
DNR00158	11th EDF NIP - Building Resilience through Improved sanitation (BRIS) - Implemented by UNICEF (EUR6,250,000)	EU	UNICEF	UN System	UNICEF	8,584,660						
DNR00160	11th EDF NIP - Provision of Safe and Sustainable Drinking Water for Kiribati - Implemented by SPC (EU EUR\$6,200,000.00)	EU	SPC	SPC	SPC	8,299,320	3,117,500	1,843,742	2,210,038	2,210,038	2,210,038	
		EU TOTAL				22,691,010	4,614,383	4,149,822	4,516,118	4,516,118	2,210,038	2,210,038

Code	Project Title	Donor	Implementing Agency	Donor Grouping	Financial System Used	Total Project Cost	2023 Budget	2023 RevBudget	2024 Budget	2025 Est.	2026 Est.	2027 Est
DNR00155	Economic and Social Development Program on Kiribati	Japan	Japan	Japan	Japan	3,000,000						
		JAPAN TOTAL				3,000,000						
DNR00159	11th EDF NIP - Provision of Safe and Sustainable Drinking Water for Kiribati - Implemented by SPC (MFAT NZD\$2,000,000 = EUR1,200,000)	MFAT	SPC	SPC	SPC	1,861,908						
		MFAT TOTAL				1,861,908						
		MFIPID SUBTOTAL				27,552,918	4,614,383	4,149,822	4,516,118	4,516,118	2,210,038	
37 - MINISTRY OF JUSTICE												
DNR00161	Pacific Justice Sector Programme	MFAT		MFAT	MFAT	1,006,177	172,000	322,605	234,000	249,000	16,000	
DNR00162	Chief Justice Secondment	MFAT		MFAT	MFAT	804,382	310,000					
		MFAT TOTAL				1,810,558	482,000	322,605	234,000	249,000	16,000	
DNR00172	ASYCUDA World Implementation	MFAT/DFAT		Others	MFAT/DFAT	854						
		Others TOTAL				854						
		MOJ SUBTOTAL				1,811,412	482,000	322,605	234,000	249,000	16,000	
	Grand Total					913,798,637	151,204,840	152,104,104	162,226,772	116,940,164	80,908,941	2,210,446

Additional Tables

TABLE 8: COMPLETED PROJECTS

MINISTRY	CODE	PROJECT TITLE	DONOR	FINANCIAL SYSTEM USED	TOTAL PROJECT COST
OB	0901F078	Reconstruction from Disaster (Kuwait)	Kuwait	GoK	261,789
OB	0901F112	Rehabilitation of the Aftermath of Cyclone PAM	MFAT	GoK	48,870
OB	0901F122	COP 21	GoK	GoK	459,677
OB	0901H064	Independence Organising Committee	Other	GoK	54,510
OB	0901H094	COP23	Other	GoK	63,610
OB	0901J017	Disaster Resilience in Pacific -SIDS (RESPAC)	UNDP	GoK	55,862
OB	0901J028	National Adaptation Plan Global Network	IISD	GoK	28,137
OB	0905K010	Emergency response to affected islands in the Southern Kiribati	MFAT	GoK	40,432
OB	0905K013	DFAT-Emergency response to affected Islands in the Southern Kiribati	DFAT	GoK	49,985
OB	DNR00006	Banaba water crisis	MFAT	MFAT	74,375
OB TOTAL					1,137,247
PSO	10021350	Reimbursement Scheme In-Country Courses	MFAT	GoK	1,353,815
PSO	1001K006	Pacific Regional Conference on Anti Corruption	DFAT	GoK	49,985
PSO TOTAL					1,403,800
Judiciary	11024678	Child Protection/Lay Magistrate Training Workshop	DFAT	GoK	78,582
Judiciary	1101G021	Judiciary Enabling Rights Outreach (Kiribati)	DFAT	GoK	85,383
Judiciary	1102I042	Human right training for Magistrate and Court Clerks	MFAT	GoK	3,560
Judiciary	1102I060	Certificate in Justice	MFAT	GoK	42,111
Judiciary	1102J006	Local Orientation workshop	MFAT	GoK	10,970
JUD TOTAL					220,606
KPS	1201E024	Support to DVSO Unit	DFAT	GoK	143,681
KPS	1204G085	Maintenance of SAR vessel	MFAT	GoK	9,970
KPS TOTAL					153,651
MFAI	1405E089	Kiribati Internship Programme at New York Mission	MFAT	GoK	110,066
MFAI TOTAL					110,066
MCIA	15023934	Tabuaeran Housing Project	Other	GoK	94,500
MCIA	15024129	Upgrading of Social Facilities in the O.I	Other	GoK	9,944,501
MCIA	15024209	Kuria Council Living Quarters	Other	GoK	181,015
MCIA	15024421	Tab North new Council Office	Other	GoK	151,110
MCIA	15024440	Tabuaeran Road Upgrading	Other	GoK	156,600
MCIA	15024441	Teraina Guest House Renovation	Other	GoK	17,771
MCIA	15024477	Arorae Police Office and Cell	Other	GoK	96,830
MCIA	15024628	Arorae Council Office	Other	GoK	191,122
MCIA	15028004	Upgrading of Tanimainiku Wharf	Other	GoK	495,023
MCIA	15028014	Tab North Extension of Council Office	Other	GoK	171,169
MCIA	15028193	New Classroom for Nan Teikao	Other	GoK	208,096
MCIA	15028195	Banaba Primary School Classroom	Other	GoK	131,998
MCIA	15029005	Makin Commercial Vessel	Other	GoK	369,804
MCIA	15029009	Tab.North Guest House	Other	GoK	147,810
MCIA	15029013	Arorae Water & Sanitation	Other	GoK	150,117
MCIA	15029065	North Tarawa Garage and Tools	Other	GoK	94,720
MCIA	15029067	Arorae Aluminium Workshop	Other	GoK	30,593
MCIA	15029068	Abemama Guest House	Other	GoK	157,924
MCIA	15029178	Tab.South Guest House	Other	GoK	13,200
MCIA	15034633	Maiana Commercial Vessel	Other	GoK	369,814
MCIA	15039118	Tabuaeran Garage and Tools	Other	GoK	26,365
MCIA	15039175	Financial Management and Local Government	CLGF	GoK	163,578
MCIA	1502E184	Te Umwanibong Maneaba	Other	GoK	62,102
MCIA	1501H086	Finalizing Ministry Strategic Plan	DFAT	GoK	5,794

Completed project cont'd...

MINISTRY	CODE	PROJECT TITLE	DONOR	FINANCIAL SYSTEM USED	TOTAL PROJECT COST
MCIA	1502A046	Nonouti Guest House Renovation	Other	GoK	138,956
MCIA	1502D046	Butaritari Retaining Wall and Site Extension	Other	GoK	128,902
MCIA	1502F012	Upgrading of Social Facilities in the O.I	GoK	GoK	1,064,948
MCIA	1502H021	Upgrading of Island Council Maneaba - Maiana	Other	GoK	43,810
MCIA	1502H067	Construction of Tabuaeran Maneaba	Other	GoK	70,000
MCIA	1502H068	Construction of Teraina Maneaba	Other	GoK	70,000
MCIA	1503I027	ICH Workshop	GoK	GoK	12,525
MCIA	1504J052	National Cultural Day 2019 - Additional Supporting Fund	MFAT	GoK	1,600
MCIA	1505G019	12th Pacific Festival of Arts and Culture tbh in Guam	GoK	GoK	221,782
MCIA TOTAL					15,184,079
MELAD	16033708	Implementing Montreal Protocol in Kiribati	UNEP	GoK	392,193
MELAD	16038058	Strategic Approach -Internat. Chemicals Mg'ment	UNDP	GoK	136,479
MELAD	16048204	Agricultural Center of Excellence (IFAD)	SPC	GoK	41,925
MELAD	1602E088	Support to KNAP for UNCCD 10 years Strategy	UNEP	GoK	160,171
MELAD	1604E218	Kiribati Outer Island Food and Water Project (KOIFWP)	IFAD	GoK	30,298
MELAD	1602D102	Invasive Alien Species (IAS)	SPREP	GoK	131,534
MELAD	1602D107	National E-Waste Management	SPREP	GoK	16,000
MELAD	1602F102	Integrating Global Env Priorities into the National and Policy Programs	UNDP	GoK	322,967
MELAD	1602G101	The Survey of ODS alternatives at the national level in Kiribati	UNEP	GoK	32,692
MELAD	1602H009	POP NIPs	UNEP	GoK	167,924
MELAD	1602H057	SAICM II post national project	UNDP	GoK	44,840
MELAD	1602J027	Leverage the development of local food crops and fisheries value chain	CTA	GoK	10,358
MELAD	1603C109	NBSAP & 5th National Report to CBD	UNEP	GoK	142,626
MELAD	1604F008	Strengthening Agricultural Resilience to Climate Change	SPC	GoK	13,003
MELAD	1604H085	Kiribati Outer Island Food and Water Project (KOIFWP)	Other	GoK	797,135
MELAD	1604J040	Assisting SIDS to integrate Agricultural sector concerns into CCP and NDCs	IR	GoK	12,291
MELAD	1604K007	Scaling the OPPO Approach and Strengthening Abaiang Vegetable Growers' Association	CTA	GoK	19,030
MELAD	DNR00028	Building resilience to biosecurity threat- multi-country	MFAT	MFAT	47,347
MELAD	DNR00032	Enhancing Food Security Nutrition and Resilience to COVID-19 in Kiribati	UN-C19-MPTF	FAO	200,000
MELAD TOTAL					2,718,812
MM	1701J071	Kiribati Practice Parliament for Women	UNDP	GoK	58,200
MM TOTAL					58,200
MTCIC	1801G012	Kiribati Trade Capacity development and institutional strengthening project (TIER 1)	UNDP	GoK	406,296
MTCIC	1803F132	Teraina Copra Shed	GoK	GoK	32,638
MTCIC	1803H079	Training on Rules of Origin in Regional Trade Agreements in Kiribati	ComSec	GoK	2,865
MTCIC	1803H080	PACER Plus Consultation to Facilitate Ratification	OCTA	GoK	25,000
MTCIC	1803I036	Enhancing inclusive sustainable economic development through coconut sector	UNDP	GoK	230,046
MTCIC	1803J045	Pacer Plus Trade Advicer	MFAT	GoK	189,098
MTCIC	DNR00036	Business Link Pacific/SME Facility	MFAT	MFAT	280,000
MTCIC TOTAL					1,165,943
OAG	2003J019	Prosecution training on Money-Lending, Cybercrime, Anticorruption and Fraud	IPA	GoK	1,681
OAG	20014678	Child Protection	DFAT	GoK	222,609
OAG TOTAL					224,290
MFMRD	2102G020	Procurement of Vessel	GoK	GoK	200,000
MFMRD	2103F099	Revitalizing Kappahycus Alvarezii in Kiribati	FAO	GoK	54,388
MFMRD	2103F128	Integrated Fish and Local Market - Bairiki	ROK	GoK	415,844
MFMRD	2103F129	Kiribati Sustainable Coastal Fisheries Programme Inception Period	MFAT	GoK	202,345
MFMRD	2103G032	Marine Stewardship Council Training	PNA	GoK	3,201
MFMRD	2105J022	Drone Survey for South Tarawa Water and Betio	SPC	GoK	11,041
MFMRD TOTAL					886,819

Completed projects...

MINISTRY	CODE	PROJECT TITLE	DONOR	FINANCIAL SYSTEM USED	TOTAL PROJECT COST
MHMS	2201E014	Gynaecological Clinic for GBV	DFAT	GoK	149,940
MHMS	2203E078	Effective Vaccine Management (EVM)	WHO	GoK	25,944
MHMS	2203E084	Nutrition Review & Child Health Integrated Workshop	MFAT	GoK	130,707
MHMS	2201E211	STEPS	MFAT	GoK	104,140
MHMS	2201E211a	STEPS	WHO	GoK	88,000
MHMS	2203E223	World Mental Health Day	WHO	GoK	8,491
MHMS	2201C142	Specialised Clinical Services	DFAT	GoK	3,368
MHMS	2201D130	Kiribati Internship Training Program	DFAT	GoK	534,478
MHMS	2201F104	Supporting Youth Friendly Health Service & Sexual Reproductive Health Program	UNFPA	GoK	305,538
MHMS	2201F144	Review of National Strategic Plan, Budget and ER 2016	WHO	GoK	15,165
MHMS	2201G114	Kiribati Internship Training Program	MFAT	GoK	1,299,588
MHMS	2201H039	Global Analysis & Assessment of Sanitation and Drinking water survey	WHO	GoK	7,129
MHMS	2201H040	World Health Day Awareness week	WHO	GoK	6,221
MHMS	2201H043	Eliminate Dengue (Wolpachia)	DFAT	GoK	1,039,965
MHMS	2201H044	Capacity building for nurses	WHO	GoK	11,837
MHMS	2201H048	Vaccine Procurement	DFAT	GoK	150,000
MHMS	2201H049	Freight payment for a CT scan	Other	GoK	88,000
MHMS	2201H096	National Health Forum & Joint Performance Review	WHO	GoK	28,778
MHMS	2201I025	Procurement of Ambulance	Japan	GoK	63,961
MHMS	2201J096	Theraphetic Policy & Guideline Review	DFAT	GoK	1,047
MHMS	2201K040	COVID19 Health System Preparedness	MFAT	GoK	464,005
MHMS	2203F003	Kiribati Child Survival Strategy	UNICEF (RR)	GoK	27,385
MHMS	2203F051	Mental Health Skills Development Workshop	WHO	GoK	2,346
MHMS	2203F071	Health Care Waste Officer	SPREP	GoK	12,847
MHMS	2203F080	Child Survival Program	UNICEF (RR)	GoK	119,570
MHMS	2203F118	Tobacco Outreach Awareness Program	WHO	GoK	5,846
MHMS	2203F141	World AIDS Day	WHO	GoK	5,410
MHMS	2203F142	Community Based Rehabilitation training Workshop to ASWO	WHO	GoK	18,926
MHMS	2203F143	Primary Trauma Care Training	WHO	GoK	4,295
MHMS	2203F147	Mental Health Training Workshop	WHO	GoK	5,801
MHMS	2203F148	Ebola Training	WHO	GoK	4,929
MHMS	2203G003	Service Delivery Community Consultation at Temaiku	WHO	GoK	10,609
MHMS	2203G011	Transmission Assessment for Year 6-7, Deworming & Morbidity	WHO	GoK	88,291
MHMS	2203G036	Reproductive Health and Family Planning	UNFPA	GoK	669,319
MHMS	2203G037	Gender Base violence program	UNFPA	GoK	11,765
MHMS	2203G042	Expanded Program on Immunization	JAPAN	GoK	88,452
MHMS	2203G051	Early Newborn Care Training	WHO	GoK	7,872
MHMS	2203G057	Capacity Building of Tungaru Rehabilitation Services	DFAT	GoK	145,625
MHMS	2203G067	Kiribati National TB Program - Interim Support	DFAT	GoK	275,572
MHMS	2203G070	Enhancing the Performance of Public Health programme and departments	WHO	GoK	15,066
MHMS	2203G073	Kiritimati Workshop on Hospital Leadership	WHO	GoK	10,880
MHMS	2203H006	EPI & Cold Chain consultations	JAPAN	GoK	7,800
MHMS	2203H042	Motorcycles for TB & Leprosy programs	Japan	GoK	45,876
MHMS	2203H046	National TB and Leprosy Program	DFAT	GoK	606,289
MHMS	2203H047	Capacity building to Health Care provider	WHO	GoK	3,200
MHMS	2203H052	World No Tobacco Day	WHO	GoK	3,145
MHMS	2203H053	Global Status report on Road Safety	WHO	GoK	1,120
MHMS	2203H077	EH inspections and HP campaign in outer islands	WHO	GoK	11,798
MHMS	2203H089	Strengthening health security and Public	WHO	GoK	5,475
MHMS	2203H091	Upgrade of Office space to an Eye Clinic	FHF	GoK	38,551
MHMS	2203H095	Introduction of the PEN NCD protocol intervention (Line and Phoenix islands)	WHO	GoK	27,794
MHMS	2203I013	HIV/TB Program	UNDP	GoK	1,378,005
MHMS	2203I026	Formative research of Nutrition & WASH	MFAT	GoK	27,131
MHMS	2203I041	High Impact Nutrition Program	MFAT	GoK	10,900
MHMS	2203I044	Mental Health Gap Training for aranuka & Beru	WHO	GoK	20,730
MHMS	2203I047	National Hepatitis B Program	DFAT	GoK	162,636
MHMS	2203I050	Review of Tobacco Legislation	WHO	GoK	3,896
MHMS	2203I054	Gender Mainstreaming in Health	WHO	GoK	4,985
MHMS	2203I058	World Health Day 2018: Universal Health Coverage	WHO	GoK	12,875
MHMS	2203I062	2018 Global Youth Tobacco Survey - Kiribati & Line and Phoenix Islands	WHO	GoK	21,363
MHMS	2203J010	Mental health Gap Training for Makin	WHO	GoK	8,233
MHMS	2203J042	Water quality testing Nth Trw Schools	WHO	GoK	991
MHMS	2203J065	Measles Rubella Integrated Supplementary Immunization	WHO	GoK	64,738
MHMS	2203K029	Severe Acute Malnutrition	WHO	GoK	9,036
MHMS	2207G104	AMR 2nd Consultation	DFAT	GoK	34,695
MHMS	2207I078	Travel Plan for Tupaia & Supply Activities	DFAT	GoK	13,960
MHMS	2208F028	Strengthening Tungaru Rehabilitation Centre	DFAT	GoK	230,985
MHMS	2214G060	Te Meeria Wellness Centre	DFAT	GoK	105,000
MHMS	2214H100	Butaritari mental health training	WHO	GoK	3,249
MHMS	DNR00047	Support to RMNCAH Program	DFAT	UNFPA	300,000
MHMS	DNR00050	Project for Prevention and Control of Non-Communicable Diseases	Japan	Japan	110,000
MHMS	DNR00059	Kiribati Health Champions (CARITAS Aotearoa NZD) Phase 1	MFAT	MFAT	189,531
MHMS	DNR00061	General soft-type follow-up cooperation (Procurement of Official Vehicle for N	Japan	Japan	77,205
MHMS TOTAL					9,598,297

Completed project cont'd...

MOE	2302E058	Implementation of SIP Program - Primary & JSS	UNICEF (RR)	GoK	102,733
MOE	2303E202	Banaba JSS Classroom	GoK & ROK	GoK	205,111
MOE	2301F005	Preparatory Activities for the Formulation of ECCE Bill	UNICEF (RR)	GoK	60,000
MOE	2301F091	Code of Ethics and Wash workshop	UNICEF (RR)	GoK	48,975
MOE	2301G046	Wash in Schools Activities	MFAT	GoK	435,390
MOE	2301G065	Monitoring of implementation of activities (Assurance & oversight)	UNICEF (RR)	GoK	16,888
MOE	2301G066	Code of ethics to Tabiteuea and Abaiang	UNICEF (RR)	GoK	40,498
MOE	2301H098	Operationalization of ECCE legislation	UNICEF (RR)	GoK	39,433
MOE	2301I072	Early Childhood Development (ECD) National forum	UNICEF (RR)	GoK	194,052
MOE	2302F062	Six Permanent (kit set) classrooms for Satellite Primary School	GoK	GoK	150,000
MOE	2305C076	Maintenance of Teabike College	Other	GoK	351,378
MOE	2307H097	Multi-grade teaching Professional Development of KTC lecturers	UNICEF (RR)	GoK	18,680
MOE	2307J020	SPFSC Exam Administration	SPC	GoK	6,661
MOE	2308I076	Community and school based family life education programming	UNDP	GoK	516,015
MOE	2312F067	Photocopiers for Education	GoK	GoK	95,295
MOE	2315K073	Regional Review on Inclusive Education	UNICEF (RR)	GoK	710
MOE	2501K056	Transport for Students: Trucks	GoK	GoK	557,100
MOE TOTAL					2,838,921
MICT	24014352	International Air Services	GoK	GoK	23,719,384
MICT	2401E039	Support to KAIP	GoK	GoK	120,000
MICT	2401E228	Kiribati Maritime Safety Programme Phase 3	MFAT	GoK	932,820
MICT	2401F137	BPA Broadcasting Station	GoK	GoK	449,833
MICT	2401G031	KAIP Additional Financing	GoK	GoK	2,610,882
MICT	2401H037	Kiribati Connectivity Project	GoK	GoK	500,000
MICT	2402I075	Rescue LC Linnix	Other	GoK	91,730
MICT	2404C039	Civil Aviation Development	GoK	GoK	500,000
MICT	2404G125	AKL Expert Aviation Team	GoK	GoK	125,800
MICT	2404G126	AKL Commercial Manager	GoK	GoK	230,000
MICT	2404I057	Embraer Aircraft	GoK	GoK	67,955,875
MICT	2405G024	Ground Handling Equipment	Other	GoK	305,500
MICT	2405H054	Dash 8 Aircraft for Air Kiribati Limited	GoK	GoK	5,700,000
MICT	2405H103	Redevelopment of the Air Kiribati Hanger and Office	GoK	GoK	1,000,000
MICT	DNR00089	Improving Internet Connectivity for Micronesia (submarine cable for Xmas)	ADB	KFSU	75,000,000
MICT	DNR00096	Pacific Maritime Safety Programme 2 - multi-country	MFAT	MFAT	9,011
MICT TOTAL					179,250,835
MFED	2507E017	Population Census 2015	GoK	GoK	300,000
MFED	2501D047	Rehabilitation of MFED Office	GoK	GoK	100,000
MFED	2501F108	Refurbishment on Old Parliament House	GoK	GoK	50,000
MFED	2501K004	Honorable Vice President's Mwaneaba	GoK	GoK	110,242
MFED	2504A108	Kiribati Road Rehabilitation Project	GoK	GoK	19,614,734
MFED	2504H082	Climate change support program	GoK	GoK	150,000
MFED	2504H083	Readiness supports to strengthen Kiribati engagement with the GCF	MFAT	GoK	142,890
MFED	2504H102	Computerized Reservation System for AKL	GoK	GoK	189,000
MFED	2504I024	Support to Kiribati VNR report (DB18)	GoK	GoK	7,700
MFED	2505G122	Support Maintenance Contract for RMS	DFAT	GoK	54,970
MFED	2506I034	Household and Emergency census for DHS-MICS social development indicator su	DFAT	GoK	62,062
MFED	2506I053	The household listing and emergency activity	UNFPA	GoK	771,760
MFED	2506J103	Household Income and Expenditure Survey (HIES)	SPC	GoK	50,000
MFED TOTAL					21,603,357
MWYSSA	26039153	School Fee for Unprivileged Children	GoK	GoK	1,316,981
MWYSSA	26058200	UNIFEM	DFAT	GoK	61,685
MWYSSA	2605E046	National Laws and Policies on ESGBV & Gender Equality	DFAT	GoK	149,940
MWYSSA	2602E065	2014 Kiribati Participation in Micronesian Games	GoK	GoK	92,220
MWYSSA	2602C024	Women Economic Empowerment/Assist. to Women	Other	GoK	100,000
MWYSSA	2602F015	Sport Incentive for Commonwealth Games	GoK	GoK	10,000
MWYSSA	2602F198	Kiribati Weightlifting Team to USA and Canada	GoK	GoK	23,712
MWYSSA	2602G013	Kiribati Team Participation 2016 Oceania Wrestling	GoK	GoK	16,567
MWYSSA	2602G033	Olympic Games Contingent to Rio De Janiero	GoK	GoK	101,100
MWYSSA	2602G035	Participation of Team Kiribati in the Oceania Volleyball Tournament	GoK	GoK	50,608
MWYSSA	2602H061	Commonwealth Games (Gold Coast)	GoK	GoK	110,245
MWYSSA	2602I037	Kiribati Participation in Micronesian game, Yap	GoK	GoK	120,001
MWYSSA	2602I048	Recognition of pioneers in sport	GoK	GoK	15,000
MWYSSA	2602J043	Beijing +25 project	UNDP	GoK	7,336
MWYSSA	2602J098	Te Runga	PRC	GoK	250,000
MWYSSA	2603F069	Disability Unit Strengthening	DFAT	GoK	49,985
MWYSSA	2603H041	Support to Toa Matoa Seawall and Maneaba	DFAT	GoK	51,435
MWYSSA	2603I004	Accessibility Audit Training	DFAT	GoK	62,706
MWYSSA	2603J009	ECCE & Positive Parenting in Kiribati (UNICEF NZ and UNICEF Pacific)	MFAT	GoK	28,102
MWYSSA	2603J016	Psychosocial support for Arorae & Tamana	DFAT	GoK	27,723
MWYSSA	2605F001	Additional Funding to EAW Fund	DFAT	GoK	123,146
MWYSSA	2605G083	Support to Continuation of Safenet Positions	DFAT	GoK	64,774
MWYSSA	2605H063	Support for WWD Staff Retreat at Tokaraetina Motel, Aboakoro	DFAT	GoK	9,945
MWYSSA	2605I031	General Meeting for the Revival of AMAK	GoK	GoK	24,380
MWYSSA	2605I077	National Women's Expo	GoK	GoK	50,000
MWYSSA TOTAL					2,917,593

Completed project cont'd...

MINISTRY	CODE	PROJECT TITLE	DONOR	FINANCIAL SYSTEM USED	TOTAL PROJECT COST
MISE	2705E027	Reconstruction of Tuarua Rehabilitation Centre	DFAT	GoK	603,807
MISE	2701A024	Heavy Plants and Machines	GOK & Other	GoK	2,276,186
MISE	2701D048	KOIL's New Additional Fuel Storage	Other	GoK	8,504,601
MISE	2701F047	Maintenance of PUB Generator	GoK	GoK	1,265,573
MISE	2701F053	Support to KIIREP	GoK	GoK	7,500
MISE	2701F130	Access and Roads Maintenance South Tarawa & Betio	GoK	GoK	195,000
MISE	2701K020	Improving Access to Quality potable water and power backup for Central Hospit	MFAT	GoK	122,955
MISE	2701K065	PUB Assistance for critical spare parts	MFAT	GoK	698,388
MISE	2701M019	Solar Kits Donation	PRC	GoK	3,000
MISE	2702B017	Purchase of cherry picker truck	ROI	GoK	25,220
MISE	2702D044	Kiribati Pacific Appliance Labelling & Standards Program	SPC	GoK	80,991
MISE	2702J064	Renewable Energy System JV	GoK	GoK	250,000
MISE	2703I011	PUB Electricity Distribution Refurbishment phase 2	MFAT	GoK	259,955
MISE	2705A051	Demolition of Otintaai Hotel East Wing	GoK	GoK	45,647
MISE	2705G059	Te Meeria Male Facilities	DFAT	GoK	272,850
MISE	2706C043	Kiritimati Water Supply Project Preparation	GoK	GoK	114,500
MISE	2706C044	Support to KAPIII Project	GoK & WB	GoK	216,175
MISE	2706C045	Support to KiriWatsan I	GoK	GoK	90,500
MISE	2706C046	Support to South Tarawa Road Upgrading	GoK	GoK	210,000
MISE	2706C067	Kiriwatsan 1 Project	EU	GoK	1,566,486
MISE	2706D063	USAID-SPREP Support to Climate Change Adaptation Initiative	SPREP	GoK	162,870
MISE	2706I040	Water security support for South Tarawa Phase 1 and Phase 2	MFAT	GoK	1,989,950
MISE	2706M022	Kiribati world water day	MFAT	GoK	500
MISE	2709D074	Outer Island Road & Airstrip Upgrading	Other	GoK	2,000,000
MISE	2709F020	Heavy Plant and Equipment	Other	GoK	1,270,000
MISE	2709F064	Kings Wharf on Butaritari island	GoK	GoK	200,000
MISE	2709F066	Abemama Bridge	GoK	GoK	139,275
MISE	2709H003	Heavy Plant and Equipment for Roads and Seawalls	Other	GoK	2,885,905
MISE	2709H087	Buota Bridge	Other	GoK	17,710
MISE	DNR00128	Kiribati Italy Renewable Energy Project	IR	Italy	1,333,333
MISE	DNR00135	Kiribati Solar PV Grid Connected Project	Japan	Japan	4,000,000
MISE	DNR00136	Infrastructure Management Capacity Support	MFAT	MFAT	1,000,000
MISE	DNR00138	KiriWatSan (Outer Islands) Phase 2	EU	SPC	435,212
MISE TOTAL					32,244,089
MEHR	2802C053	Banaba Compensation	GoK	GoK	1,484,513
MEHR	2802F127	Sustaining I-Kiribati Overseas Employment Workshop	GoK	GoK	11,357
MEHR	2802F191	Labour mobility enhancement	MFAT	GoK	109,623
MEHR	2802G111	Maximizing I-Kiribati employment in Northern Australia	UNESCAP	GoK	40,130
MEHR	2802H004	VISA Fees for Seasonal Worker in MFAT	MFAT	GoK	14,238
MEHR	2802H011	RSE Liaison Office in New Zealand	MFAT	GoK	1,890
MEHR TOTAL					1,661,751
MLPID	2908E077	Primary School Rehabilitation Program	DFAT	GoK	685,846
MLPID	2901D097	LC Linnix Insurance costs	Other	GoK	3,403,981
MLPID	2901K017	Shipping cost for public transport and infrastructure equipment	Other	GoK	44,910
MLPID	2908B094	Upgrading of Infrastructure for MLPID	Other	GoK	183,030
MLPID	2908F109	Kiritimati Island Energy Project	MFAT	GoK	145,890
MLPID	2908G028	Provision of Septic Truck to Kiritimati Island	Japan	GoK	109,262
MLPID	2908G039	Upgrading of Saint Francis High School	Japan	GoK	89,710
MLPID	2908I081	Focus Group for Land Use in Kiritimati	EU	GoK	24,680
MLPID	2908J003	Tabwakea Primary School	GoK	GoK	1,500,000
MLPID	2908J067	Main camp clinic	Other	GoK	27,816
MLPID	2909G093	Solar Salt Warehouse	Other	GoK	130,000
MLPID	DNR00157	Supply contract for Design, Supply, Installation, and Commissioning of HV network, power stations, 200kWp PV system and associated works for Kiritimati Island, Republic of Kiribati	EU	EU	165,384
MLPID TOTAL					6,510,510
MOJ	3705I035	OHCHR ROP Mission to Kiribati	UNDP	GoK	1,095
MOJ	3706I098	OPL Legal Staff training	DFAT	GoK	4,274
MOJ	DNR00172	ASYCUDA World Implementation	MFAT/DFAT	MFAT/DFAT	854
MOJ TOTAL					6,223
TOTAL COST					279,895,088

TABLE 9: ACQUITTED PROJECTS

Ministry	Code	Project Title	Donor	Financial System Used	Amount Acquired
Judiciary	1101E226	Sixth National Co-ordinators Leadership Workshop, Cook Islands	PJDP	GoK	1,448
Judiciary	1101E227	Enabling Rights and Delay Reduction Workshops	PJDP	GoK	8,617
Judiciary	1101J104	Kiribati Judiciary Awareness	MFAT	GoK	4,429
Judiciary	1102H114	Lay Magistrate training Workshop at Line Islands	DFAT	GoK	2,730
Judiciary	1103H110	Second National Conference & Training to Judiciary	MFAT	GoK	2,165
PSC	1301I010	Maneaba ni Maungatabu Tribunal Salaries	GoK	GoK	
MFAI	1401F107	High Level Meeting on Climate Induced Migration	Other	GoK	4,503
MFAI	1401H113	Mauri Wear	WOGC	GoK	581
MFAI	1401J069	Support to Kiribati Youth Participation UNGA NY	Other	GoK	236
MFAI	1403C020	Procurement of vehicle for Kiribati High Commission Fiji	GoK	GoK	
MCIA	15029181	Protection of Coastal Areas for Namonrua	Other	GoK	113,724
MCIA	1502H015	Upgrading of Island Council Maneaba - Butaritari	Other	GoK	23,131
MCIA	1502I017	TUC Garbage Truck	Japan	GoK	3,370
MCIA	1502I016	BTC Garbage Truck	Japan	GoK	4,147
MCIA	1502H020	Upgrading of Island Council Maneaba - BTC (BTC Library)	Other	GoK	8,539
MCIA	1502H035	Upgrading of Island Council Maneaba - KUC	Other	GoK	
MFMRD	2101E069	Te Waa n O Nikunau	GoK	GoK	14,108
MFMRD	2103E074	Diversification of Seaweed Industries in Pacific	DFAT	GoK	1,381
MFMRD	2101C144	Waa n Oo for Kuria	GoK	GoK	14,025
MFMRD	2101C145	Te Waa n O for Aranuka	GoK	GoK	9,650
MFMRD	2101C146	Te Waa n O for Tamana	GoK	GoK	10,487
MFMRD	2101C147	Te Waa n O for Arorae	GoK	GoK	21,647
MFMRD	2101H078	Tamana Revolving fund	RF	GoK	5
MFMRD	2102D105	Solar Power for Outer island Fish Center	GoK	GoK	9,945
MFMRD	2103I101	NZ Pacific Partnership on Ocean Acidification Phase I and II	MFAT	GoK	1,449
MFMRD	2104G118	Fisheries Observer Program - Fish Cage at South Tarawa	GoK	GoK	5,451
MFMRD	2104G120	Fisheries Observer Program - North Tarawa Milk fish pond	GoK	GoK	2,648
MFMRD	2104G121	Fisheries Observer Program - Nonouti Milkfish pond	GoK	GoK	976
MFMRD	2104G124	Waa N O - North Tarawa	GoK	GoK	402
MOE	2304J007	Child Protection in School Policy	UNICEF	GoK	17,461
MICT	2402M006	Marine Buoy	HSC	GoK	2,352
MFED	2504H092	GEF International Water Ridge to Reef	SPC	GoK	19,423
MFED	2504L082	WASH Gardening and PA in Kiribati Schools	WHO	GoK	8,998
MFED	2504M008	National Leprosy Elimination Program Unutilized fund already returned	WHO	GoK	25,000
MFED	2504M009	Trachoma Unutilized Fund already returned	WHO	GoK	2,926
MISE	2703H099	PUB Electricity Distribution Refurbishment	GoK	GoK	
MISE	2709F065	Marakei Bridge	GoK	GoK	19,418
MEHR	2804H049	Upgrade of MTC's Library	FRG	GoK	22
MOJ	3701J037	Reviewing Parliament Representatives	Other	GoK	17,871
MOJ	3701J098	Statelessness Workshop	DFAT	GoK	101
MOJ	3702H106	ASYCUDA	GoK	GoK	2,107
MOJ	3702I056	Custom Broker Training	DFAT	GoK	218
MOJ	3705I009	International Human Rights Day	UNDP	GoK	490
MISE	2709H010	Betio landfill seawall rehabilitation project	MFAT	GoK	4,024
MELAD	1604E062	Soil Health Improvement	DFAT	GoK	28,650
MELAD	1604E011	Food Security Climate Change	SPC	GoK	17,799
MELAD	1604J054	Compost shed	Other	GoK	46,153
MELAD	1604K005	Shredder Machine for Butaritari Island	CND	GoK	
MELAD	1604K021	Agricultural Equipment	PRC	GoK	13

TABLE 10: DCC APPROVED PROJECTS

The table lists approved projects from the Development Coordinating Committee (DCC) for onward submission to development partners for support purposes. This will continue to be updated.

MINISTRY	PROJECT TITLE	Total Project Cost
OB	H.E Temporary Residence State Maneaba II	49,137
OB	KHC New Building Project 2021	1,716,858
	OB TOTAL	1,765,994
Judiciary	Kiritimati Judiciary Headquarter Extension	113,589
	Judiciary Total	113,589
KPS	Barracks and Library	951,700
	KPS Total	951,700
MCIA	Guest House-Onotoa, Tamana and Butaritari	611,500
	MCIA Total	611,500
MELAD	Piggery training	60,315
MELAD	ALD Kiritimati new office	128,055
	MELAD Total	188,370
MTCIC	Establishment of National Centralized Laboratory and SPS Facility	5,400,000
MTCIC	Outer island Mini Copra Mill	1,737,312
MTCIC	Security and Beautification of WW11 Relics	203,400
MTCIC	BTC D.O Complex	716,340
	MTCIC Total	8,057,052
MFMRD	TA for Marawa Research Exploration Ltds	dependent on TA cost
MFMRD	Fisheries New Office	10,891,007
MFMRD	Boat and Engine Phase II	3,764,554
	MFMRD Total	14,655,561
MHMS	Review and Redraft "Laws of the Gilbert Islands Revised Edition 1977 Chapter 56 Mental Treatment" and implementation of new mental health legislation throughout the Republic of Kiribati	100,000
MHMS	Maintenance and Upgrading of Tungaru Central Hospital	160,000,000
	MHMS Total	160,100,000
MOE	KGV Dormitory Phase I	3,833,012
	MOE Total	3,833,012
MICT	Procurement of Color Printing and Standard Binding System	114,837
MICT	Upgrading Kanton Run Way to enable Jet Operation	21,889,338
MICT	TA for Upper Airspace	174,140
MICT	Procurement of Binding System (Printery Machines)	147,336
MICT	Immediate remediation of critical runways	1,389,458
	MICT Total	23,715,109
MFED	Improving the Ministry of Finance Computer Network and Solar Power Source systems	500,000
	MFED Total	500,000
MWYSSA	Establishment and Reactivation of Island Sport Association	42,558
	MWYSSA Total	42,558
MISE	Power Generation/Distribution Upgrade	55,440,000
MISE	Kiribati Sanitation Roadmap Addendum	33,369,608
MISE	Outer Island Road Upgrading -Phase 1	60,700,482
MISE	TRAINING CENTER to compliment OTEC plant	7,600,000
	MISE Total	157,110,090
MLPID	Rehabilitation of Kiritimati Road Project	700,000
MLPID	Housing Project E-Grade	181,740
MLPID	Main Road Rehabilitation at Northern side on Tabuaeran Island	269,518
MLPID	Solar Salt Warehouse and Office	661,212
MLPID	Rehabilitation of Banana Powerhouse	200,105
MLPID	Feasibility Study and Assessment of Phoenix Islands Set of Heavy Machinery for Infrastructure Development	538,500
MLPID	for MLPID	1,815,023
MLPID	Purchasing of VIP Transport	573,084
	MLPID Total	4,939,182
MOJ	High Court 3 and Offices	183,264
	MoJ Total	183,264

TABLE 11: DONOR GROUPING AND DETAILS

The Donor Grouping such as the UN System consists of bodies or organizations such as UNICEF, FAO, IFAD, UN-Women, UNEP, UNDP, UNESCO to name a few, who are implementing agencies of the donors listed. Some Donors will appear more than once such as DFAT who will be grouped as DFAT itself and as UN System given the funds are being implemented by those under the UN System i.e., UNICEF, UN Women, etc.

Donor Grouping	Donor Abbreviation	Donor Detailed Name
ADB	ADB	Asian Development Bank
DFAT	DFAT	Australia Department of Foreign Affairs and Trade
EU	EU	European Union
GCF	GCF	Green Climate Finance
IR	IR	Italian Republic
Japan	Japan	Japan
MFAT	MFAT	New Zealand Ministry of Foreign Affairs and Trade
PRC	PRC	People's Republic of China
ROC	ROC	Republic of China
ROI	ROI	Republic of India
SPC	SPC	South Pacific Commission, now known as The Pacific Community
SPREP	SPREP	South Pacific Regional Environment Programme
WB	WB	World Bank
QFFD	QFFD	Qatar Fund for Development
GoK	GoK	Government of Kiribati
	GoK & DFAT	Government of Kiribati & Australia Department of Foreign Affairs and Trade
	GoK & ROC	Government of Kiribati & Republic of China
	GoK & ROK	Government of Kiribati & Republic of Korea
	GoK & WB	Government of Kiribati & World Bank
	RF	Revolving Fund
UN System	DC	Dubai Cares
	DFAT	Australia Department of Foreign Affairs and Trade
	EU	European Union
	FAO	Food and Agricultural Organization of the United Nations
	GEF	Global Environment Facility
	GPE	Global Partnership in Education
	IFAD	International Fund for Agricultural Development
	IR	Italian Republic
	ITU	International Telecommunication Union
	Japan	Japan
	KOICA	Korea International Cooperation Agency
	MFAT	New Zealand Ministry of Foreign Affairs and Trade
	NZN/DC	NZ Natcom/Dubai Cares
	NZN/GPE	GPE & NZ Natcom
	ROK	Republic of Korea
	UN-C19-MPTF	United Nation COVID-19 Multi-Partner Trust Fund

Donor Grouping	Donor Abbreviation	Donor Detailed Name
Others	UNDP	United Nations Development Programme
	UNEP	United Nations Environment Programme
	UNESCAP	United Nations Economic and Social Commission for Asia and the Pacific
	UNESCO	United Nations Educational, Scientific and Cultural Organization
	UNFCCC	United Nations Framework Convention on Climate Change
	UNFPA	United Nations Population Fund
	UNICEF (RR)	United Nations Children's Fund - Regular Resources
	UNSG	Secretary General of the United Nations
	WHO	World Health Organization
	WMO	World Meteorological Organization
	ACIAR	Australian Center for International Agricultural Research
	CLGF	Commonwealth Local Government Forum
	CND	Republic of Canada
	COL	Commonwealth of Learning
	ComSec	Commonwealth Secretariat
	CSIRO	Commonwealth Scientific and Industrial Research Organization
	CTA	Technical Center for Agricultural and Rural Cooperation
	FFA	South Pacific Forum Fisheries Agency
	FHF	Fred Hollows Foundation
	FRG	Federal Republic of Germany
	HBF	Hepatitis B Free
	HSC	Hachiuma Steamship Company
	HSPH	Harvard School of Public Health
	IISD	International Institute for Sustainable Development
	IPA	International Prosecution Association
	ISA	International Solar Alliance
	KOIL	Kiribati Oil Company Limited
	Kuwait	Kuwait
	LDS	The Church of Jesus Christ of Latter-Day Saints Donation
	MFAT/DFAT	New Zealand Ministry of Foreign Affairs and Trade & Australia Department of Foreign Affairs and Trade
	OCTA	Office of Chief Trade Advisor
	ONOC	Oceania National Olympic Committee
	OPAGAC	Organizacion Productores Asociados de Granded Atuneros Congeladores, Spain
	PBF	Secretary General 's Peacebuilding Fund
	PF	Pacific Island Farmers
	PIFS	Pacific Islands Forum Secretariat
	PIPA	Phoenix Island Protected Area
	PJDP	Pacific Judicial Development Programme
	PJSI	Pacific Judicial Strengthening Initiative
	PLF	Pacific Leprosy Foundation
	PNA	Parties of the Nauru Agreement
PPIU	Pacer Plus Implementing Unit	
ROK	Republic of Korea	
ROT	Republic of Turkey	
Roto	Rotomould	
SCU	Southern Cross University	
SPBA	South Pacific Board Ed Assessment	
UAE	United Arab Emirates	
UNODC	United Nations Office on Drugs and Crimes	
USGS	US Geological Survey	
VSI	Vital Strategies Inc	
WOC	Winson Oil Company	
CF	Climate Finance	
CoA	Commonwealth of Australia	
WOGC	World Organization on Governance & Competitiveness	