



GOVERNMENT OF KIRIBATI

2023 DEVELOPMENT BUDGET

BUILDING BACK BETTER AND STRONGER

*KARIKIRAKEAN TE MAIURAOI MA TE MARURUNG
RINANON TE BABARONGA RAOI*

AS APPROVED BY THE MANEABA NI MAUNGATABU

December 2023

National Economic Planning Office
Ministry of Finance and Economic Development
Bairiki, Tarawa

FOREWORD

It gives me great honour and pleasure to present this 2023 Development Budget Book for public information and use.

The annual development budget presents a consolidation of the development projects that are to be pursued for the year. It brings together the Government of Kiribati funded Local Contributions to the Development Fund and pledges from development partners.

In 2022, we changed how we presented the development budget and expanded the discussion on key issues to make the information more accessible. This year, 2023, follows the same format and have included some enhancement presenting simpler tables and graphs for easier understanding. I trust this will assist in communicating the Government's vision for a healthy, wealthy, and safe future with people at the centre of it all.

The theme for this year's budget is 'Building Back Better and Stronger'. This builds on the 2022 theme in adapting to the new normal, by recognising that the COVID-19 pandemic is here for the foreseeable future, and we must not only adapt to live with it but must also be able to rebuild our nation and come out stronger and better with the pandemic crisis as part of our daily routine.

To build resilience and ensure our future prosperity, we must continue to invest in our human, social, natural, and physical capital today. The Development Budget outlines how we will do this for 2023.

The 2023 Development Budget could not be delivered without the contributions of our development partners, therefore, I wish to reaffirm the Government's deepest appreciation to all our development partners for their continued and unwavering support to our development agenda. We look forward to continuing this cordial partnership into 2023 and beyond.

I would also like to thank the line Ministries, development partners and all those who have helped in the preparation of this document. My special thanks goes to the National Economic Planning Office and Senior Management of the Ministry of Finance and Economic Development for their tireless efforts in preparing the 2023 Development Budget.

May we pray that God will bless the 2023 Development Budget and our beloved country, Kiribati, as we rebuild our lives and economy stronger through better sustainable ways.

Te Mauri, Te Raoi ao Te Tabomoa!

Hon. Dr Teuea Toatu
Vice President & Minister of Finance and Economic Development
Bairiki, Tarawa

TABLE OF CONTENTS

2023 DEVELOPMENT BUDGET AT A GLANCE	1
INTRODUCTION	2
DEVELOPMENT BUDGET METHODOLOGY	2
CHANGES IN 2023	2
UNDERSTANDING THE TABLES.....	3
2023 DEVELOPMENT BUDGET OVERVIEW.....	4
DEVELOPMENT PRIORITIES	4
REVENUE	5
LOCAL CONTRIBUTION TO THE DEVELOPMENT FUND.....	5
DEVELOPMENT PARTNERS.....	5
EXPENDITURE	6
GEOGRAPHIC ALLOCATION	6
KIRIBATI VISION 2020 (KV20) AND KDP	6
FINANCIAL SYSTEM	7
CARRY-OVER PROJECTS	7
RISKS AND SENSITIVITIES	7
GRAPHICAL PRESENTATION OF DEVELOPMENT BUDGET	8
TABLE 1: DEVELOPMENT BUDGET OVERVIEW.....	12
TABLE 2A: MINISTRY DEVELOPMENT BUDGET BY REGION 2023	13
TABLE 2B: MINISTRY DEVELOPMENT BUDGET BY KV20 PILLAR 2023	14
TABLE 2C: MINISTRY DEVELOPMENT BUDGET BY KDP SECTOR 2023	15
TABLE 3: DEVELOPMENT BUDGET BY DONOR (2021-2026)	16
TABLE 4: DEVELOPMENT BUDGET SUMMARY BY MINISTRY (2021-2026).....	19
TABLE 5: TOTAL INVESTMENTS FOR 2022 AND 2023	20
TABLE 6: DEVELOPMENT BUDGET SUMMARY 2021-2026	21
TABLE 7A: DEVELOPMENT BUDGET BY MINISTRY 2021-2026 GOK SYSTEM	23
TABLE 7B: DEVELOPMENT BUDGET BY MINISTRY 2021-2026 DONOR SYSTEM	51
TABLE 8: COMPLETED PROJECTS	60
TABLE 9: ACQUITTED PROJECTS	65
TABLE 10: DCC APPROVED PROJECTS.....	66
TABLE 11: DONOR GROUPING AND DETAILS.....	68

2023 DEVELOPMENT BUDGET AT A GLANCE

The annual Development Budget summarises the expected funding for development projects in the year. These projects link to the Government's development priorities as expressed in Kiribati Vision 2020 (KV20) and the Kiribati Development Plan (KDP). For 2023, the Development Budget includes new funding pledges for projects with a total value of \$277.6 million, or 89 per cent of GDP.

The Government of Kiribati Local Contribution to the Development Fund is \$106.3 million from the LCDF, 34 per cent of GDP, and 38 per cent of the total Development Budget. Pledges from development partners total \$171.2 million, (55 per cent of GDP and 62 per cent of the total Development Budget). In 2023, the main LCDF funded expenditure is on social protection payments for the Copra Subsidy and Support for the Unemployed including the new commitment of leave grants for non-ER posts. These items total \$67.6 million, 24 per cent of the total Development Budget.

After the social protection allocation including the leave grant for non-ER posts, total funding for development projects in 2023 is estimated at \$210.0 million, or 68 per cent of GDP. Of this, the top four investment areas by Ministry are:

- Energy, sanitation, water and transport projects, through the Ministry for Infrastructure and Sustainable Energy (MISE), totalling \$53.8 million (19 per cent of the total Development Budget).
- Finance projects, through Ministry of Finance and Economic Development (MFED), totalling \$36.2 million (13 per cent of the total).
- Education projects, through the Ministry of Education (MOE), totalling \$25.8 million (9 per cent of the total), including \$18.4 million for overseas scholarships.
- Health projects through the Ministry for Health and Medical Services (MHMS), totalling \$24.1 million (9 per cent of the total).

The geographic allocation of the Development Budget reflects national projects to the value of \$207.4 million (75 per cent of the total), Gilbert Group projects of \$64.5 million (23 per cent of the total) and Line and Phoenix Islands, \$5.6 million (2 per cent of the total).

The KV20 distribution is skewed to the Wealth category, as this reflects the social protection payments and the leave grant for the non-ER posts. In 2023 the allocation to the Wealth pillar is \$176.0 million, or 63 per cent of the total, Infrastructure accounts for \$85.4 million (31 per cent), Peace and Security \$9.4 million (3 per cent) and Governance \$6.8 million (2 per cent).

The KDP pillars show \$97.4 million (35 per cent of the total) is allocated for Economic Wealth (this includes social protection payments and leave grant for non-ER posts), \$90.7 million (33 per cent of the total) for Developing Infrastructure, \$48.3 million (17 per cent of the total) for Harnessing Human Wealth (that is education), \$23.9 million (9 per cent of the total) for Health, \$11.3 million for environmental resilience (4 per cent of the total), and \$6.0 million (2 per cent of the total) on governance projects.

Some development projects will carry over from 2022. The total outstanding balance of expected carry-overs in 2022 is estimated at \$101.5 million, bringing the total value of potential expenditure through the Development Fund in 2023 to \$379.1 million (122 per cent of GDP) on a total of 974 projects.

INTRODUCTION

The annual Development Budget summarises the expected funding for development projects in the year. These projects link to the Government's development priorities as expressed in Kiribati Vision 2020 (KV20) and the Kiribati Development Plan (KDP).

The Development Budget reflects the best available information at the time it is prepared and is subject to change as more information becomes available. It provides a useful snapshot of Government development priorities, and the composition of Government and development partner support to achieve them.

The Development Budget was prepared consistent with the assumptions and economic outlook included in the 2023 Recurrent Budget with borders reopening in 2022, removing barriers to travel and trade, and enabling project delivery to accelerate.

Development Budget Methodology

The execution of the Development Budget 2023 is governed by the Development Fund Rules as per Section 11 of CAP 79 – Public Finance (Control and Audit). All information is in Australian Dollars.

The 2023 Development Budget outlines expected expenditure from the Development Fund in 2023. It brings together pledges from development partners and the Local Contribution to the Development Fund (LCDF) appropriated by Parliament through the 2023 Recurrent Budget. It captures projects that are underway, shown in the 2022 balance, and estimates of funding pledged to be expended in 2023.

Projects can be executed either through Government of Kiribati systems or through donor systems.

LCDF contributions are approved by Parliament and appropriated annually to the Development Fund. Balances that are not fully expended in the budget year carry-over to the next year. This allows Development Fund balances to grow over time, and enables project delivery to be spread over the current year and forward estimates.

Project planning is still maturing, and efforts continue to enhance the accuracy and reliability of forward estimates and project costs.

Where possible, forward estimates of LCDF and development partner programs have been incorporated into the budget out-years. For development partner projects, the estimates have been developed in consultation with development partners, and generally cover only the forward program relevant to that partner.

In almost all cases, confirmed development partner projects do not extend across the full forward estimates. This should not be interpreted as a removal or reduction of that partner's support in any given year. Forward estimates only represent the information available to the Government at the time the report was prepared.

Changes in 2023

The presentation of the 2023 Development Budget maintains the new structure that was updated and used for the 2022 Development Budget with inclusion of additional details, tables and presenting more simpler graphing. This change was in response to requests from Parliamentarians for a more readable and user-friendly document.

There are additional tables included on acquitted projects, approved projects by DCC and table on donor grouping and details.

The introductory text has been expanded to include more analysis of the contents of the budget, and to highlight key initiatives with charts illustrating project investment by donors.

Understanding the Tables

The Development Budget comprises a large number of tables that slice and dice the information in a variety ways, including by geographic dispersion, KV20 and KDP priorities, Government Ministry and development partner, as well as financial system utilised to manage expenditure.

Consistent with the Recurrent Budget, all tables showing multiple years cover the full period of 2021 through to 2026 projections.

Table 1 provides an overview of the Development Budget

Table 2 shows the split of funding by Ministry and region, KDP and KV20 categories. The region split separates the outer islands into the Gilbert Group, Line and Phoenix Group and national projects.

Projects that cover the 'Outer Islands' (including projects on Banaba) are classified under 'Gilbert'. Those projects with a national focus across all islands are classified as 'National'.

The breakdown by Ministry across the region is shown in Table 2A, the breakdown across KV20 Pillars is shown in Table 2B. The breakdown across KDP sectors is shown in Table 2C.

Table 3 shows contributions to the Development Budget by donor.

Table 4 shows the Development Budget by Ministry.

Table 5 shows total investments by 2022 remaining balance and 2023 pledges with the number of projects per ministry.

Table 6 shows the Development Fund summary by financial system used – either Government of Kiribati or donor systems.

Tables 7 (A) and (B) summarise the list of funded development projects with their actual and estimated costs. The table summarizes how funds are channelled through and managed separately, either using the (i) Government of Kiribati System or the (ii) Donor System.

Additional tables include Table 8 lists completed projects; Table 9 listing acquitted projects with Table 10 listing DCC approved projects. Table 11 shows donor grouping and details.

The projects included in the Development Budget link to the Government's development priorities as expressed in Kiribati Vision 2020 (KV20) and the Kiribati Development Plan (KDP).

They will also assist in achieving the goals of the Istanbul Plan of Action, the Sustainable Development Goals (the 2030 Agenda), the SIDS Accelerated Modalities of Action (SAMOA) Pathway; and the Framework for Pacific Regionalism.

The Government of Kiribati would like to thank the Development Partners for their assistance in the preparation of this document. The support of Partners in achieving the development needs of Kiribati is gratefully acknowledged.

2023 DEVELOPMENT BUDGET OVERVIEW

The theme for this year's budget is 'Building Back Better and Stronger'. This builds on the 2022 theme in adapting to the new normal, by recognising that the COVID-19 pandemic is here for the foreseeable future, and we must not only adapt to live with it but must also be able to rebuild our nation and come out stronger and better with the pandemic crisis as part of daily routine.

To build resilience and ensure our future prosperity, we must invest in human, social, natural, and physical capital today. The Development Budget outlines how we will do this for 2023.

For 2023, the Development Budget includes new funding pledges for projects with a total value of \$277.6 million, or 89 per cent of GDP. This includes a contribution of:

- \$106.3 million from the LCDF, 34 per cent of GDP, and 38 per cent of the total Development Budget; and
- \$171.2 million from development partners, (55 per cent of GDP and 62 per cent of the total Development Budget).

Development priorities

The main development priorities, by Ministry are as follows.

- Social protection payments through the Ministry of Finance and Economic Development (\$28 million Copra Subsidy and \$9.5 million Leave Grant for non-ER posts) and Ministry for Women, Youth, Sport and Social Affairs (MWYSSA) (\$30.1 million Support for the Unemployed), totalling \$67.6 million, 24 per cent of the total Development Budget.
- Energy, sanitation, water and transport projects, through the Ministry for Infrastructure and Sustainable Energy (MISE), totalling \$53.8 million (19 per cent of the total Development Budget). The top three projects are:
 - South Tarawa Water Supply project with a total contribution of \$21.2 million from the WB, ADB and GCF;
 - South Tarawa Renewable Energy Project, ADB, \$8.5 million.
 - Improvement to South Tarawa Transport Network, PRC, \$7.5 million; and
- Education projects, through the Ministry of Education (MOE), totalling \$25.8 million (9 per cent of the total Development Budget). The top three projects are:
 - Overseas scholarships, \$18.4 million from the GOK;
 - New Bilateral Education program, \$6.0 million from DFAT; and
 - THRIVE Early Childhood Development research, \$0.4 million from the MFAT.
- Health projects through the Ministry for Health and Medical Services (MHMS), totalling \$24.1 million (9 per cent of the total). The top four projects are:
 - Kiribati Health Infrastructure Project (Planning Stage), \$5.3 million from the ADB;
 - Health Sector System Strengthening IDA19, \$3.0 million from WB; and

- Overseas medical referrals, \$2.0 million, from the Government of Kiribati; and
- Kiribati Hospital Infrastructure (Betio Hospital and contribution to TCH maintenance), \$2.6 million from MFAT.

REVENUE

Revenue for the Development Budget comes from two sources: the LCDF and development partners.

Local Contribution to the Development Fund

In 2023, the LCDF contribution is \$106.3 million, 38 per cent of the total Development Budget. Social protection payments and leave grant for the non-ER posts account for the majority of LCDF projects, with a total of \$67.6 million, 64 per cent of the LCDF, allocated for the Copra Subsidy (\$28 million), Support for the Unemployed (\$30.1 million) and Leave Grant for Non-ER posts (\$9.5 million).

New funding for LCDF projects excluding social protection total \$38.7 million, with the top three being: overseas scholarships, \$18.4 million; infrastructure maintenance, \$4.0 million; and outer island mobile towers, \$2.6 million.

It is important to note that the 2023 Development Budget provides additional funding for projects. Some existing projects may have unspent funds that will carry-over from 2022 and be available for use.

Development Partners

Development partners are expected to contribute \$171.2 million (55 per cent of GDP and 62 per cent of the total) in 2023. After GOK, the top three donors are:

- PRC with \$35.9 million (13 per cent of the total), directed to two projects:
 - The Customs X-ray machines, \$10.1 million; and
 - Livelihood and development projects, \$10.0 million;
- DFAT with \$35.8 million (13 per cent of the total), on 30 projects, with most resources directed at education, health and infrastructure initiatives. The top three projects are:
 - The new bilateral education program, \$6.0 million;
 - Skills for Employment (Kiribati Facility), \$5.7 million; and
 - Australia Award Scholarship, \$2.7 million.
- MFAT with \$26.6 million (10 per cent of the total), with 37 projects mainly supporting utilities reform and health projects. The top three are:
 - Utilities reform projects, \$3.7 million;
 - KIT school of nursing (infrastructure and curriculum review), \$3.0 million; and
 - Scholarships, \$2.5 million.

In addition, development partners also provide direct budget support in the Recurrent Budget. In 2023, this is estimated to be \$24.1 million with contributions expected from the World Bank, ADB, DFAT, MFAT and the European Union.

EXPENDITURE

2023 Development Budget planned expenditure can be considered by geographical allocation, alignment with KV20 pillars and KDP sectors, as well as by financial system used.

Geographic Allocation

The geographic allocation of the Development Budget reflects national projects to the value of \$207.4 million (75 per cent of the total), Gilbert Group projects of \$64.5 million (23 per cent of the total) and Line and Phoenix Islands, \$5.6 million (2 per cent of the total).

Projects in the Line & Phoenix islands include LCDF funded support for Kiritimati of \$1.0 million related to power supply (fuel). The European Union (EU) is supporting improved sanitation (\$0.98 million) and safe drinking water in Kiritimati (\$3.1 million), and another one through its implementing agency UNICEF outlaying \$1.5 million for its partnership for the sustainable and inclusive socio-economic development of Kiritimati.

There are 31 projects scheduled for the Gilbert Group for 2023. The top three projects in the Group are:

- South Tarawa Water Supply Project with a total contribution of **\$21.2 million** from the World Bank (WB), Green Climate Fund (GCF) and Asian Development Bank (ADB);
- **\$7.5 million** for the Improvement to South Tarawa Transport Network from the People's Republic of China (PRC), and
- **\$5.7 million** from DFAT for supporting skills for employment (Kiribati Facility).

There are 19 national projects proposed for 2023. The top three projects after the Copra Subsidy, Support for the Unemployed payments and leave grant for the non-ER posts (\$28 million, \$30.1 million and \$9.5 million from the LCDF respectively) include:

- **\$18.4 million** for overseas scholarships from LDCF
- **\$10.1 million** for the customs x-ray machines funded by the People's Republic of China (PRC); and
- **\$10.0 million** for the Livelihood and Development Projects, also funded by PRC.

Kiribati Vision 2020 (KV20) and KDP

The KV20 distribution is skewed to the Wealth category, as this reflects the social protection payments and non-ER leave grants. In 2023 the allocation to the Wealth pillar is \$176.0 million, or 63 per cent of the total, Infrastructure accounts for \$85.4 million (31 per cent), Peace and Security \$9.4 million (3 per cent) and Governance \$6.8 million (2 per cent).

The KDP pillars show Economic Wealth with the most allocated funding. \$97.4 million (35 per cent of the total) is allocated for Economic Wealth (this includes social protection payments and leave grant for non-ER posts), \$90.7 million (33 per cent of the total) for Developing Infrastructure, \$48.3 million (17 per cent of the total) for Harnessing Human Wealth (that is education), \$23.9 million (9 per cent of the total) for Health, \$11.3 million for environmental resilience (4 per cent of the total), and \$6.0 million (2 per cent of the total) on governance projects.

Financial System

Projects are funded through donor or Government systems. The decision on which system to use reflects the confidence donors have in the integrity and financial governance of the Government's financial system.

In 2023, \$126.4 million or 46 per cent of projects are expected to be channelled through Government systems. If social protection payments and non-ER leave grants are excluded, this amount is \$58.7 million, or 21 per cent of total Development Fund expenditure.

CARRY-OVER PROJECTS

There are ongoing projects where funding may not be reflected in 2023, but are likely to continue with funding carrying over from 2022.

The total outstanding balance of projects in 2022 is estimated at \$101.5 million, bringing the total value of expenditure through the Development Fund in 2023 to \$379.1 million, on a total of 974 projects.

RISKS AND SENSITIVITIES

Project implementation had been slowed by the impact of the COVID-19 pandemic, especially travel restrictions and supply constraints with costs increased, reflecting global supply issues. However, as borders have now reopened and travel restrictions uplifted, project delivery is expected to increase, and equipment supply constraints to be addressed.

The estimates in the 2023 Development Budget reflect the best available information at the time they are prepared. Actual receipt and disbursement of funds may not, in the event, match the estimates. Priorities may also change through the year, in mutual agreement with development partners, especially bilateral partners.

Improvements continue to be made to the administration of the Development Fund, including reconciliation and data cleansing. This will be ongoing through 2023.

GRAPHICAL PRESENTATION OF DEVELOPMENT BUDGET

Figure 1: 2023 Budget Allocation of Resources by Region, KV20 Pillar, KDP Sectors, and No. of Projects by Ministries

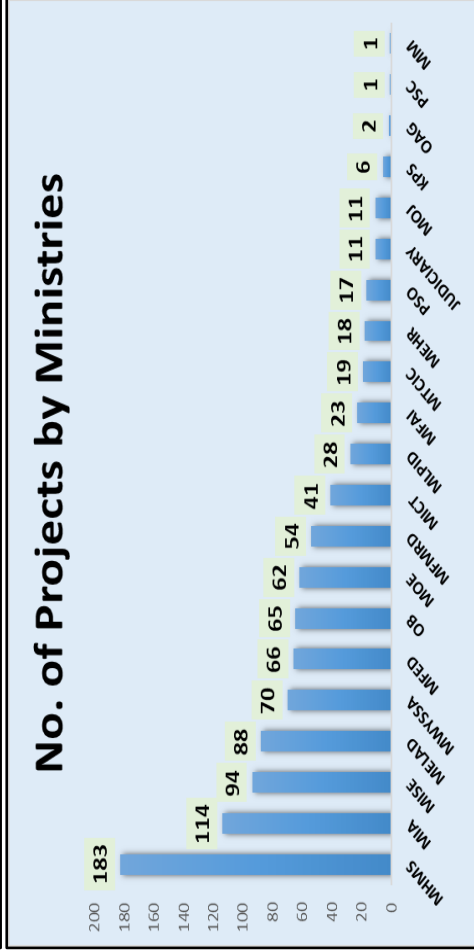
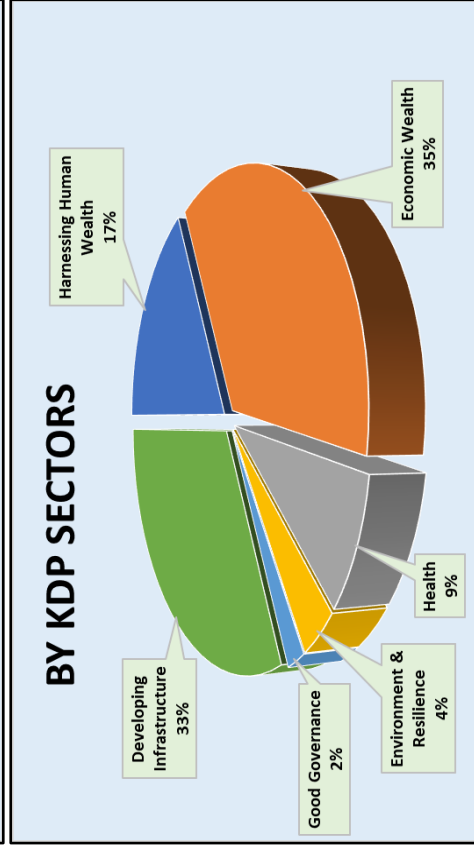
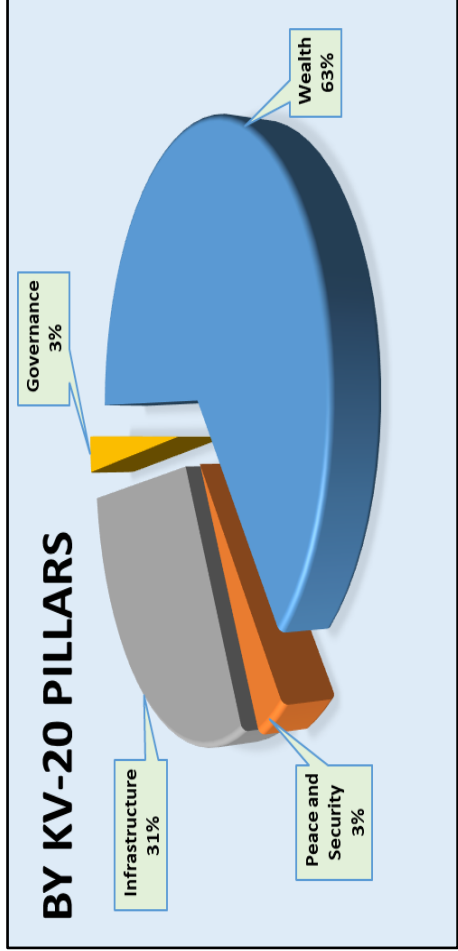
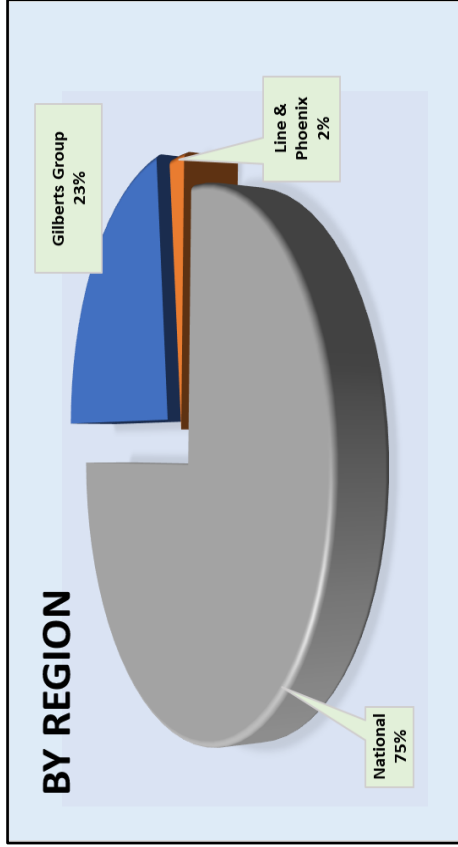


Figure 2: 2023 Budget Allocation of Resources by Ministry and Donor

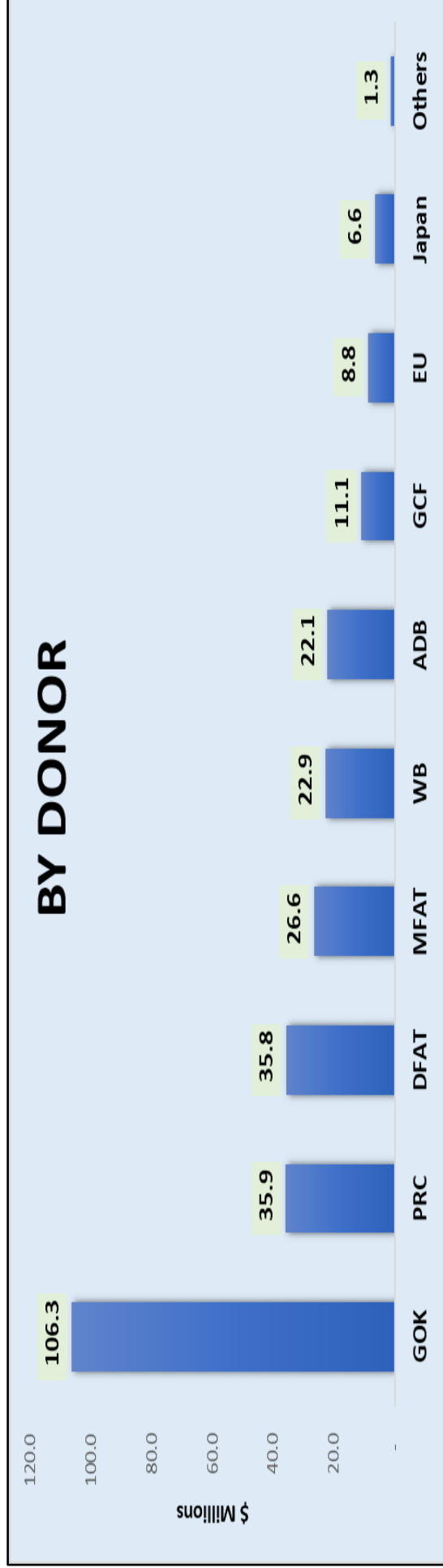


Figure 3: 2023 Donor Allocation by KV20 Pillars

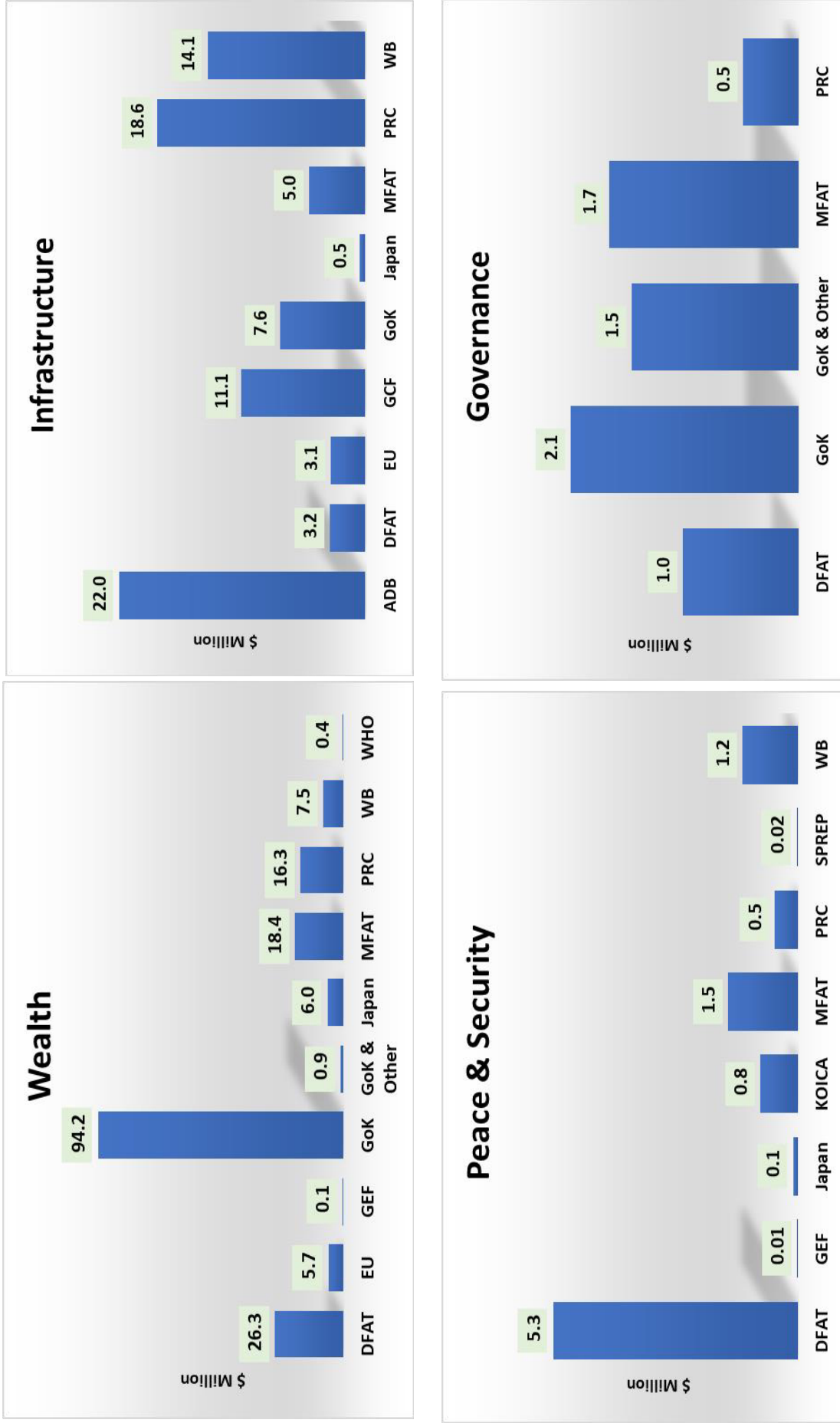


Figure 4: 2023 Donor Allocation by KDP Sectors

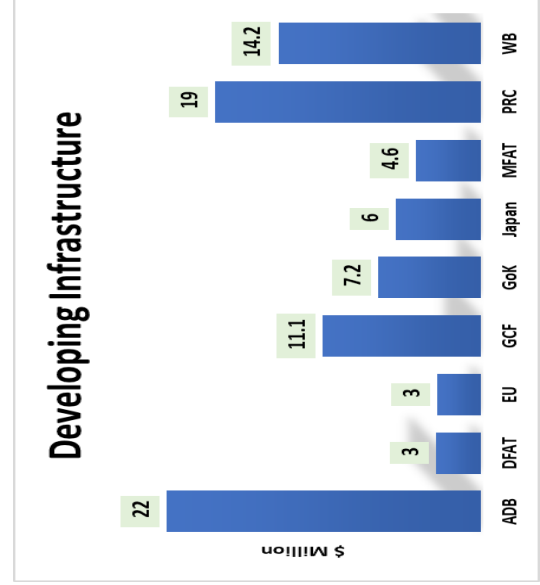
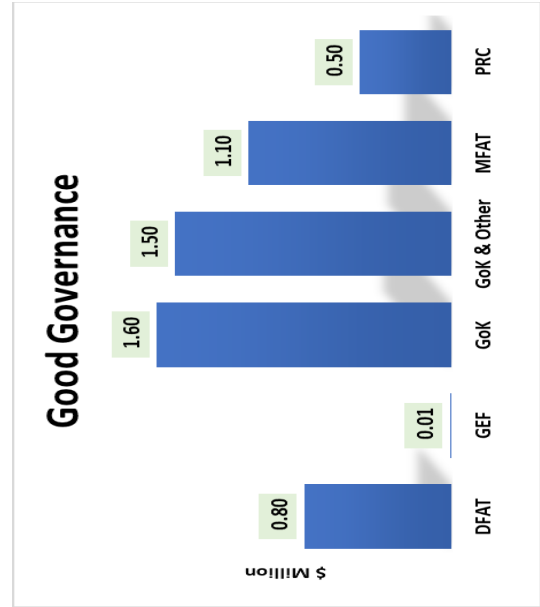
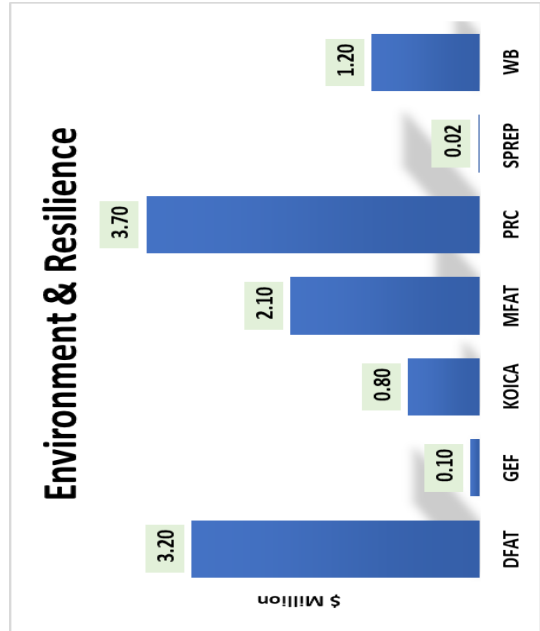
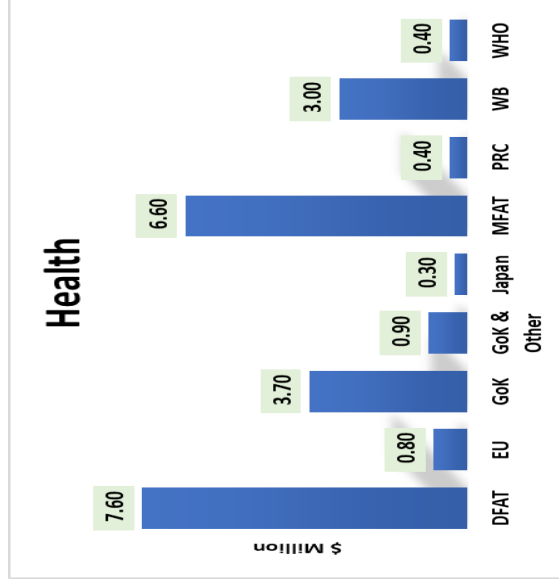
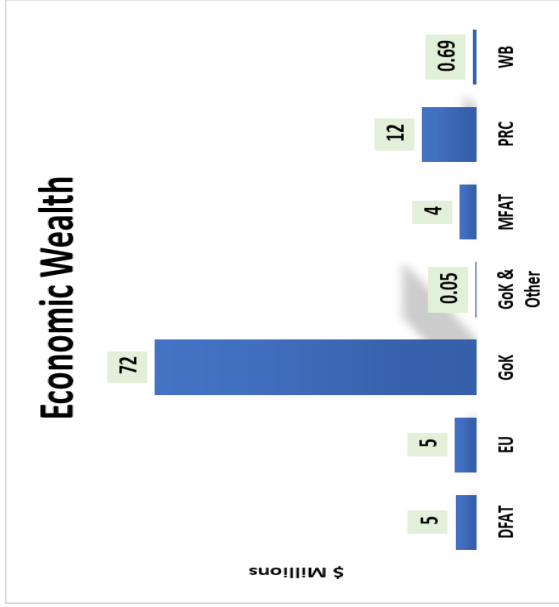
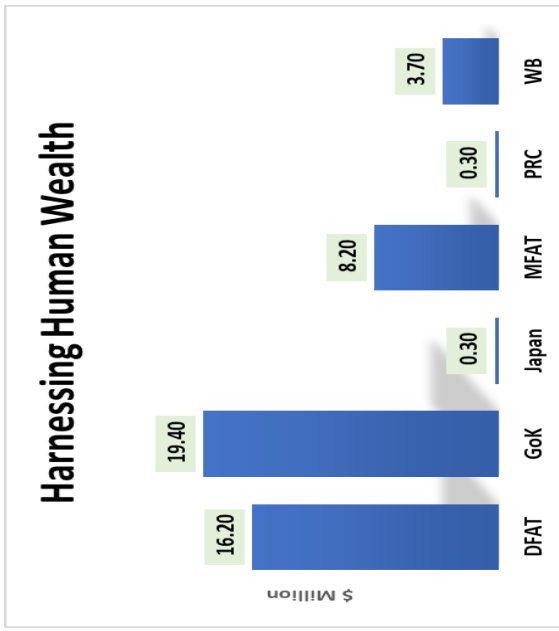


TABLE 1: DEVELOPMENT BUDGET OVERVIEW

Element	2023 Budget \$	Share of GDP %	Share of Total Budget %	Excluding Social Protection \$	Share of Total Budget %
Local Contribution to the Development Fund	106,336,733	34%	38%	38,736,733	18%
<i>Copra Subsidy</i>	28,000,000	9%	10%	-	-
<i>Support for the Unemployed</i>	30,100,000	10%	11%	-	-
<i>Leave Grant for Non-ER posts</i>	9,500,000	3%	3%	-	-
<i>Projects and Grants</i>	38,736,733	12%	14%	38,736,733	18%
Donor Contribution	171,225,484	55%	62%	171,225,484	82%
Total Development Fund	277,562,217			209,962,217	
Total proportion of GDP (%)	89%			68%	
By Region					
National	207,429,256	67%	75%	139,829,256	50%
Gilbert Group	64,518,578	21%	23%	64,518,578	23%
Line and Phoenix	5,614,383	2%	2%	5,614,383	2%
By KV20 Pillars					
Wealth	175,965,746	57%	63%	108,365,746	39%
Peace & Security	9,425,732	3%	3%	9,425,732	3%
Infrastructure	85,362,483	27%	31%	85,362,483	31%
Governance	6,808,256	2%	2%	6,808,256	2%
By KDP Sectors					
Harnessing Human Wealth	48,297,187	16%	17%	48,297,187	17%
Economic Wealth	97,382,555	31%	35%	29,782,555	11%
Health	23,910,242	8%	9%	23,910,242	9%
Environment & Resilience	11,275,008	4%	4%	11,275,008	4%
Good Governance	5,979,742	2%	2%	5,979,742	2%
Developing Infrastructure	90,717,483	29%	33%	90,717,483	33%
By Ministry					
Ministry of Finance and Economic Development	73,688,332	24%	27%	36,188,332	13%
Ministry of Infrastructure and Sustainable Energy	53,822,725	17%	19%	53,822,725	19%
Ministry of Women, Youth, Sport and Social Affair	35,314,890	11%	13%	5,214,890	2%
Ministry of Education	25,848,062	8%	9%	25,848,062	9%
Ministry of Health and Medical Services	24,064,736	8%	9%	24,064,736	9%
Other	64,823,472	21%	23%	64,823,472	23%
By System					
GOK System	126,357,377	41%	46%	58,757,377	21%
Donor System	151,204,840	49%	54%	151,204,840	54%
Donor Composition					
				Share of Donor	
Government of Kiribati	106,336,733	34%	38%	-	62%
Peoples Republic of China	35,909,500	12%	13%	-	21%
Department of Foreign Affairs and Trade	35,824,117	12%	13%	-	21%
Ministry of Foreign Affairs and Trade	26,613,672	9%	10%	-	16%
World Bank	22,882,926	7%	8%	-	13%
Asian Development Bank	22,051,053	7%	8%	-	13%
Green Climate Finance	11,127,012	4%	4%	-	6%
European Union	8,839,988	3%	3%	-	5%
Japan	6,627,322	2%	2%	-	4%
Other	1,349,895	0%	0%	-	1%
	Total Number	2022 Remaining Balance	2023 New Pledges	Total	Share of GDP
Total Projects	974	101,507,004	277,562,217	379,069,221	122%

TABLE 2A: MINISTRY DEVELOPMENT BUDGET BY REGION 2023

Ministry Code	Ministry	Gilberts Group	Line & Phoenix	National	Grand Total
09	Office of Te Beretitenti	1,250,000		7,515,859	8,765,859
10	Public Service Office			7,932,651	7,932,651
11	Judiciary				
12	Kiribati Police Service				
13	Public Service Commission				
14	Ministry of Foreign Affairs and Immigration	317,118			317,118
15	Ministry of Internal Affairs	1,000,000		19,486	1,019,486
16	Ministry of Environment, Lands and Agricultural Development	225,000		4,144,016	4,369,016
17	Maneaba ni Maungatabu				
18	Ministry of Tourism, Commerce, Industry and Cooperatives			2,845,310	2,845,310
20	Office of the Attorney General				
21	Ministry of Fisheries and Marine Resource Development			14,432,381	14,432,381
22	Ministry of Health and Medical Services	3,450,000		20,614,736	24,064,736
23	Ministry of Education	340,000		25,508,062	25,848,062
24	Ministry of Information, Communication and Transport	2,600,000		4,715,647	7,315,647
25	Ministry of Finance and Economic Development	6,182,000		67,506,332	73,688,332
26	Ministry of Women, Youth, Sport and Social Affairs	300,000		35,014,890	35,314,890
27	Ministry of Infrastructure and Sustainable Energy	39,814,838		14,007,887	53,822,725
28	Ministry of Employment and Human Resources	7,746,833		3,000,000	10,746,833
29	Ministry of Line and Phoenix Island Development	982,789	5,614,383		6,597,172
37	Ministry of Justice	310,000		172,000	482,000
	Grand Total	64,518,578	5,614,383	207,429,256	277,562,217

TABLE 2B: MINISTRY DEVELOPMENT BUDGET BY KV20 PILLAR 2023

Ministry Code	Ministry	Wealth	Peace and Security	Infrastructure	Governance	Grand Total
9	Office of Te Beretitenti	4,100,000	4,662,499	3,360		8,765,859
10	Public Service Office	7,932,651				7,932,651
11	Judiciary					
12	Kiribati Police Service					
13	Public Service Commission					
14	Ministry of Foreign Affairs and Immigration		317,118			317,118
15	Ministry of Internal Affairs	19,486		1,000,000		1,019,486
16	Ministry of Environment, Lands and Agricultural Development	4,130,901	238,115			4,369,016
17	Maneaba ni Maungatabu					
18	Ministry of Tourism, Commerce, Industry and Cooperatives	1,195,310		1,650,000		2,845,310
20	Office of the Attorney General					
21	Ministry of Fisheries and Marine Resource Development	14,432,381				14,432,381
22	Ministry of Health and Medical Services	15,074,557	3,350,000	5,640,179		24,064,736
23	Ministry of Education	25,848,062				25,848,062
24	Ministry of Information, Communication and Transport	79,427	448,000	5,688,220	1,100,000	7,315,647
25	Ministry of Finance and Economic Development	56,933,832		14,072,500	2,682,000	73,688,332
26	Ministry of Women, Youth, Sport and Social Affairs	32,676,634	100,000		2,538,256	35,314,890
27	Ministry of Infrastructure and Sustainable Energy	316,000		53,190,725	316,000	53,822,725
28	Ministry of Employment and Human Resources	10,746,833				10,746,833
29	Ministry of Line and Phoenix Island Development	2,479,672		4,117,500		6,597,172
37	Ministry of Justice		310,000		172,000	482,000
	Grand Total	175,965,746	9,425,732	85,362,483	6,808,256	277,562,217

TABLE 2C: MINISTRY DEVELOPMENT BUDGET BY KDP SECTOR 2023

Ministry Code	Ministry	Harnessing Human Wealth	Economic Wealth	Health	Environment & Resilience	Good Governance	Developing Infrastructure	Grand Total
09	Office of Te Beretitenti		2,050,000		6,054,499	658,000	3,360	8,765,859
10	Public Service Office	7,932,651						7,932,651
11	Judiciary							
12	Kiribati Police Service							
13	Public Service Commission							
14	Ministry of Foreign Affairs and Immigration		317,118					317,118
15	Ministry of Internal Affairs					19,486	1,000,000	1,019,486
16	Ministry of Environment, Lands and Agricultural Development				4,369,016			4,369,016
17	Maneaba ni Maungatabu							
18	Ministry of Tourism, Commerce, Industry and Cooperatives		1,195,310				1,650,000	2,845,310
20	Office of the Attorney General							
21	Ministry of Fisheries and Marine Resource Development	3,866,403	5,014,485	17,624,557	51,493		5,500,000	14,432,381
22	Ministry of Health and Medical Services			800,000			5,640,179	24,064,736
23	Ministry of Education	25,751,300		96,762				25,848,062
24	Ministry of Information, Communication and Transport		1,627,427				5,688,220	7,315,647
25	Ministry of Finance and Economic Development		53,433,832	4,000,000		2,182,000	14,072,500	73,688,332
26	Ministry of Women, Youth, Sport and Social Affairs		31,470,500	1,206,134		2,638,256		35,314,890
27	Ministry of Infrastructure and Sustainable Energy		777,000				53,045,725	53,822,725
28	Ministry of Employment and Human Resources							
29	Ministry of Line and Phoenix Island Development	10,746,833	1,496,883	982,789			4,117,500	10,746,833
37	Ministry of Justice					482,000		6,597,172
	Grand Total	48,297,187	97,382,555	23,910,242	11,275,008	5,979,742	90,717,483	277,562,217

TABLE 3: DEVELOPMENT BUDGET BY DONOR (2021-2026)

Donor	Total Project Cost	Accumulated Bal up to 2021	2022 Budget	2022 RevBudget	2022 Warrant	2022 Remaining Unwarranted	2023 Budget	2024 Est.	2025 Est.	2026 Est
ACIAR	282,182	23,001		235,711	212,445	46,266				
ADB	252,349,910	364,606	49,700,000	76,852,088	8,233,498	3,080,977	22,051,053	21,363,935	22,011,080	17,702,154
CF	1,425			1,425		1,425				
CLGF	298,293	25,839			8,458	25,839				
CND	315,767	(19,672)			39,970	(28,130)				
CoA	39,970			39,970						
COL	22,424	1,284		2,069	2,000	1,353				
ComSec	2,865	(496)				(496)				
CSIRO	52,619	23,178			6,245	16,933				
CTA	32,134	11,259				11,259				
DC	22,729	14,138		7,090		14,138				
DFAT	196,058,876	8,340,020	28,841,057	24,797,563	3,738,667	5,974,189	35,824,117	26,650,520	15,442,030	
EU	37,871,455	183,309	10,894,964	3,785,108	470,664	174,267	8,839,988	4,641,446	307,121	
FAO	61,353	14,128		5,844	6,132	13,840				
FFA	94,530	30,186				30,186				
FHF	899,045	268,431		18,856	237,772	49,514				
FRG	14,485	(22)				(22)				
GCF	43,275,957			16,333,671			11,127,012	6,013,150	4,758,943	2,029,252
GEF	55,933,812	118,044	14,120,425	135,098	246,122	7,019	125,995	104,435	15,589	
GoK	574,218,716	57,389,086	92,109,287	107,222,244	102,613,877	61,997,454	103,878,599	119,128,599	119,428,599	119,328,599
GoK & DFAT	603,252	204,517			204,112	405				
GOK & Other	17,383,241	1,722,200	1,525,000	1,525,000	2,814,388	432,812	2,458,134	1,500,000	1,500,000	1,500,000
GoK & ROK	205,111									
GoK & WB	216,175	74,292				74,292				
GPE	396,569	81,582		62,167	43,600	100,149				
HBF	8,614	8,614			8,614					
HSC	54,686	54,686			54,686					
HSPH	38,945	9,133				9,133				
IFAD	3,553,259	735				735				
IISD	28,137	(18,237)				(18,237)				
IPA	1,681	180				180				
IR	4,432,779	923,914			411,040	512,874				
ISA	41,383			41,383	49,867	(8,484)				
ITU	7,412	5,946				5,946				

Donor	Total Project Cost	Accumulated Bal up to 2021	2022 Budget	2022 RevBudget	2022 Warrant	2022 Remaining Unwarranted	2023 Budget	2024 Est.	2025 Est.	2026 Est
Japan	38,932,892	235,973		5,752,103	286,073	(33,748)	6,627,322	460,526	360,526	360,526
KOICA	2,200,000			200,000			800,000	1,000,000	1,000,000	
KOIL	674,586	674,586				674,586				
Kuwait	261,789	(17,704)				(17,704)				
LDS	204,307			204,307		204,307				
MFAT	134,880,896	17,411,778	25,124,421	19,433,444	11,297,657	7,350,104	26,613,672	28,473,248	7,558,781	3,319,335
MFAT/DFAT	854									
NZN/DC	602,195	61,025		47,378	49,777	58,626				
NZN/GPE	211,306	41,163		115,281	142,847	13,597				
OCTA	25,000	7,124				7,124				
ONOC	68,862			68,862	68,862	()				
OPAGAC	339,849	23,774		209,269	2,787,425	23,774				
Other	84,633,760	15,184,871				12,606,716				
PBF	3,883,495									
PIF	5,520	5,520			5,520					
PIFS	3,211	1,261				1,261				
PIPA	7,683,902	37,215		72,263	72,263	37,215				
PJDP	12,630	10,065				10,065				
PJSI	2,495	1,255				1,255				
PLF	169,944	23,816		59,718	59,717	23,817				
PNA	3,201	1,801				1,801				
PPIU	26,000			26,000	26,000					
PRC	104,774,876	10,816,095	14,000,000	22,790,034	22,587,922	6,506,206	35,409,500	15,337,000	13,670,000	7,500,000
PRC	500,000			500,000	500,000		500,000	500,000	500,000	
QFFD	5,056,297	3,281	2,400,000			3,281				
RF	3,282,155	1,686,512		97,739	201,866	1,582,385				
ROI	1,663,242	132,542				132,542				
ROK	502,242	41,656				41,656				
ROT	124,390	15,758				15,758				
Roto	700			700	700					

Donor	Total Project Cost	Accumulated Bal up to 2021	2022 Budget	2022 RevBudget	2022 Warrant	2022 Remaining Unwarranted	2023 Budget	2024 Est.	2025 Est.	2026 Est.
SCU	61,681	8,252				8,252				
SPBA	8,190			8,190	8,190					
SPC	1,879,165	(251,221)		411,152	433,478	(273,547)				
SPREP	1,782,048	(16,871)	20,540	50,412	49,610	(16,069)	20,540	20,540		
UAE	265,463	264,542				264,542				
UN-C19-MPTF	200,000									
UNDP	5,617,211	64,910	2,291,906	385,819	519,491	(68,762)				
UNEP	2,112,652	47,635	78,748	130,599	461,927	(283,693)				
UNESCAP	123,290	4,591				4,591				
UNESCO	63,426	7,288				7,288				
UNFCCC	26,154	8,067				8,067				
UNFPA	3,696,329	248,215	257,388	257,563	383,052	122,726				
UNICEF (RR)	1,910,908	274,406		100,103	282,664	91,845				
UNODC	35,171			35,171	35,171					
UNSG	500,000		500,000							
USGS	29,882	22,047	3,360		12,124	9,923	3,360	3,360		
VSI	54,970	54,970			49,213	5,757				
WB	161,135,672		20,150,753	14,063,123			22,882,926	37,230,519	49,072,489	50,537,591
WHO	3,883,224	(144,960)	724,409	453,686	63,630	(154,904)	400,000	400,000	400,000	
WMO	53,645	15,901		3,596	16,775	2,722				
WOC	22,006	7,248				7,248				
WOGC	10,189	581				581				
Grand Total	1,763,021,666	116,868,845	262,742,259	296,541,801	159,811,205	101,507,004	277,562,217	262,827,277	236,025,157	202,277,458

Note:

1. GOK & Other represents a combined remaining balance from previous diplomatic ties on commitments the Government of Kiribati (GOK) is now funding. New fundings including 2023 provision and forward year estimates under this donor is solely funded by GOK.
2. To get the total 2023 LCDF, add GOK and GOK & Other budget estimates.
3. This table combines update from both GOK and Donor System detailed out on Table 6 and, Table 7A and 7B.

TABLE 4: DEVELOPMENT BUDGET SUMMARY BY MINISTRY (2021-2026)

Ministry Code	Code	Ministry	Total Project Cost	Accumulated Bal up to 2021	2022 Budget	2022 Rev/Budget	2022 Warrant	2022 Remaining Unwarranted	2023 Budget	2024 Est.	2025 Est.	2026 Est
09	OB	Office of Te Beretitenti	79,077,330	6,993,732	13,538,357	6,112,876	7,439,585	4,801,760	8,765,859	9,555,095	12,168,279	9,213,557
10	PSO	Public Service Office	43,868,582	2,682,521	8,372,219	8,960,524	889,346	3,437,699	7,932,651	7,521,946	3,762,151	986,151
11	Judiciary	Judiciary	267,251	23,114		50,000		23,114				
12	KPS	Kiribati Police Service	1,272,754	26,154	243,958	3,250	3,250	26,154				
13	PSC	Public Service Commission	15,000									
14	MFAI	Ministry of Foreign Affairs and Immigration	6,877,081	2,275,418	255,041	430,241	386,917	1,905,002	317,118	75,500		
15	MIA	Ministry of Internal Affairs	34,091,317	9,684,196	1,043,999	1,261,396	3,174,040	7,771,551	1,019,486	1,019,486	1,015,589	
16	MELAD	Ministry of Environment, Lands and Agricultural Development	43,626,932	871,532	10,311,371	8,019,770	2,278,099	(75,796)	4,369,016	3,116,030	1,876,200	1,293,000
17	MM	Maneaba ni Maungatabu	58,200	40				40				
18	MTIC	Ministry of Tourism, Commerce, Industry and Cooperatives	5,905,054	1,939,364	873,905	1,451,370	1,994,893	215,841	2,845,310	2,580,520	1,286,030	
20	OAG	Office of the Attorney General	224,290	180				180				
21	MFMRD	Ministry of Fisheries and Marine Resource Development	91,374,641	14,222,691	3,682,030	4,453,499	3,799,647	11,758,757	14,432,381	10,105,578	11,397,335	10,061,862
22	MHMS	Ministry of Health and Medical Services	189,048,665	11,211,391	15,830,947	12,739,458	13,054,046	4,596,306	24,064,736	31,260,604	26,877,327	17,529,971
23	MOE	Ministry of Education	133,275,379	11,328,629	21,213,831	29,797,995	23,411,371	7,824,319	25,848,062	25,465,134	19,844,611	19,844,611
24	MICT	Ministry of Information, Communication and Transport	244,245,866	9,900,484	9,372,151	45,474,898	7,165,758	7,274,726	7,315,647	5,709,820	7,611,645	7,136,887
25	MFED	Ministry of Finance and Economic Development	284,331,081	19,735,172	48,800,372	69,489,846	54,211,971	29,552,569	73,688,332	63,670,450	60,422,639	58,713,886
26	MWYSSA	Ministry of Women, Youth, Sport and Social Affairs	76,313,468	6,233,733	35,666,489	35,352,292	31,313,266	9,785,193	35,314,890	34,165,000	33,300,000	31,900,000
27	MISE	Ministry of Infrastructure and Sustainable Energy	434,458,117	17,273,050	78,825,111	58,971,785	8,339,650	10,272,914	53,822,725	49,133,668	50,839,231	44,597,533
28	MEHR	Ministry of Employment and Human Resources	44,153,875	163,990	6,034,140	6,297,053	120,529	65,420	10,746,833	14,070,000	4,000,000	
29	MLPID	Ministry of Line and Phoenix Island Development	48,485,028	2,279,047	8,122,383	7,005,547	2,228,838	2,246,849	6,597,172	4,891,446	1,307,121	1,000,000
37	MOJ	Ministry of Justice	2,051,755	24,408	555,954	670,000		24,408	482,000	487,000	317,000	
		Grand Total	1,763,021,666	116,868,846	262,742,259	296,541,801	159,811,205	101,507,004	277,562,217	262,827,277	236,025,157	202,277,458

Note: This table combines update from both GOK and Donor System detailed out on Table 6 and, Table 7A and 7B.

TABLE 5: TOTAL INVESTMENTS FOR 2022 AND 2023

Min Code	Ministry	No. of Projects	2022 Est Balance	2023 Budget	Total Est Balance
09	OB	65	4,801,760	8,765,859	13,567,619
10	PSO	17	3,437,699	7,932,651	11,370,350
11	JUDICIARY	11	23,114		23,114
12	KPS	6	26,154		26,154
13	PSC	1			
14	MFAI	23	1,905,002	317,118	2,222,120
15	MIA	114	7,771,551	1,019,486	8,791,037
16	MELAD	88	(75,796)	4,369,016	4,293,220
17	MM	1	40		40
18	MTCIC	19	215,841	2,845,310	3,061,151
20	OAG	2	180		180
21	MFMRD	54	11,758,757	14,432,381	26,191,138
22	MHMS	183	4,596,306	24,064,736	28,661,042
23	MOE	62	7,824,319	25,848,062	33,672,381
24	MICT	41	7,274,726	7,315,647	14,590,373
25	MFED	66	29,552,569	73,688,332	103,240,902
26	MWYSSA	70	9,785,193	35,314,890	45,100,083
27	MISE	94	10,272,914	53,822,725	64,095,639
28	MEHR	18	65,420	10,746,833	10,812,253
29	MLPID	28	2,246,849	6,597,172	8,844,021
37	MOJ	11	24,408	482,000	506,408
TOTAL		974	101,507,004	277,562,217	379,069,221

TABLE 6: DEVELOPMENT BUDGET SUMMARY 2021-2026

Financial System Used	Total Project Cost	Accumulated Bal up to 2021	2022 Budget	2022 RevBudget	2022 Warrant	2022 Est Balance	2023 Budget	2024 Est.	2025 Est.	2026 Est
GoK System	849,223,028	116,868,845	116,789,532	146,265,517	159,811,205	101,507,004	126,357,377	135,921,033	132,324,263	121,542,805
Donor System	913,798,637		145,952,727	150,276,284			151,204,840	126,906,245	103,700,894	80,734,653
Grand Total	1,763,021,666	116,868,845	262,742,259	296,541,801	159,811,205	101,507,004	277,562,217	262,827,277	236,025,157	202,277,458

Note

1. This table summarizes the total investment fund received and estimated to be received for the country
2. For information, the financial system used refers to how investment funds are received in the country
3. GOK System stands for investment funds, received in the No. 3 & No. 4 Account, and managed by Ministry of Finance and Economic Development
4. Donor System refers to project funds, invested in the country but managed by donors or their agencies, such as KFSU and IFAD to mention a few

GoK SYSTEM

TABLE 7A: DEVELOPMENT BUDGET BY MINISTRY 2021-2026 GOK SYSTEM

Code	Project Title	Donor	Implementing Agency	Donor Grouping	Financial System Used	Total Project Cost	Accumulated Bal up to 2021	2022 Budget	2022 RevBudget	2022 Warrant	2022 Est Balance	2023 Budget	2024 Est.	2025 Est.	2026 Est
09 – OFFICE OF TE BERETTENTI															
0904D027	Improving Climate Change Services	DFAT		DFAT	GoK	25,121	4,427	750,000			4,427	750,000	750,000		
0905K013	DFAT-Emergency response to affected Islands in the Southern Kiribati	DFAT		DFAT	GoK	49,985	29,788			29,788					
	DFAT TOTAL					75,106	34,215	750,000		29,788	4,427	750,000	750,000		
0902I075	Upgrading of Cabinet Facilities and State Guest House	GoK		GoK	GoK	95,774	7,122				7,122				
0901F009	Reconstruction of Damaged Seawall	GoK		GoK	GoK	2,902,600									
0901L015	Upgrading of State House	GoK		GoK	GoK	1,400,000	1,305,679				1,305,679				
0901F122	COP 21	GoK		GoK	GoK	459,677									
0901M044	Short Term Technical Assistant for OAG's Legal Service	GoK		GoK	GoK	382,000		382,000		382,000					
	GoK TOTAL					5,240,051	1,312,801	382,000	382,000	382,000	1,312,801				
0901F112	Rehabilitation of the Aftermath of Cyclone PAM	MFAT		MFAT	GoK	48,870	10,232				10,232				
0905M005	Land Reclamation Project Management Design	MFAT		MFAT	GoK	10,846	10,846			10,846					
0901M065	Support to the Photography competition for the Resilience Week	MFAT		MFAT	GoK	210			210	210					
0905K010	Emergency response to affected Islands in the Southern Kiribati	MFAT		MFAT	GoK	40,432	19,725			18,365	1,359				
	MFAT TOTAL					100,358	40,803		210	29,421	11,591				
0904F100	Seismic Station Support	USGS		Others	GoK	19,959	12,124	3,360		12,124	(0)	3,360	3,360		
0901F094	Reconstruction from Disaster (Winston Oil Company)	WOC		Others	GoK	22,006	7,248				7,248				
0901F077	Reconstruction from disaster (UAE)	UAE		Others	GoK	265,463	264,542				264,542				
0901J028	National Adaptation Plan Global Network	IISD		Others	GoK	28,137	(18,237)				(18,237)				
0901F078	Reconstruction from Disaster (Kuwait)	Kuwait		Others	GoK	261,789	(17,704)				(17,704)				
0905M072	KNEG meeting reimbursement	CF		Others	GoK	1,425			1,425		1,425				
0904M069	Kiribati early action rainfall (EAR) watch expansion	CoA		Others	GoK	39,970				39,970					
0904L069	Support fund for Maintenance Seismic stations in Tarawa & Kanton	USGS		Others	GoK	9,924	9,924				9,924				
	Others TOTAL					648,673	257,896	3,360	41,395	52,094	247,197	3,360	3,360		

Code	Project Title	Donor	Implementing Agency	Donor Grouping	Financial System Used	Total Project Cost	Accumulated Bal up to 2021	2022 Budget	2022 RevBudget	2022 Warrant	2022 Est Balance	2023 Budget	2024 Est.	2025 Est.	2026 Est
0901K035	Kiribati National Day Support	PRC		PRC	GoK	315,000	9,306		100,000	100,000	9,306				
0901K028	Small Grant	PRC		PRC	GoK	6,150,000	374,222	2,050,000	2,050,000	2,151,000	273,222	2,050,000	2,050,000	2,050,000	2,050,000
0901K049	Disaster Resilience Fund	PRC		PRC	GoK	6,150,000	2,060,890	2,050,000	2,050,000	4,110,887	3	2,050,000	2,050,000	2,050,000	2,050,000
0901M058	Ministerial Tour Commitments	PRC		PRC	GoK	500,000		500,000	500,000	500,000		500,000	500,000	500,000	500,000
0905M070	COP27	PRC		PRC	GoK	10,000		10,000	10,000		10,000				
0901M049	PRC Support to Kiribati in response to the state of disaster - Drought	PRC		PRC	GoK	60,000		60,000	60,000		60,000				
	PRC TOTAL					13,185,000	2,444,417	4,100,000	4,770,000	6,861,887	352,530	4,600,000	4,600,000	4,600,000	4,600,000
0905I005	Support for MV Butiraoti disaster	Other		Other	GoK	30,000	18,523				18,523				
0901I015	South Tarawa Civic engagement and Beautification project	Other		Other	GoK	1,000,000	1,000,000				1,000,000				
0901I027	Small Community Project Fund (Small Grant)	Other		Other	GoK	9,300,000	39,892				39,892				
0901I262	Disaster Management & Coastal Protection	Other		Other	GoK	12,043,743	1,552,841				1,552,841				
0901I005	Support for MV Butiraoti disaster	Other		Other	GoK	30,000	30,000				30,000				
0901H064	Independence Organising Committee	Other		Other	GoK	54,510	2,697				2,697				
0901H094	COP23	Other		Other	GoK	63,610	22,813			22,813					
0901I104	Ministerial Tour	Other		Other	GoK	250,000	157,340				157,340				
	Other TOTAL					22,771,863	2,824,106			22,813	157,340				
0901G090	Building safety and resilience in the Pacific - Kiribati	SPC		SPC	GoK	515,131	11				11				
0904K023	Impact based Forecasting for Coastal Inundation, South Tarawa	SPC		SPC	GoK	2,165	(1,735)				(1,735)				
	SPC TOTAL					517,296	(1,724)			44,807	(1,724)				
0901I923	World Weather Watch	SPREP		SPREP	GoK	315,407	16,702	20,540	35,931	44,807	7,826	20,540	20,540		
0905M080	Support to COP27 Preparatory	SPREP		SPREP	GoK	14,481			14,481		14,481				
0904I029	Support to World MET Day celebration	SPREP		SPREP	GoK	4,071	2,603				2,603				
	SPREP TOTAL					333,859	19,305	20,540	50,412	44,807	24,909	20,540	20,540		
0901I023	Mainstreaming Climate change into the Kiribati Vision 20 Project	QFFD		QFFD	GoK	256,297	3,281				3,281				
	QFFD TOTAL					256,297	3,281				3,281				
0901I023	LEG35 Meeting	UNFCCC		UN System	GoK	26,154	8,067				8,067				
0901I017	Disaster Resilience in Pacific -SIDS (RESPAC)	UNDP		UN System	GoK	55,862	9,649				9,649				
0901H002	UNESCAP Pacific Climate change migration	UNESCAP		UN System	GoK	37,910	(2,238)				(2,238)				
0901I100	Small Scale Funding Agreement	UNEP		UN System	GoK	38,782	9,644				9,644				
0901I070	High Level Consultant for update or legislation for disasters and climate change	WHO		UN System	GoK	14,495	14,017				14,017				
0905K008	Conduct of Integrated Vulnerability Assessment on Nikunau and Arorae Islands	WHO		UN System	GoK	21,188	(1,511)				(1,511)				
0904K079	Support to the development of KMS Strategic and Implementation Plan 2021-2025	WMO		UN System	GoK	19,304	12,562			11,220	1,343				
0905I070	Finalization of Kiribati National Tsunami Support Plan	UNESCO		UN System	GoK	3,185	1,488				1,488				
0905I014	Strengthening emergency and risk management mechanism	UNICEF (RR)		UNICEF	GoK	10,224	3,616				3,616				
0904I047	Funding support for KMS Conference system	WMO		UN System	GoK	13,950									
0904I048	Wave Buoy Deployment	WMO		UN System	GoK	3,429	1,380				1,380				
0904I059	Financial support in developing Meteorological Bill Consultation	WMO		UN System	GoK	16,962	1,959		3,596	5,555	(0)				
	UN SYSTEM TOTAL					261,445	58,633	4,873,900	3,596	16,775	45,454	5,373,900	5,373,900	4,600,000	4,600,000
	OB SUBTOTAL					43,389,948	6,993,732	4,873,900	5,247,613	7,439,585	4,801,760	5,373,900	5,373,900	4,600,000	4,600,000

Code	Project Title	Donor	Implementing Agency	Donor Grouping	Financial System Used	Total Project Cost	Accumulated Bal up to 2021	2022 Budget	2022 RevBudget	2022 Warrant	2022 Est Balance	2023 Budget	2024 Est.	2025 Est.	2026 Est
10 - PUBLIC SERVICE OFFICE															
1001K006	Pacific Regional Conference on Anti Corruption	DFAT		DFAT	GoK	49,985	6				6				
	DFAT TOTAL					49,985	6				6				
10029156	Local Training	GoK		GoK	GoK	1,598,619	310,349	132,873	132,873		443,222	132,873	132,873	132,873	132,873
10029157	Overseas Training	GoK		GoK	GoK	3,413,522	718,679	427,024	427,024	427,024	718,679	427,024	427,024	427,024	427,024
10021097	Overseas Short-term training	GoK		GoK	GoK	7,688,966	334,483	156,322	156,322		490,805	156,322	156,322	156,322	156,322
1002H081	Review of Public Service pay scales	GoK		GoK	GoK	500,000	15,000				15,000				
1001E093	Housing Development Phase II - Bairiki	GoK		GoK	GoK	4,180,000	700,000	700,000			1,400,000				
1001K002	Pacific Regional Conference on Anti Corruption	GoK		GoK	GoK	262,272	64,017			64,017					
LCDF2023_1	PSO Graduate Scheme	GoK		GoK	GoK	269,932						269,932	269,932	269,932	269,932
	GoK TOTAL					10,999,311	2,142,528	1,416,219	1,416,219	491,041	3,067,706	986,151	986,151	986,151	986,151
10021350	Reimbursement Scheme In-Country Courses	MFAT		MFAT	GoK	1,353,815	64,899				64,899				
DNR00164 (Donor System)	Housing Development Phase 1 and 2	MFAT		MFAT	GoK			700,000							
	MFAT TOTAL					1,353,815	64,899	700,000			64,899				
1001K048	In Service Training	PRC		PRC	GoK	510,000	296,942	170,000	170,000	340,000	126,942	170,000	170,000	170,000	170,000
1001M055	Eleventh Conference of the State Parties to the UNTOC, Vienna Austria	PRC		PRC	GoK	23,134			23,134	23,134					
	PRC TOTAL					533,134	296,942	170,000	193,134	363,134	126,942	170,000	170,000	170,000	170,000
10023946	In-Service Training	Other		Other	GoK	1,105,000	178,147				178,147				
	Other TOTAL					1,105,000	178,147				178,147				
1003M048	Supporting outreach and advocacy events with PSO	UNODC		Others	GoK	35,171			35,171	35,171					
	OTHERS TOTAL					35,171			35,171	35,171					
	PSO SUBTOTAL					14,070,416	2,682,521	2,286,219	1,644,524	889,346	3,437,699	1,156,151	1,156,151	1,156,151	986,151
11 - JUDICIARY															
1101G021	Judiciary Enabling Rights Outreach (Kiribati)	DFAT		DFAT	GoK	85,383	(3,333)				(3,333)				
1102H114	Lay Magistrate training Workshop at Line Islands	DFAT		DFAT	GoK	8,190	2,730				2,730				
11024678	Child Protection/Lay Magistrate Training Workshop	DFAT	UNICEF	UN System	GoK	78,582			50,000						
	DFAT TOTAL					172,155	(603)		50,000		(603)				
11021060	Certificate in Justice	MFAT		MFAT	GoK	42,111	10,675				10,675				
11021006	Local Orientation workshop	MFAT		MFAT	GoK	10,970	(4,981)				(4,981)				
1103H110	Second National Conference & Training to Judiciary	MFAT		MFAT	GoK	13,008	2,165				2,165				
1101J104	Kiribati Judiciary Awareness	MFAT		MFAT	GoK	10,322	4,429				4,429				
11021042	Human right training for Magistrate and Court Clerks	MFAT		MFAT	GoK	3,560	110				110				
	MFAT TOTAL					79,970	12,397				12,397				
1101E226	Sixth National Co-ordinators Leadership Workshop, Cook Islands	PIDP		Others	GoK	2,748	1,448				1,448				
1103K085	Diploma in Justice	PJSI		Others	GoK	2,495	1,255				1,255				
1101E227	Enabling Rights and Delay Reduction Workshops	PIDP		Others	GoK	9,882	8,617				8,617				
	Others TOTAL					15,125	11,320				11,320				
	JUDICIARY SUBTOTAL					267,251	23,114	50,000			23,114				

Code	Project Title	Donor	Implementing Agency	Donor Grouping	Financial System Used	Total Project Cost	Accumulated Bal up to 2021	2022 Budget	2022 RevBudget	2022 Warrant	2022 Est Balance	2023 Budget	2024 Est.	2025 Est.	2026 Est
12 - KIRIBATI POLICE SERVICE															
1201E024	Support to DVSO Unit	DFAT		DFAT	GoK	143,681	582				582				
1201M059	Child protection raising awareness intervention- national independence celebration	DFAT	UNICEF	UN System	GoK	3,250		3,250		3,250					
12014678	Child Protection	DFAT	UNICEF	UN System	GoK	281,105	16,417				16,417				
1204G085	Maintenance of SAR vessel	MFAT		MFAT	GoK	428,036	16,999	3,250		3,250	16,999				
						9,970	9,155				9,155				
	KPS SUBTOTAL					438,006	26,154	3,250	3,250	3,250	26,154				
13 - PUBLIC SERVICE COMMISSION															
1301I010	Maneaba ni Maungatabu Tribunal Salaries	GoK		GoK	GoK	15,000									
	PSC SUBTOTAL					15,000									
14 - MINISTRY OF FOREIGN AFFAIRS AND IMMIGRATION															
1401L013	Emergency Humanitarian Response - Direct support to GoK's Covid19 response- repatriation	DFAT		DFAT	GoK	299,985	234,429			234,429	(1)				
1401K038	Government Prioritization Retreat	DFAT		DFAT	GoK	2,250	2,250				2,250				
1401L063	Support for the Formulation of the Kiribati Foreign Policy Secondment of I-Kiribati National at the Office of the General Assembly	DFAT		DFAT	GoK	39,985	24,546				24,546				
1401L065		DFAT		DFAT	GoK	158,700	107,689		158,700	32,307	75,382				
	DFAT TOTAL					500,920	368,913		158,700	266,736	102,178				
1403C020	Procurement of vehicle for Kiribati High Commission Fiji	GoK		GoK	GoK	64,837	()				()				
1401L002	Support to eligible stranded nationals	GoK		GoK	GoK	1,344,995	29,844				29,844				
14024380	Passport Revolving Fund	RF		GoK	GoK	2,879,525	1,667,874			91,500	1,576,374				
	GoK TOTAL					4,289,357	1,697,718			91,500	1,606,218				
1405E089	Kiribati Internship Programme at New York Mission	MFAT		MFAT	GoK	110,066	(120,678)				(120,678)				
1401K068	Government Prioritization Retreat	MFAT		MFAT	GoK	4,985	4,985				4,985				
1401L058	Support for a UN Affairs and Communications Officer position	MFAT		MFAT	GoK	16,684	12,181			12,181					
	MFAT TOTAL					131,735	(108,511)			12,181	(115,692)				
1401K063	Kiribati Government Prioritization Retreat	PRC		PRC	GoK	8,000	8,000				8,000				
1401M026	Support for Desk Officer Position within the Asia Pacific Division- MFAI	PRC		PRC	GoK	16,500		16,500		16,500					
1401L001	Stranded Nationals Repatriation	PRC		PRC	GoK	129,049	1,914				1,914				
	PRC TOTAL					153,549	9,914		16,500	16,500	9,914				

Code	Project Title	Donor	Implementing Agency	Donor Grouping	Financial System Used	Total Project Cost	Accumulated Bal up to 2021	2022 Budget	2022 RevBudget	2022 Warrant	2022 Est Balance	2023 Budget	2024 Est.	2025 Est.	2026 Est
1404D041	Establishment of Kiribati Missions	Other		Other	GoK	338,000	204,817				204,817				
1401I033	Betio Sport Complex Resurfacing Work	Other		Other	GoK	137,580	43,025				43,025				
1401I053	Support to National Day Preparation	Other		Other	GoK	195,000	20,059				20,059				
1401I069	Support to Kiribati Youth Participation UNGA NY	Other		Other	GoK	7,159	236				236				
1401I063	Intergovernmental Conference on Biodiversity	Other		Other	GoK	36,418	17,655				17,655				
1401F107	High Level Meeting on Climate Induced Migration	Other		Other	GoK	100,460	4,503				4,503				
	Other TOTAL					814,617	290,295				290,295				
1401I066	Supporting the Pacific voice on Climate Change	UNESCAP		UN System	GoK	45,251	10,248				10,248				
	UN SYSTEM TOTAL					45,251	10,248				10,248				
1401I060	National Consultation for the Blue Pacific 2050 Strategy	PIFS		Others	GoK	3,211	1,261				1,261				
1401I113	Mauri Wear	WOGC		Others	GoK	10,189	581				581				
	OTHERS TOTAL					13,400	1,842				1,842				
	MFAI SUBTOTAL					5,948,830	2,275,418		175,200	386,917	1,905,002				
15 - MINISTRY OF INTERNAL AFFAIRS															
15039175	Financial Management and Local Government	CLGF		Others	GoK	163,578	40,192				40,192				
1503C012	Voters Educ Women in Local Government	CLGF		Others	GoK	45,145	24,259				24,259				
1503C018	Roll Out Training for Outer Islands	CLGF		Others	GoK	76,819	(38,442)				(38,442)				
1503D112	Local Govern't Election Act Review	CLGF		Others	GoK	12,751	(170)				(170)				
	OTHERS TOTAL					298,293	25,839				25,839				
1503I008	Participatory Slum Upgrading Program (PSUP)	EU		EU	GoK	53,584	11,891		28,743	40,634					
	EU TOTAL					53,584	11,891		28,743	40,634					
1502F012	Upgrading of Social Facilities in the O.I	GoK		GoK	GoK	1,064,948	32,849				32,849				
1502F061	Tab-South Council house	GoK		GoK	GoK	45,000	5,009				5,009				
1502F060	Maiana council house	GoK		GoK	GoK	45,000	21,689				21,689				
1503I027	ICH Workshop	GoK		GoK	GoK	12,525	1,239				1,239				
1502F042	Construction of Banaba Ramp	GoK		GoK	GoK	600,000	510,939				510,939				
1503I001	Islet boat	GoK & Other		GoK	GoK	2,236,824	246,232			246,429	(197)				
1505G019	12th Pacific Festival of Arts and Culture tbb in Guam	GoK		GoK	GoK	221,782									
1502F133	Maman Kaburara Causeway (Abemama)	GoK		GoK	GoK	120,000	45,657			38,028	7,629				
	GoK TOTAL					4,346,079	863,612			284,457	579,155				

Code	Project Title	Donor	Implementing Agency	Donor Grouping	Financial System Used	Total Project Cost	Accumulated Bal up to 2021	2022 Budget	2022 RevBudget	2022 Warrant	2022 Est Balance	2023 Budget	2024 Est.	2025 Est.	2026 Est
1502I017	TUC Garbage Truck	Japan	GoK	Japan	GoK	62,642	3,370				3,370				
1502I016	BTC Garbage Truck	Japan	GoK	Japan	GoK	62,642	6,370				6,370				
	Japan TOTAL					125,283	9,739				9,739				
1503H007	Solid Waste Management - UDP Phase II (MIA)	MIFAT	GoK	MIFAT	GoK	197,543	97,607			89,607	8,000				
1504I052	National Cultural Day 2019 - Additional Supporting Fund	MIFAT	GoK	MIFAT	GoK	1,600									
	MIFAT TOTAL					199,143	97,607			89,607	8,000				
1502K034	Upgrading of Social Facilities	PRC	GoK	PRC	GoK	3,000,000	1,312,530	1,000,000	1,000,000	1,917,651	394,879	1,000,000	1,000,000	1,000,000	1,000,000
	PRC TOTAL					3,000,000	1,312,530	1,000,000	1,000,000	1,917,651	394,879	1,000,000	1,000,000	1,000,000	1,000,000
1502I055	Banaba Maneaba on South Tarawa	Other	GoK	Other	GoK	93,810	89,568			57,159	32,409				
1502I129	Upgrading of Social Facilities in the O.I	Other	GoK	Other	GoK	9,944,501	38,583				38,583				
1502H019	Upgrading of Island Council Maneaba - TUC	Other	GoK	Other	GoK	40,000	6,747			6,747					
1502H016	Upgrading of Island Council Maneaba - Marakel	Other	GoK	Other	GoK	43,810	5,930				5,930				
1502H032	Upgrading of Island Council Maneaba - Arorae	Other	GoK	Other	GoK	43,810	26,422			8,868	17,554				
1502H028	Upgrading of Island Council Maneaba - Onotoa	Other	GoK	Other	GoK	43,810	1,490				1,490				
1502H030	Upgrading of Island Council Maneaba - Nikunau	Other	GoK	Other	GoK	43,810	7,467				7,467				
1502H062	TUC Garage Tools & Extension of Workshop	Other	GoK	Other	GoK	62,339	6,067			6,066	1				
1502H015	Upgrading of Island Council Maneaba - Butaritari	Other	GoK	Other	GoK	43,810	23,131				23,131				
1502H031	Upgrading of Island Council Maneaba - Tamana	Other	GoK	Other	GoK	43,810	22,107				22,107				
1502H017	Upgrading of Island Council Maneaba - Abaiang	Other	GoK	Other	GoK	43,810	16,683				16,679				
1502H022	Upgrading of Island Council Maneaba - Kuria	Other	GoK	Other	GoK	43,810	18,745			5,004	18,745				
1502H023	Upgrading of Island Council Maneaba - Aranuka	Other	GoK	Other	GoK	43,810	24,955			7,367	17,588				
1502H024	Upgrading of Island Council Maneaba - Abemama	Other	GoK	Other	GoK	43,810	4,725				4,725				
1502H026	Upgrading of Island Council Maneaba - Tab-North	Other	GoK	Other	GoK	43,810	8,469				8,469				
1502H029	Upgrading of Island Council Maneaba - Beru	Other	GoK	Other	GoK	43,810	34,397			34,397	()				
1502H067	Construction of Tabuaeran Maneaba	Other	GoK	Other	GoK	70,000	1,135				1,135				
1502H021	Upgrading of Island Council Maneaba - Maiana	Other	GoK	Other	GoK	43,810	9				9				
1502H018	Upgrading of Island Council Maneaba - ETC	Other	GoK	Other	GoK	43,810	5,551				5,551				
1502H068	Construction of Teraina Maneaba	Other	GoK	Other	GoK	70,000	3,072				3,072				
1502E184	Te Umwanibong Maneaba	Other	GoK	Other	GoK	62,102	3,969				3,969				
1502I055	Buota Maneaba Supplementary	Other	GoK	Other	GoK	26,860	4,808				4,808				
1502E030	Clearance of Banaba Maneaba Site	Other	GoK	Other	GoK	40,000	39,980				39,980				
1502C023	Beru Commercial Vessel / Guest House	Other	GoK	Other	GoK	369,804	365,147			13,483	351,664				
15024831	Onotoa New Council Office	Other	GoK	Other	GoK	189,558	19,748			13,000	6,748				
15024629	Tamana New Council Office	Other	GoK	Other	GoK	190,986	11,875				11,875				
15034230	Teraina New Council Office	Other	GoK	Other	GoK	149,010	81,821				81,821				
1502I022	Maiana new council office supplementary	Other	GoK	Other	GoK	172,981	148,768			107,718	41,050				
15024490	Nonouti Council Living Quarters	Other	GoK	Other	GoK	230,860	48,535			13,274	35,261				
15023934	Tabuaeran Housing Project	Other	GoK	Other	GoK	94,500	19,822				19,822				

Code	Project Title	Donor	Implementing Agency	Donor Grouping	Financial System Used	Total Project Cost	Accumulated Bal up to 2021	2022 Budget	2022 Rev/Budget	2022 Warrant	2022 Est Balance	2023 Budget	2024 Est.	2025 Est.	2026 Est.
15024794	Teraina Housing Project	Other		Other	GoK	213,400	124,497				87,379				
15029068	Abemama Guest House	Other		Other	GoK	157,924	(33,096)				(33,096)				
15029009	Tab.North Guest House	Other		Other	GoK	147,810	386			37,119					
15029178	Tab.South Guest House	Other		Other	GoK	13,200	709				709				
15029008	Nonouti Workshop & Garage Tools	Other		Other	GoK	121,775	1,294				1,294				
15024793	Nikunau Garage and Workshop Tools	Other		Other	GoK	68,687	68,687				68,687				
15024231	Tabuaeran Police and Cell	Other		Other	GoK	157,410	104,569				104,569				
15029010	Onotoa Police Office Cell	Other		Other	GoK	153,617	6,663				6,663				
15029024	Teraina police office and cell	Other		Other	GoK	157,410	40,277				40,277				
15029182	North Tarawa Police and Cell Office	Other		Other	GoK	71,480	8,839				8,839				
15029069	Tabuaeran Wharf/Vessel	Other		Other	GoK	369,804	253,500				253,500				
15029183	Miann Kaburara Causeway - Abemama	Other		Other	GoK	267,290	6,003				6,003				
15029066	Tamana Pre-School Classroom	Other		Other	GoK	253,420	51,205			45,233	5,972				
15023927	Island Council Integrated Farming - Fishing Gears Revolving Fund	Other		Other	GoK	108,195	169				169				
15029006	Marakei Council Seawall	Other		Other	GoK	235,598	47,759			14,017	33,742				
15029158	Reverse Osmosis Plant for Fresh Water Supply	Other		Other	GoK	119,434	1,750				1,750				
15029171	Banaba Improvement for Desalination Plant	Other		Other	GoK	47,223	10,531				10,531				
15029175	Tamana Cooperative Society Building	Other		Other	GoK	222,350	121,149			6,365	114,784				
15029181	Protection of Coastal Areas for Namonrua	Other		Other	GoK	328,915	113,724			20,000	93,724				
1502D046	Butaritari Retaining Wall and Site Extension	Other		Other	GoK	128,902	(13,025)				(13,025)				
1502I019	Aranuka Island Council Materials, Tools & 2 ton of truck	Other		Other	GoK	25,551	1,079				1,079				
1502I021	Hardware Materials Revolving Fund (Aranuka)	Other		Other	GoK	49,184	31,325			15,102	16,223				
1501I101	Outer Island Trust Fund	Other		Other	GoK	3,000,000	3,000,000				3,000,000				
1502H034	Upgrading of Island Council Maneaba - Tabuaeran	Other		Other	GoK	43,810	19,450			7,603	11,847				
1502H033	Upgrading of Island Council Maneaba - Teraina	Other		Other	GoK	43,810	43,810				43,810				
15024421	Tab North new Council Office	Other		Other	GoK	151,110									
15024441	Teraina Guest House Renovation	Other		Other	GoK	17,771									
15034633	Maiana Commercial Vessel	Other		Other	GoK	369,814	(4,331)				(4,331)				
15029005	Makin Commercial Vessel	Other		Other	GoK	369,804	46				46				
1502A046	Nonouti Guest House Renovation	Other		Other	GoK	138,956	10,192				10,192				
15024209	Kuria Council Living Quarters	Other		Other	GoK	181,015	29,699				29,699				
15029065	North Tarawa Garage and Tools	Other		Other	GoK	94,720	5,802				5,802				
15039118	Tabuaeran Garage and Tools	Other		Other	GoK	26,365	171				171				
15029013	Arorae Water & Sanitation	Other		Other	GoK	150,117	29,924				29,924				
15029067	Arorae Aluminium Workshop	Other		Other	GoK	30,593	47				47				

Code	Project Title	Donor	Implementing Agency	Donor Grouping	Financial System Used	Total Project Cost	Accumulated Bal up to 2021	2022 Budget	2022 Rev/Budget	2022 Warrant	2022 Est Balance	2023 Budget	2024 Est.	2025 Est.	2026 Est.
15024477	Arorae Police Office and Cell	Other		Other	GoK	96,830	9,659				9,659				
15024628	Arorae Council Office	Other		Other	GoK	191,122	3,242				3,242				
15028014	Tab North Extension of Council Office	Other		Other	GoK	171,169									
15028195	Banaba Primary School Classroom	Other		Other	GoK	131,998	(213)				(213)				
15028004	Upgrading of Tanimainiku Wharf	Other		Other	GoK	495,023	11,567				11,567				
15028193	New Classroom for Nan Teikao	Other		Other	GoK	208,096	(16,773)				(16,773)				
1502H035	Upgrading of Island Council	Other		Other	GoK	43,810									
1502H025	Upgrading of Island Council	Other		Other	GoK	43,810	32,363				32,363				
1502H020	Upgrading of Island Council	Other		Other	GoK	40,000	1,461				1,461				
1502H027	Maneaba - Tab-South (Library)	Other		Other	GoK	43,810	43,810				43,810				
1502H027	Maneaba - Tab-South	Other		Other	GoK	43,810	43,810				43,810				
15021085	Arorae Preschools and Toilet Blocks	Other		Other	GoK	45,766	36,961				36,961				
15021084	Arorae Living Quarter	Other		Other	GoK	32,817	23,926				23,926				
1502H013	Upgrading of Island Council	Other		Other	GoK	43,810	43,810			13,812	43,810				
1502H013	Maneaba - Banaba	Other		Other	GoK	43,810	43,810				43,810				
15034179	Outer Island Maneaba on South Tarawa	Other		Other	GoK	650,226	29,877				29,877				
15024634	Kuria Commercial Vessel	Other		Other	GoK	369,814	369,814				369,814				
15024632	Aranuka Commercial Vessel/Outer Island Trust Fund	Other		Other	GoK	300,000	300,000				300,000				
1502C021	Abaiang Landing Vessel - Trust Fund	Other		Other	GoK	369,814	369,814				369,814				
15029133	Teraina Road Upgrading	Other		Other	GoK	63,966	63,966				63,966				
15029003	Aranuka Women Center	Other		Other	GoK	111,310	108,995			48,000	60,995				
15029012	Nikunau Ferry Boat	Other		Other	GoK	175,222	175,222				175,222				
15028194	Beru Maneaba	Other		Other	GoK	173,399	(115,772)				(115,772)				
15029185	Solar pump and water tanks for Tekabibwivi to Utiroa, Police HQ, Nursery, Council HQ, Takea, Tauma, Kabuna, Tenatorua, Alwa and Osmosis Plant for Bangai Village only	Other		Other	GoK	507,502	493,660				493,660				
15029186	Solar Pump & Water Tank for Tab-South	Other		Other	GoK	179,032	56,599			148,044	(91,445)				
15024440	Tabuaeran Road Upgrading	Other		Other	GoK	156,600	(1,201)				(1,201)				
15021022	Nikunau Terminal project	Other		Other	GoK	292,931	114,323		159,269	139,931	133,662				
15039021	Tab-South Landing Craft	Other		Other	GoK	448,660	32,414				32,414				
1502M024	Nikunau Revolving Fund	Other		Other	GoK	50,000			50,000						
	Other TOTAL					25,899,644	7,359,857		209,269	816,508	6,750,818				
1501H086	Finalizing Ministry Strategic Plan	DFAT	UN-Women	UN System	GoK	5,794	45				45				
	DFAT TOTAL					5,794	45				45				
1503M054	Resilient Islands, Resilient Communities	GEF	FAO	UN System	GoK	23,383	23,383		23,383	23,383	19,486	19,486	19,486	15,589	
	GEF TOTAL					23,383	23,383		23,383	23,383	19,486	19,486	19,486	15,589	
1503I032	ICH Workshop	UNESCO		UN System	GoK	38,092	3,075				3,075				
	UN SYSTEM TOTAL					38,092	3,075				3,075				
	MIA SUBTOTAL					33,983,295	9,684,196	1,000,000	4,264,396	3,174,040	7,771,551	1,019,486	1,019,486	1,015,589	
16 - MINISTRY OF ENVIRONMENT, LANDS AND AGRICULTURAL DEVELOPMENT															
1604K005	Shredder Machine for Butaritari Island	CND		Others	GoK	6,340									
1604I082	Pacific Soil management	CSIRO		Others	GoK	52,619	23,178			6,245	16,933				
1602I027	Leverage the development of local food crops and fisheries value chain	CTA		Others	GoK	10,358	5,153				5,153				
1604K007	Scaling the OPPO Approach and Strengthening Abaiang Vegetable Growers Association	CTA		Others	GoK	19,030	4,685				4,685				
1601A001	PIPA GEF PAS Project preparation	PIPA		Others	GoK	1,908,000	(60,623)				(60,623)				
1601I061	PIPA Grants to PIO office	PIPA		Others	GoK	701,118	42,208		72,263	72,263	42,208				
1604M003	In support of KOFA revolving	PIF		Others	GoK	5,520	5,520			5,520					
	OTHERS TOTAL					2,702,984	20,121		72,263	84,028	8,356				

Code	Project Title	Donor	Implementing Agency	Donor Grouping	Financial System Used	Total Project Cost	Accumulated Bal up to 2021	2022 Budget	2022 RevBudget	2022 Warrant	2022 Est Balance	2023 Budget	2024 Est.	2025 Est.	2026 Est
1604E062	Soil Health Improvement	DFAT	DFAT	DFAT	GoK	161,027	(28,650)				(28,650)				
	DFAT TOTAL					161,027	(28,650)				(28,650)				
1602K072	Kiritimati Island Conservation Protected Areas	EU	EU	EU	GoK	440,301	17,518	236,240	241,067	241,067	12,691				
	EU TOTAL					440,301	17,518	236,240	241,067	241,067	12,691				
1602I050	Minamata Initial Assessment	GEF	UNEP	UN System	GoK	60,174	34,666			34,666	()				
1604K025	Resilient Islands, Resilient Communities (Agriculture)	GEF	FAO	UN System	GoK	10,452	6,781	8,710			6,781	13,115	8,071		
1602L036	Resilient Islands, Resilient Communities (Environment)	GEF	FAO	UN System	GoK	101,006	781	54,422		55,204	()	41,901	35,959		
1603K037	GEF Support to report against UNCCD Strategy	GEF	UNEP	UN System	GoK	54,915	19,915			19,915					
	GEF TOTAL					226,547	62,143	54,422	109,785	109,785	6,780	55,016	44,030		
1603E057	Compensation Project Fund	GoK		GoK	GoK	30,000	1,849				1,849				
1603H084	Lands Survey Equipment	GoK		GoK	GoK	260,000	21,037				21,037				
1603I039	Outer Island Council Survey Leases	GoK		GoK	GoK	50,000	11,964				11,964				
1604I008	Agricultural hand tools	GoK		GoK	GoK	905,335	76,604			38,144	38,460				
1603K012	KLTA Compensation to Land Owners	GoK		GoK	GoK	72,101	41,561				41,561				
1603K053	Tobwaan Te Mairaoi Farm (TTM)	GoK		GoK	GoK	282,122	(21,174)				(21,174)				
1603K054	Kiribati Lands Information System	GoK		GoK	GoK	196,800	100,237				100,237				
1604K055	Resettlement Plan	GoK		GoK	GoK	132,037	21,810	37,733	37,733	58,149	1,394				
1603M037	Land lease and boundaries settlement	GoK		GoK	GoK	379,990	29,589	379,990	379,990	29,589					
1602L024	Kiritimati Island Conservation Protected Areas	GoK		GoK	GoK	29,589	29,589								
1604L080	Farm Production Revolving Fund	RF		GoK	GoK	97,739		97,739							
1604L081	Agricultural inputs Revolving Fund	RF		GoK	GoK										
	GoK TOTAL					2,415,713	283,477	417,723	515,462	603,610	195,329				
1601I015	Bringing PIPA Home	IR		IR	GoK	438,457	132,113				132,113				
1604I040	Assisting SIDS to Integrate Agricultural sector concerns into CCP and NDCs	IR	FAO	UN System	GoK	12,291	9,728				9,728				
	IR TOTAL					450,748	141,842				141,842				
1602H007	Solid Waste Management - UDP Phase II (MELAD)	MFAT		MFAT	GoK	1,156,927	318,903			373,274	(54,370)				
1602M071	Solid Waste Management Phase 3 (GFA)	MFAT		MFAT	GoK	315,940		574,000	315,940	301,937	14,003	387,000	373,000	656,200	613,000
1603E189	Consolidating Capacity Building for Invasive Species Management in Kiribati	MFAT		MFAT	GoK	193,805									
	MFAT TOTAL					1,666,672	318,903	574,000	315,940	675,211	(40,367)	387,000	373,000	656,200	613,000
1604K021	Agricultural Equipment	PRC		PRC	GoK	500	13				13				
1604L051	Food System National Dialogue	PRC		PRC	GoK	1,200	1,200				1,200				
1601L075	MELAD week Prizes	PRC		PRC	GoK	1,500	360				360				
1604L076	Tobwaan Te Mairaoi Farm (TTMF)	PRC		PRC	GoK	252,707	77,559			55,936	22,223				
	PRC TOTAL					255,907	79,132			55,936	23,796				
1604F146	Saw milling of senile coconut trees on outer islands	Other		Other	GoK	290,032	37,205			36,200	1,005				
1604I054	Compost shed	Other		Other	GoK	270,360	(16,365)				(16,365)				
1604H085	Kiribati Outer Island Food and Water Project (KOFWP)	Other		Other	GoK	797,135	10,047				10,047				
	Other TOTAL					1,357,527	30,887			36,200	(5,313)				

Code	Project Title	Donor	Implementing Agency	Donor Grouping	Financial System Used	Total Project Cost	Accumulated Bal up to 2021	2022 Budget	2022 RevBudget	2022 Warrant	2022 Est Balance	2023 Budget	2024 Est.	2025 Est.	2026 Est
1602G102	UPOPS	SPC		SPC	GoK	24,504	7,355				7,355				
16048204	Agricultural Center of Excellence (IFAD)	SPC		SPC	GoK	41,925	(9,573)				(9,573)				
1604E011	Food Security Climate Change	SPC		SPC	GoK	123,646	(23,772)				(23,772)				
1604F008	Strengthening Agricultural Resilience to Climate Change	SPC		SPC	GoK	13,003	5,872				5,872				
	SPC TOTAL					203,078	(20,118)				(20,118)				
1602E205	Turtle Monitoring & Eco-tourism	SPREP		SPREP	GoK	23,875	(13,259)				(13,259)				
1603G047	PAC E-waste	SPREP		SPREP	GoK	35,970	134				134				
1602D107	National E-Waste Management	SPREP		SPREP	GoK	16,000	4,804		4,803		1				
1602D055	HP Montreal Protocol Workshop	SPREP		SPREP	GoK	65,094	21,345				21,345				
1602D102	Invasive Alien Species (IAS)	SPREP		SPREP	GoK	131,534	(32,804)				(32,804)				
	SPREP TOTAL					272,473	(19,780)			4,803	(24,583)				
1602H057	SAICM II post national project Integrating Global Env Priorities into the National and Policy Programs	UNDP		UN System	GoK	44,840	2,528				2,528				
1602F102	Strategic Approach -Internat. Chemicals Mig'ment	UNEP		UN System	GoK	322,967	(15,161)				(15,161)				
16038058	FAO LOA TCP/SAP	UNEP		UN System	GoK	136,479	(35,100)				(35,100)				
1604M066	POP GMP	FAO		UN System	GoK	5,844	5,844		5,844		5,844				
1602H008	POP NIPs	UNEP		UN System	GoK	47,089	4,237				1,006				
1602H009	Implementing Montreal Protocol in Kiribati	UNEP		UN System	GoK	167,924	(1,859)				(1,859)				
16033708	3rd National Communication to UNFCCC	UNEP		UN System	GoK	392,193	(9,268)				(9,268)				
1602E021	The Survey of ODS alternatives at the national level in Kiribati	UNEP		UN System	GoK	191,075	(24,684)				(24,684)				
1602G101	Biennial Update Report to UNFCCC	UNEP		UN System	GoK	32,692	2,836				1,537				
1602G061	NBSAP & 5th National Report to CBD	UNEP		UN System	GoK	185,607	2,787				71,280				
1603C109	Sixth National Report to the Convention on Biological Diversity	UNEP		UN System	GoK	142,626	(60,086)				(60,086)				
1603I079	Enabling Activities for HFC phase-down	UNEP		UN System	GoK	135,588	1,188		6,335		16,070				
1602I026	SAICM III	UNEP		UN System	GoK	20,649	1,597				313				
1602I061	Preparation of HPMP Stage 2	UNEP		UN System	GoK	233,631	13,656	78,748			13,656				
1602I032	Kiribati Outer Island Food and Water Project (KOFWP)	UNEP		UN System	GoK	34,955	7,356				7,356				
1604E218	Program of Work on Protected Areas (POWPA)	IFAD		UN System	GoK	16,619	6,433				6,433				
16038105	Support to KNAF for UNCCD 10 years Strategy	UNEP		UN System	GoK	30,298	435				435				
1602E088	In Support of World Food Day	FAO		UN System	GoK	160,171	4,461				4,461				
1604K064	Fourth National Biosafety Report	UNEP		UN System	GoK	1,120	367				80				
1602L050	HCFC Phase-Out Management Plan Stage III	UNEP		UN System	GoK	51,653	14,738				()				
1602L061	Enhancing National Food Security in the context of Global Climate Change (LDCF)	UNEP		UN System	GoK	24,674	19,104				19,104				
1602L064	Biennial Update Report 2022 Tranche	UNEP		UN System	GoK	21,998	21,398				10,999				
1602L078	IS/IMP Phase III	UNEP		UN System	GoK	67,061	(5,002)				(5,002)				
1602M015	HPMP Stage II Tranche I	UNEP		UN System	GoK	69,439	69,439		69,439		137,932				
1604M017		UNEP		UN System	GoK	54,825	54,825		54,825		54,825				
1602M029		UNEP		UN System	GoK	34,097	34,097		34,097		34,097				
	UN SYSTEM TOTAL					2,655,454	(13,943)	78,748	136,443	468,059	(345,558)	442,016	417,030	656,200	613,000
	MELAD SUBTOTAL					12,808,430	871,532	1,133,603	1,330,770	2,278,099	(75,756)	442,016	417,030	656,200	613,000

Code	Project Title	Donor	Implementing Agency	Donor Grouping	Financial System Used	Total Project Cost	Accumulated Bal up to 2021	2022 Budget	2022 RevBudget	2022 Warrant	2022 Est Balance	2023 Budget	2024 Est.	2025 Est.	2026 Est
17 - MANEABA NI MAUNGATABU 17011071	Kiribati Practice Parliament for Women	UNDP	UN System	UN System	GoK	58,200	40				40				
	UN SYSTEM TOTAL					58,200	40				40				
	MMI SUBTOTAL					58,200	40				40				
18 - MINISTRY OF TOURISM, COMMERCE, INDUSTRY AND COOPERATIVES															
1803M060	Awareness and promotion of PACER plus	PIIU		Others	GoK	26,000		26,000	26,000						
1803H079	Training on Rules of Origin in Regional Trade Agreements in Kiribati	ComSec		Others	GoK	2,865	(496)				(496)				
1803H080	PACER Plus Consultation to Facilitate Ratification	OCTA		Others	GoK	25,000	7,124				7,124				
	OTHERS TOTAL					53,865	6,628		26,000		6,628				
1804E217	Outer Island Copra Shed	GoK		GoK	GoK	72,000	6,755				6,755				
1803F132	Teralna Copra Shed	GoK		GoK	GoK	32,638	7,698				7,698				
18011073	Tourism Authority of Kiribati Support (CEO)	GoK & Other		GoK	GoK	446,200	223,247	25,000	25,000	131,339	116,908	52,000			
	GoK TOTAL					550,838	237,700	25,000	25,000	131,339	131,361	52,000			
1803J045	Pacer Plus Trade Adviser	MIFAT		MFAT	GoK	189,098	13,632				13,632				
	MFAT TOTAL					189,098	13,632				13,632				
1803M023	Open Integrated Market	DFAT		DFAT	GoK	163,970			165,970	165,970		1,650,000	2,430,520	1,186,030	
	DFAT TOTAL					163,970			165,970	165,970		1,650,000	2,430,520	1,186,030	
18011070	Outer Island Cargo Sheds and Trucks	Other		Other	GoK	850,000	776,912			766,112	10,800				
1803J047	Kiritimati Copra Mill	Other		Other	GoK	808,375	808,375			758,700	49,675				
	Other TOTAL					1,658,375	1,585,287			1,524,811	60,475				
1802M040	Innovation and Entrepreneurship competition	PRC		PRC	GoK	56,400			56,400						
DNR00166 (Donor System)	Kiritimati Copra Mill (PRC)	PRC		PRC	GoK	701,728									
	PRC TOTAL					56,400			56,400						
1801G012	Kiribati Trade Capacity development and institutional strengthening project (TIER 1)	UNDP		UN System	GoK	406,296	5,875				5,875				
1803I036	Enhancing inclusive sustainable economic development through coconut sector Development	UNDP		UN System	GoK	230,046	(2,129)				(2,129)				
1801L007	Kiribati Trade Capacity development and institutional strengthening project (TIER 1 Phase 2)	UNDP		UN System	GoK	238,128	92,372				92,372				
	UN SYSTEM TOTAL					874,470	96,117		147,177	92,372	3,745				
	MTIC SUBTOTAL					3,547,016	1,959,364	873,905	271,370	1,994,893	215,841	1,702,000	2,430,520	1,186,030	
20 - OFFICE OF THE ATTORNEY GENERAL															
2003J019	Prosecution training on Money-Lending, Cybercrime, Anticorruption and Fraud	IPA		Others	GoK	1,681	180				180				
	Others TOTAL					1,681	180				180				
20014678	Child Protection	DFAT	UNICEF	UN System	GoK	222,609									
	DFAT TOTAL					222,609									
	OAG SUBTOTAL					224,290	180				180				

Code	Project Title	Donor	Implementing Agency	Donor Grouping	Financial System Used	Total Project Cost	Accumulated Bal up to 2021	2022 Budget	2022 RevBudget	2022 Warrant	2022 Est Balance	2023 Budget	2024 Est.	2025 Est.	2026 Est.
21 - MINISTRY OF FISHERIES AND MARINE RESOURCES DEVELOPMENT															
2101E079	Community Based Fisheries Management	DFAT	DFAT	DFAT	GoK	621,723	1	56,395			1	100,000	100,000	100,000	
2103E074	Diversification of Seaweed Industries in Pacific	DFAT	DFAT	DFAT	GoK	72,392	1,381				1,381				
	DFAT TOTAL					694,115	1,381	56,395			1,381	100,000	100,000	100,000	
2103B088	Fisheries Sector Policy Development	EU	EU	EU	GoK	2,595,619	27,792				27,792				
	EU TOTAL					2,595,619	27,792				27,792				
2103F099	Revitalizing Kappahycus Alvarezii in Kiribati	FAO	UN System	UN System	GoK	54,388	13,760				13,760				
	UN System TOTAL					54,388	13,760				13,760				
2103I042	Resilient Islands, Resilient Communities	GEF	FAO	UN System	GoK	118,584	55,900	57,293	57,293	112,954	239	51,493	40,919		
	GEF TOTAL					118,584	55,900	57,293	57,293	112,954	239	51,493	40,919		
2103J034	National Offshore and Coastal Fisheries Summit	FFA		Others	GoK	81,200	29,719				29,719				
2104H066	Vessel Monitoring System	FFA		Others	GoK	13,330	467				467				
2103F128	Integrated Fish and Local Market - Bairiki	ROK		Others	GoK	415,844	3,988				3,988				
2103E040	Sea Cucumber Project	SCU		Others	GoK	61,681	8,252				8,252				
2103E037	Fishing Gear	OPAGAC		Others	GoK	339,849	23,774				23,774				
2103L084	Community Based Fisheries Management Phase 2	ACIAR		Others	GoK	282,182	23,001		235,711	212,445	46,266				
2103G032	Marine Stewardship Council Training	PNA		Others	GoK	3,201	1,801				1,801				
	OTHERS TOTAL					1,197,287	91,001		235,711	212,445	114,267				
2102I094	Support to Fisheries	GoK		GoK	GoK	2,075,592	1,674,843			478,353	1,196,490				
2101F048	Development Fund Project	GOK		GOK	GoK	12,186,141	3,640,487			302,433	3,338,054				
2101A056	Fisheries New Office	GoK		GoK	GoK	2,518,232	2,013,198				2,013,198				
2101C145	Te Waa n O for Aranuka	GoK		GoK	GoK	76,862	16,722				16,722				
2102D105	Solar Power for Outer Island Fish Center	GoK		GoK	GoK	90,000	9,945				9,945				
2103F058	Waa N Oo for Beru, Marakei, Abaiang, Tab-South, Tab-North, Banaba, Maihana, Abemama, Tabuaeran & Teraiana	GoK		GoK	GoK	800,000	138,542			29,204	109,338				
2104H221	Support to Observers	GoK		GoK	GoK	10,197,949	3,201,819	1,000,000	1,000,000	1,660,738	2,541,082	2,000,000	2,000,000	2,000,000	2,000,000
2104G117	Fisheries Observer Program - Freight cost for GS/FDAPIN/other projects	GoK		GoK	GoK	50,000	6,813				6,813				
2104G118	Fisheries Observer Program - Fish Cage at South Tarawa	GoK		GoK	GoK	19,000	5,451				5,451				
2104G120	Fisheries Observer Program - North Tarawa Milk fish pond	GoK		GoK	GoK	36,768	2,648				2,648				
2104G121	Fisheries Observer Program - Nonouti Milkfish pond	GoK		GoK	GoK	89,640	976				976				
2104G124	Waa N O - North Tarawa	GoK		GoK	GoK	49,000	402				402				
21038196	GPS Survey on Kiribati Group	GoK		GoK	GoK	374,010	34,727				34,727				
2103F057	Fishing Prototype Vessel (Loan Scheme project)	GoK		GoK	GoK	1,000,000									
2102E020	Support to Outer Island Fish Centres	GoK		GoK	GoK	129,381	(6,427)				(6,427)				
2101H078	Tamama Revolving fund	RF		GoK	GoK	60,000	12,628			12,628	(0)				

Code	Project Title	Donor	Implementing Agency	Donor Grouping	Financial System Used	Total Project Cost	Accumulated Bal up to 2021	2022 Budget	2022 Revbudget	2022 Warrant	2022 Est Balance	2023 Budget	2024 Est.	2025 Est.	2026 Est
2101C146	Te Waa n O for Tamana	GoK		GoK	GoK	90,612	10,487				10,487				
2101C147	Te Waa n O for Arorae	GoK		GoK	GoK	90,612	21,647				21,647				
2101E069	Te Waa n O Nukunau	GoK		GoK	GoK	96,112	14,108				14,108				
2101C144	Waa n Oo for Kuria	GoK		GoK	GoK	76,862	14,025				14,025				
2102G020	Procurement of Vessel	GoK		GoK	GoK	200,000	200,000				200,000				
2102L006	Support to Aquaculture - Ambo Farm	GoK		GoK	GoK	51,000	4,256				4,256				
2103L055	Sales of Eco-farm products	RE		GoK	GoK										
	GoK TOTAL					30,357,773	11,017,298	1,000,000	1,000,000	2,483,356	9,533,942	2,000,000	2,000,000	2,000,000	2,000,000
2103H088	WPCF reporting requirements	Japan		Japan	GoK	13,837	9,196				9,196				
2103L030	FAO FishFAD Project	Japan		Japan	GoK	40,881	12,299				12,299				
2103L028	Rehabilitation of Tarawa Aquaculture Hatchery Center	Japan		Japan	GoK	230,699	132,716				132,716				
	JAPAN TOTAL					285,417	154,210				10,174				
2103H101	NZ Pacific Partnership on Ocean Acidification Phase I and II	MFAT	SPREP	SPREP	GoK	9,593	1,449				1,449				
2103H093	Tobwaan Waara (Kiribati Sustainable Fisheries Development GFA)	MFAT		MFAT	GoK	4,660,073	2,727,453				1,900,070	651,187			
2103F008	Kiribati Maritime Safety Programme (MFMRD)	MFAT		MFAT	GoK	287,798									
2103F129	Kiribati Sustainable Coastal Fisheries Programme Inception Period	MFAT		MFAT	GoK	202,345	24,550				24,550				
	MFAT TOTAL					5,159,809	2,753,453	167,323		827,384	1,926,069	651,187			
2103I071	Tilapia Eradication Project	Other		Other	GoK	24,419	24,354				24,354				
2103I003	Rehabilitation of Ecofarm Sluice gate	Other		Other	GoK	57,510	57,510				57,510				
	Other TOTAL					81,929	81,864				81,864				
2103E070	Support National Tuna Fishery Monitoring	SPC		SPC	GoK	55,592	30,422				30,422				
2105I022	Drone Survey for South Tarawa Water and Betio	SPC		SPC	GoK	11,041	1,170				1,170				
2105D049	Deep Sea Mineral Project	SPC		SPC	GoK	16,100	(5,561)				(5,561)				
2105M011	Essential Assets topographic Survey for SPC	SPC		SPC	GoK	26,357	23,237				23,237				
	SPC TOTAL					109,089	26,032	1,281,011	26,357	3,120	49,269	2,802,680	2,140,919	2,100,000	2,000,000
	MFMRD SUBTOTAL					40,654,010	14,222,691	1,335,713	3,799,647	11,758,757	11,758,757				
22 - MINISTRY OF HEALTH AND MEDICAL SERVICES															
2203H046	National TB and Leprosy Program	DFAT		DFAT	GoK	606,289	33,394				33,394				
2203I046	Under 5 year Old's Vaccine Procurement Project	DFAT		DFAT	GoK	100,000	100,000				100,000				
2203I047	National Hepatitis B Program	DFAT		DFAT	GoK	162,636	48,018				48,018				
2207I078	Travel Plan for Tupaia & Supply Activities	DFAT		DFAT	GoK	13,960	(15,261)				(15,261)				
2201I021	Kiribati Australia Health Sector Programme	DFAT		DFAT	GoK	2,558,820	236,484				274,378	1,000,000	1,000,000	1,000,000	1,000,000
2207G104	AMR 2nd Consultation	DFAT		DFAT	GoK	34,695	1,856				1,856				
2201C142	Specialised Clinical Services	DFAT		DFAT	GoK	3,368	284				284				
2201D130	Kiribati Internship Training Program	DFAT		DFAT	GoK	534,478	(230,958)				(230,958)				
2201H048	Vaccine Procurement	DFAT		DFAT	GoK	150,000	(1,443)				(1,443)				
2201I096	Therapeutic Policy & Guideline Review	DFAT		DFAT	GoK	1,047	1,047				1,047				
2201E014	Gynaecological Clinic for GBV	DFAT		DFAT	GoK	149,940	61,347				61,347				
2201H043	Eliminate Dengue (Wolpachia)	DFAT		DFAT	GoK	1,039,965	194,550				(40,836)				
2203G057	Capacity Building of Tungaru Rehabilitation Services	DFAT		DFAT	GoK	145,625	14,635				14,635				
2203G067	Kiribati National TB Program - Interim Support	DFAT		DFAT	GoK	275,572	(10,366)				(10,366)				
2208F028	Strengthening Tungaru Rehabilitation Centre	DFAT		DFAT	GoK	230,985	(15,124)				(15,124)				
2214G060	Te Miera Wellness Centre	DFAT		DFAT	GoK	105,000	10,860				10,860				
	DFAT TOTAL					6,112,379	429,323	600,000	927,814	1,125,306	231,831	1,000,000	1,000,000	1,000,000	1,000,000

Code	Project Title	Donor	Implementing Agency	Donor Grouping	Financial System Used	Total Project Cost	Accumulated Bal up to 2021	2022		2022 Warrant	2022 Est Balance	2023 Budget	2024 Est.	2025 Est.	2026 Est
								Budget	Rev/Budget						
2201E214	Health Specialists	GoK		GoK	GoK	2,490,837	478,416	200,000	200,000	200,000	478,416	2,000,000	200,000	200,000	200,000
2204C056	Overseas Referral	GoK		GoK	GoK	29,188,175	2,625,804	2,000,000	2,572,444	2,053,360	2,053,360	2,000,000	2,000,000	4,100,000	4,100,000
2204C057	Local Referral	GoK		GoK	GoK	9,719,182	(112,120)	1,294,793	1,820,381	1,820,381	(637,708)	1,294,793	1,294,793	1,294,793	1,294,793
2204G034	Directly Observed Treatment (DOT) Support	GoK		GoK	GoK	900,704	20,858	138,570	138,570	138,570	20,858	138,570	138,570	138,570	138,570
2201K050	Betio New Hospital (GoK Contribution)	GoK		GoK	GoK	100,000	100,000				100,000				
2201K051	Kiribati Internship Training Program	GoK		GoK	GoK	1,350,000	500,345	300,000	300,000	300,000	500,345		300,000	300,000	300,000
2201M047	Essential Medical Equipment	GoK		GoK	GoK	441,982		441,982	441,982	441,982					
2201M036	Upgrading and Refurbishment of Clinics	GoK		GoK	GoK	1,400,000	1,400,000		1,400,000						
GoK TOTAL						45,590,880	5,013,303	4,375,345	4,375,345	6,873,377	2,515,272	3,433,363	3,993,363	6,033,363	6,033,363
GOK_DNR_New1	Strengthening vaccination and VPD surveillance	Japan	WHO	UN System	GoK	150,000		50,000				150,000			
2211J002	Construction of Dental Lab Linnix	Japan		Japan	GoK	81,678	52,090		25,620		26,470				
2201I025	Procurement of Ambulance	Japan		Japan	GoK	63,961									
2203H042	Motorcycles for TB & Leprosy programs	Japan		Japan	GoK	45,876	(4,164)				(4,164)				
2203G042	Expanded Program on Immunization	JAPAN	UNICEF	UN System	GoK	88,452	(44,119)	1,150,000			(44,119)				
2203H006	EPI & Cold Chain consultations	JAPAN	UNICEF	UN System	GoK	7,800	(49,880)	35,000			(49,880)				
2203K024	Betio (Temakin & Takorong) clinics rehabilitation project	Japan		Japan	GoK	83,939	51,716		51,717		(1)				
2203L032	Risk Communication	JAPAN	UNICEF	UN System	GoK	94,196	48,347		48,347			100,000	100,000		
JAPAN TOTAL						615,902	53,991	1,235,000	125,684	71,694	250,000	100,000	100,000	6,033,363	6,033,363
2201K040	COVID19 Health System Preparedness	MFAT		MFAT	GoK	464,005	35,439				35,439				
2201G114	Kiribati Internship Training Program	MFAT		MFAT	GoK	1,548,936	249,173				249,173				
2203H071	Combat NCDs in Kiribati	MFAT		MFAT	GoK	646,905	78,798		15,832		62,967				
2203H065	Child health program	MFAT		MFAT	GoK	278,115	57,013				57,013				
2213H072	WASH in Health care facilities	MFAT		MFAT	GoK	405,939	69,317		69,318		(1)				
2203I041	High Impact Nutrition Program	MFAT		MFAT	GoK	10,900	(2,496)	67,454			(2,496)		46,358		
2201E211	STEPS	MFAT		MFAT	GoK	104,140	(22,012)	300,000			(22,012)				
2203E084	Nutrition Review & Child Health Integrated Workshop	MFAT		MFAT	GoK	130,707	33,254				33,254				
2203I026	Formative research of Nutrition & WASH	MFAT		MFAT	GoK	27,131	1,234				1,234				
2201K016	Quick fix maintenance fund	MFAT		MFAT	GoK	200,000	151,833		82,487		69,346				
2203K030	Kiribati NCD Strategic Plan 2020-2023	MFAT		MFAT	GoK	990,275	745,794		764,557		(1)				
2201L052	Public Health Clinics	MFAT		MFAT	GoK	2,486,880	2,486,880	485,786	18,763		485,786			485,786	
2203L004	The implementation of National Child Health Program	MFAT		MFAT	GoK	63,891	15,409		1,246,470		1,240,410				
2203I027	Develop the National Deployment and Vaccination plan 2021	MFAT		MFAT	GoK	36,354	399				399				
2203I049	Implementation of the Kiribati National COVID-19 Vaccine deployment plan	MFAT		MFAT	GoK	1,860,140	1,282,156		1,245,426		36,729				
MFAT TOTAL						9,254,318	5,182,191	485,786	386,216	3,424,089	1,776,865	554,694	532,144	6,033,363	6,033,363

Code	Project Title	Donor	Implementing Agency	Donor Grouping	Financial System Used	Total Project Cost	Accumulated Bal up to 2021	2022 Budget	2022 RevBudget	2022 Warrant	2022 Est Balance	2023 Budget	2024 Est.	2025 Est.	2026 Est
2203H036	Diabetic Retinopathy	FHF		Others	GoK	161,113	13,181		18,856	32,032	5				
2203G081	Kiribati TRACHOMA Program	FHF		Others	GoK	699,381	235,690	400,000	400,000	205,740	29,950	400,000	400,000	400,000	400,000
2203J036	Social Ecological Traps & Interactive Dynamics of Reef Fisheries & Human Health Project	HSPH		Others	GoK	38,945	9,133	400,000	400,000		9,133				
2203I045	National Leprosy Elimination Program	PLF		Others	GoK	147,986	23,816		37,759	37,759	23,817				
2203H091	Upgrade of Office space to an Eye Clinic	FHF		Others	GoK	38,551	19,559				19,559				
2203K027	Nanikaai Community Nutrition Seed Funding	CTA		Others	GoK	2,746	1,421				1,421				
2201M061	Essential Medicine and Medical Supplies of COVID-19	LDS		Others	GoK	204,307			204,307		204,307				
2203M020	Hepatitis B HOPE	HBF		Others	GoK	8,614	8,614			8,614					
	OTHERS TOTAL					1,301,643	311,415		260,922	284,145	288,192				
2201K026	Medical Fund (Annual Grant)	PRC		PRC	GoK	800,000	400,000	400,000	400,000	657,620	142,380	400,000	400,000	400,000	400,000
	PRC TOTAL					800,000	400,000	400,000	400,000	657,620	142,380	400,000	400,000	400,000	400,000
22013877	Medical Fund	Other		Other	GoK	5,819,092	(184,125)				(184,125)				
2201J018	Essential Medical Equipment	Other		Other	GoK	1,000,000	94,296				94,296				
2201H049	Freight payment for a CT scan	Other		Other	GoK	88,000	56,614				56,614				
	Other TOTAL					6,907,092	(33,216)				(33,216)				
2203D096	Improving Environmental Health and Surveillance	SPC		SPC	GoK	134,574	(313,083)				(313,083)				
2203G008	Strengthening of Environmental Health	SPC		SPC	GoK	7,530	465				465				
	SPC TOTAL					142,104	(312,618)				(312,618)				
2203F071	Health Care Waste Officer	SPREP		SPREP	GoK	12,847	10,878				10,878				
	SPREP TOTAL					12,847	10,878				10,878				
2201E024	Construction of New Clinics (Buota & Betio)	ROI		ROI	GoK	215,061	94,939				94,939				
	ROI TOTAL					215,061	94,939				94,939				
2203I014	Sustainable production of fruits,vegetables and Marine sources for increase health and income in Nanikaai community (CTA)	IFAD		UN System	GoK	22,100	300				300				
2203H045	Multi-country western Pacific integrated HIV & TB Project	UNDP		UN System	GoK	107,890	(82,437)	244,729			(82,437)				
2203I013	HIV/TB Program	UNDP		UN System	GoK	1,074,105	(2,193)		240,555	240,555	(2,193)				
2203J012	Supporting MA Training	UNFPA		UN System	GoK	32,707	5,175				5,175				
2203H072	Support to NCD PEN Screening programme	UNFPA		UN System	GoK	220,967	179,434				179,434				
GOK_DNR_New3	Climate change and health programme	KOICA		UN System	GoK	200,000						200,000		400,000	400,000
2203J035	Implementing child health and nutrition program	UNICEF (RR)		UN System	GoK	708,547	95,334			138,120	(42,786)				
2201H039	Global Analysis & Assessment of Sanitation and Drinking water survey	WHO		UN System	GoK	7,129	92				92				
2203D055	Leprosy Elimination Program	WHO		UN System	GoK	31,828	(10,147)				(10,147)				
2203F067	Hepatitis B Birth Dose Improvement	WHO		UN System	GoK	63,684	9,422	27,000			9,422				
2203G007	Gender Base Violence	WHO		UN System	GoK	8,385	1,635				1,635				
2203G009	NCD Protocol Interventions to N/District Health Staff	WHO		UN System	GoK	52,124	7,062				7,062				
2203G044	Food Regulation and Safety Consultation	WHO		UN System	GoK	4,010	733				733				

Code	Project Title	Donor	Implementing Agency	Donor Grouping	Financial System Used	Total Project Cost	Accumulated Bal up to 2021	2022 Budget	2022 RevBudget	2022 Warrant	2022 Est Balance	2023 Budget	2024 Est.	2025 Est.	2026 Est.
2203G048	Food Safety and Nutrition	WHO		UN System	GoK	4,925	343				343				
2203G070	Enhancing the Performance of Public Health programme and departments	WHO		UN System	GoK	15,066	(2,917)				(2,917)				
2203H047	Capacity building to Health Care provider	WHO		UN System	GoK	3,200	(1,540)				(1,540)				
2203H050	Leprosy Elimination Program on Outer Is	WHO		UN System	GoK	108,844	21,833	53,686	53,686		21,833				
2203H053	Global Status report on Road Safety	WHO		UN System	GoK	1,120	95				95				
2203H077	EH inspections and HP campaign in outer islands	WHO		UN System	GoK	11,798	(1,035)				(1,035)				
2203H089	Strengthening health security and Public	WHO		UN System	GoK	5,475	(95)				(95)				
2203I003	Syndromic Surveillance system	WHO		UN System	GoK	2,710	525				525				
2203I033	Public Health and Environmental Health Outreach	WHO		UN System	GoK	27,010	3,633				3,633				
2201I059	Health Sector Coordinating Committee	WHO		UN System	GoK	4,500	1,947				1,947				
2203I080	Training on Water Quality Testing and Health Care Waste Management	WHO		UN System	GoK	21,934	9,911				9,911				
2214I083	Risk Communication	WHO		UN System	GoK	5,005	1,500				1,500				
2203I099	International Health Regulation (IHR & SARI)	WHO		UN System	GoK	4,192	177				177				
2205G064	World Blood Donor Day	WHO		UN System	GoK	13,990	2,729				2,729				
2210G050	Emergency Obstetric & Neonatal Care Guideline	WHO		UN System	GoK	2,990	1,145				1,145				
2203I050	Tobacco Control & Development of NCD National Strategic Plan	WHO		UN System	GoK	21,632	5,949				5,949				
2201I011	After Action Review (AAR)	WHO		UN System	GoK	4,090	390				390				
2201I024	World Water Day	WHO		UN System	GoK	2,775									
2201I058	National Health summit	WHO		UN System	GoK	122,049	24,940				24,940				
2203I102	PEN Guideline Workshop Training	WHO		UN System	GoK	2,733	573				573				
2203I103	Water Safety Plans Training	WHO		UN System	GoK	5,861	2,838				2,838				
2203I010	Mental Health Gap Training for Makin	WHO		UN System	GoK	8,233	(7,123)				(7,123)				
2203I042	Water quality testing Nth Trw Schools	WHO		UN System	GoK	991	33				33				
2204I057	Technical and Legal Consultation for Mental Health Legislation	WHO		UN System	GoK	17,789	2,129				2,129				
2203I065	Measles Rubella Integrated Supplementary Immunization	WHO		UN System	GoK	64,738	(21,505)				(21,505)				
2210I066	Annual Nursing conference	WHO		UN System	GoK	41,870	8,087				8,087				
2201I104	Supporting Youth Friendly Health Service & Sexual Reproductive Health Program	UNFPA		UN System	GoK	305,538	(33,241)				(33,241)				
2203G036	Reproductive Health and Family Planning	UNFPA		UN System	GoK	669,319	(18,316)				(18,316)				
2203G037	Gender Base violence program	UNFPA		UN System	GoK	11,765	(4,543)				(4,543)				
2203F003	Kirlabati Child Survival Strategy	UNICEF (RR)	UNICEF	UN System	GoK	27,385	(29,172)				(29,172)				
2203F080	Child Survival Program	UNICEF (RR)	UNICEF	UN System	GoK	119,570	(146,896)				(146,896)				
2203I044	Mental Health Gap Training for aranuka & Beru	WHO		UN System	GoK	20,730	4,197				4,197				
2201E211a	Review of National Strategic Plan, STEPS	WHO		UN System	GoK	88,000	(37,424)				(37,424)				
2201F144	Budget and ER 2016	WHO		UN System	GoK	15,165	4,958				4,958				

Code	Project Title	Donor	Implementing Agency	Donor Grouping	Financial System Used	Total Project Cost	Accumulated Bal up to 2021	2022 Budget	2022 Rev/Budget	2022 Warrant	2022 Est Balance	2023 Budget	2024 Est.	2025 Est.	2026 Est.	
2201H040	World Health Day Awareness week	WHO		UN System	GoK	6,221	521				521					
2201H044	Capacity building for nurses	WHO		UN System	GoK	11,837	4,808				4,808					
2201H096	National Health Forum & Joint Performance Review	WHO		UN System	GoK	28,778	1,755				1,755					
2203E078	Effective Vaccine Management (EVM)	WHO		UN System	GoK	25,944	(266,687)				(266,687)					
2203E223	World Mental Health Day	WHO		UN System	GoK	8,491	(3,655)				(3,655)					
2203F051	Mental Health Skills Development Workshop	WHO		UN System	GoK	2,346	(1,627)				(1,627)					
2203F118	Tobacco Outreach Awareness Program	WHO		UN System	GoK	5,846	3,560				3,560					
2203F141	World AIDS Day	WHO		UN System	GoK	5,410	(3,963)				(3,963)					
2203F142	Community Based Rehabilitation training Workshop to ASWO	WHO		UN System	GoK	18,926	(1,156)				(1,156)					
2203F143	Primary Trauma Care Training	WHO		UN System	GoK	4,295										
2203F147	Mental Health Training Workshop	WHO		UN System	GoK	5,801	(825)				(825)					
2203F148	Ebola Training	WHO		UN System	GoK	4,929	4,779				4,779					
2203G011	Transmission Assessment for Year 6-7, Deworming & Morbidity	WHO		UN System	GoK	88,291	13,974				13,974					
2203G051	Early Newborn Care Training	WHO		UN System	GoK	7,872	5,492				5,492					
2203G073	Kiritimati Workshop on Hospital Leadership	WHO		UN System	GoK	10,880	10,880				10,880					
2203H052	World No Tobacco Day	WHO		UN System	GoK	3,145	485				485					
2203H095	Introduction of the PEN NCD protocol intervention (Line and Phoenix Islands)	WHO		UN System	GoK	27,794	4,573				4,573					
2203I054	Gender Mainstreaming in Health	WHO		UN System	GoK	4,985	627				627					
2203I058	World Health Day 2018: Universal Health Coverage	WHO		UN System	GoK	12,875	743				743					
2203I062	2018 Global Youth Tobacco Survey - Kiribati & Line and Phoenix Islands	WHO		UN System	GoK	21,363	824				824					
2214H100	Butaritari mental health training	WHO		UN System	GoK	3,249	3,249				3,249					
2203G003	Service Delivery Community Consultation at Temaiku	WHO		UN System	GoK	10,609	(5,920)				(5,920)					
2203I050	Review of Tobacco Legislation	WHO		UN System	GoK	3,896	205				205					
2201G043	Health Leadership, Governance, Performance and Partnership	WHO		UN System	GoK	17,785	134				134					
2201G101	ICD-1 - Morbidity and Mortality coding training	WHO		UN System	GoK	9,173	2,706				2,706					
2203E071	Treatment Assessment Survey	WHO		UN System	GoK	13,502	(5,513)				(5,513)					
2203G045	Alcohol Awareness to Community, Family	WHO		UN System	GoK	2,305	1,354				1,354					
2203G053	Improving the Quality of Life for people with disabilities	WHO		UN System	GoK	6,411	4,293				4,293					
2203G056	National Switch from TOPV to BOPV	WHO		UN System	GoK	42,021	4,345				4,345					
2203G058	No Tobacco Day	WHO		UN System	GoK	3,198	(3)				(3)					
2203G095	POLHN Workshop and Open Day	WHO		UN System	GoK	30,785	17,062				17,062					
2203I051	Public Health Monitoring & Evaluation	WHO		UN System	GoK	8,310	(327)				(327)					
2203K003	National Measles and D&V outbreak community intervention	UNICEF (RR)	UNICEF	UN System	GoK	34,021	(1,055)				(1,055)					
2215G022	Mental Health Workforce Development on Xmas Island	WHO		UN System	GoK	12,568	(5,917)				(5,917)					
2203K015	Sexual Reproductive health and family planning	UNFPA		UN System	GoK	424,249	84,413		161,875	85,102	161,186					
2203K019	Multi-Sectoral NCD retreat for the development of NCD Strategic Plan	WHO		UN System	GoK	17,089	2,774			2,774						
2203K029	Severe Acute Malnutrition	WHO		UN System	GoK	9,036	1				1					
2203I025	TRACHOMIA (WHO)	ROK	WHO	UN System	GoK	41,728	14,869				14,869					
2202I068	Wealth health mental day	WHO		UN System	GoK	2,096	1,211				1,211					
2203M014	Whooping Cough Supplementary Dose on S. Tarawa	UNICEF (RR)	UNICEF	UN System	GoK	162,492	162,492			36,417	126,075					
2205M001	National Laboratory and IPC Retreat Workshop	WHO		UN System	GoK	7,170	7,170			7,170						
MHMS SUBTOTAL						5,484,187	61,184	271,729	456,117	563,824	(46,523)	200,000	400,000	400,000	6,033,363	
MHMS SUBTOTAL						76,436,413	11,211,391	6,132,860	8,041,414	13,054,046	4,596,306	5,838,057	400,000	7,833,363	7,833,363	6,033,363

Code	Project Title	Donor	Implementing Agency	Donor Grouping	Financial System Used	Total Project Cost	Accumulated Bal up to 2021	2022 Budget	2022 RevBudget	2022 Warrant	2022 Est Balance	2023 Budget	2024 Est.	2025 Est.	2026 Est
23 - MINISTRY OF EDUCATION															
23061014	Improving Teachers' Quality (KTC - COL)	COL		Others	GoK	22,424	1,284		2,069	2,000	1,353				
2311G096	PIPA Conservation Trust Scholarship Award Fund	PIPA		Others	GoK	138,000	55,630				55,630				
2304M032	Kiribati Innovative Funding project	SPBA		Others	GoK	8,190			8,190	8,190					
OTHERS TOTAL						168,614	56,915		10,259	10,190	56,983				
2308G004	Student Loan Scheme	GoK		GoK	GoK	7,099,380	1,250,000	1,000,000	1,000,000	1,000,000	1,250,000	18,409,085	1,000,000	1,000,000	1,000,000
2308C062	Overseas Scholarships	GoK		GoK	GoK	43,710,685	1,253,088	18,409,085	18,727,560		934,613				18,409,085
2302H116	Primary School Teacher Training	GoK		GoK	GoK	309,327	60,394				60,394				
2301J039	Transport for Students: Buses	GoK		GoK	GoK	1,506,815	173,948				17,319				
2501K056	Transport for Students: Trucks	GoK		GoK	GoK	557,100				156,629					
2302F062	Six Permanent (kit set) classrooms for Satellite Primary School	GoK		GoK	GoK	150,000	30,000				30,000				
2312F067	Photocopiers for Education	GoK		GoK	GoK	95,295	5,068				5,068				
2308E202	Banaba JSS Classroom	GoK & ROK		GoK	GoK	205,111									
GoK TOTAL						53,633,713	2,772,497	7,500,000	19,409,085	19,884,189	2,297,393	18,409,085	19,409,085	19,409,085	19,409,085
2301J031	Construction of New JSS TUC 1 classroom and toilet block	Japan		Japan	GoK	491,640	29,537				29,537				
JAPAN TOTAL						491,640	29,537				29,537				
2301G046	Wash in Schools Activities	MFAT	UNICEF	UN System	GoK	406,009	11,806				11,806	96,762			
2311L071	Improvements to Outer-Island Schools	MFAT		MFAT	GoK	5,638,885	5,636,330			2,622,117	3,014,212				
2311K061	Kiribati Wash from the Start	MFAT	UNICEF	UN System	GoK	124,246	25,894			18,699	7,195				
MFAT TOTAL						6,169,140	5,674,029			2,640,816	3,033,213	96,762			199,523
GOK_DNR_New2	Teabike College Project Phase I	PRC		PRC	GoK	480,666		480,666							
2309L005	Kiribati National Library Archives	PRC		PRC	GoK	2,700	2,700		22,000		22,000				
2301M078	Award for Students	PRC		PRC	GoK	22,000									
DNR00169	Student Transport (PRC System)	PRC		PRC	GoK	1,412,106		1,412,106							
PRC TOTAL						505,366	2,700	1,892,772	22,000		24,700				
2312H055	Sunrise Primary School	Other		Other	GoK	378,500	184,758				184,758				
2303G027	JSS Rehabilitation Phase I	Other		Other	GoK	1,000,000	241,803				241,803				
2303J046	KGV Dormitory Stage 1	Other		Other	GoK	1,413,000	1,256,834			330,900	925,934				
2301J038	Transport for Students: Trucks	Other		Other	GoK	1,412,106	542,575			19,356	523,219				
2305C076	Maintenance of Teabike College	Other		Other	GoK	351,378	74,710				74,710				
Other TOTAL						4,554,984	2,300,679			350,256	1,950,423				
2308I072	Pacific Islands literacy and Numeracy Assessment	SPC		SPC	GoK	21,767	1,402		7,894	7,375	1,921				
2307I020	SPFSC Exam Administration	SPC		SPC	GoK	6,661	56				56				
2308F150	Pacific Island Numeracy & Literacy Assessment	SPC		SPC	GoK	6,981	3,666				3,666				
SPC TOTAL						35,409	5,124		7,894	7,375	5,643				
2308I076	Community and school based family life education programming	UNDP		UN System	GoK	516,015	96,452		145,264	186,564	55,152				
2301I067	Early Learning and Quality Education	NZN/DC	UNICEF	UN System	GoK	602,195	61,025		47,378	49,777	58,626				
2301J030	Sandwatch & 'Canoe is the People' project	UNICEF (RR)		UN System	GoK	5,385	(1,472)				(1,472)				
2301J068	Sector analysis and development	GPE	UNICEF	UN System	GoK	205,669	78,568				78,568				
2307H097	Multi-grade teaching Professional Development of KTC lecturers	UNICEF (RR)		UN System	GoK	18,680	4				4				
2301J072	Early Childhood Development (ECD) National forum	UNICEF (RR)	UNICEF	UN System	GoK	141,781	20,894		25,212	33,236	12,870				

Code	Project Title	Donor	Implementing Agency	Donor Grouping	Financial System Used	Total Project Cost	Accumulated Bal up to 2021	2022 Budget	2022 RevBudget	2022 Warrant	2022 Est Balance	2023 Budget	2024 Est.	2025 Est.	2026 Est
2301H098	Operationalization of ECCE legislation	UNICEF (RR)	UNICEF	UN System	GoK	39,433	8,138				8,138				
2301G066	Code of ethics to Tabiteuea and Abalang	UNICEF (RR)	UNICEF	UN System	GoK	40,498	28,796				28,796				
2301G065	Monitoring of implementation of activities (Assurance & oversight)	UNICEF (RR)	UNICEF	UN System	GoK	16,888	6,545				6,545				
2301F091	Code of Ethics and Wash workshop	UNICEF (RR)	UNICEF	UN System	GoK	48,975	(3,356)				(3,356)				
2301F005	Preparatory Activities for the Formulation of ECCE Bill	UNICEF (RR)	UNICEF	UN System	GoK	60,000	12,959				12,959				
2302E058	Implementation of SIP Program - Primary & JSS	UNICEF (RR)	UNICEF	UN System	GoK	150,819	59,091				59,091				
2309E095	Dev't of YF3 & 4 pupils activity	UNESCO	UNESCO	UN System	GoK	6,014	2,700				2,700				
2301I029	IT Out Sourcing	UNICEF (RR)	UNICEF	UN System	GoK	5,000	5,000				5,000				
2306I065	Improving senior secondary teachers quality through ICT-support and improve	UNICEF (RR)	UNICEF	UN System	GoK	11,274	11,274				11,274				
2301F074	Development of E5SP Plan 2016-2019	UNICEF (RR)	UNICEF	UN System	GoK	231,334	42,212				42,212				
2304I009	National and School-level contingency plan development Educational System Covid-19	GPE	UNICEF	UN System	GoK	166,495	1,752	62,167	43,600		20,319				
2306I018	Prevention, Control, Response for Remote Learning Support for Teachers	NZN/GPE	UNICEF	UN System	GoK	211,306	41,163	115,281	142,847		13,597				
2304I053	MICS Eagle and Education Statistical Digest	DC	UNICEF	UN System	GoK	22,729	14,138	7,090	7,090		14,138				
2308I057	Parent & Community Sensitization	GPE	UNICEF	UN System	GoK	24,405	1,262				1,262				
2315K073	Regional Review on Inclusive Education	UNICEF (RR)	UNICEF	UN System	GoK	710	3				3				
2308M038	Kiribati Quality Standards	UNICEF (RR)	UNICEF	UN System	GoK	17,812	17,812		17,812						
2315M052	Digital Kiribati Quality Standard Data Collection	UNICEF (RR)	UNICEF	UN System	GoK	33,989	33,989		33,989						
2304M053	National Consultation for TES	UNICEF (RR)	UNICEF	UN System	GoK	3,630	3,630		3,630						
	UN SYSTEM TOTAL					2,581,037	487,147	457,823	518,545	426,426	7,824,319	18,505,847	19,602,608	19,409,085	19,409,085
	MOE SUBTOTAL					68,139,903	11,328,629	9,392,772	19,907,061	23,411,371	7,824,319	18,505,847	19,602,608	19,409,085	19,409,085
24 - MINISTRY OF INFORMATION, COMMUNICATIONS AND TRANSPORT															
2409I020	Cybersecurity	DFAT		DFAT	GoK	9,985	3,382				3,382				
	DFAT TOTAL					9,985	3,382				3,382				
2409I049	TAK International Visitor Survey (IVS)	EU		EU	GoK	12,190	6,965				6,965				
	EU TOTAL					12,190	6,965				6,965				
2404G126	AKL Commercial Manager	GoK		GoK	GoK	230,000	()				()				
2404I057	Embraer Aircraft	GoK		GoK	GoK	67,955,875	()				()				
2402H090	Kiribati Shipping Services Limited Support (CEO)	GoK		GoK	GoK	519,600	62,883				62,883				
2409I095	Startup costs for Bwebweriki (BNL support)	GoK		GoK	GoK	466,641	420,486				420,486				
2401E039	Support to KAIP	GoK		GoK	GoK	120,000	6,322				6,322				
2409I013	Outer Island Mobile Towers	GoK		GoK	GoK	6,300,000	3,189,742				861,751				
2401F137	BPA Broadcasting Station	GoK		GoK	GoK	449,833				2,327,991					
2409K042	Government Wide Area Network (GWAN)	GoK		GoK	GoK	200,000	200,000				200,000				
2401K057	Banaba Airstrip	GoK		GoK	GoK	1,000,000	1,000,000				1,000,000				
2409I054	Microsoft Office License for Govt'	GoK		GoK	GoK	200,000	19,561				19,561				
2401G031	KAIP Additional Financing	GoK		GoK	GoK	2,610,882									
2402G127	New Tekabiau Holding Limited Vessel (LC Aratobwa)	GoK		GoK	GoK	3,400,000	11,752				11,752				
2404G125	AKL Expert Aviation Team	GoK		GoK	GoK	125,800									
24014352	International Air Services	GoK		GoK	GoK	23,719,384	411,593				411,593				
2405H054	Dash 8 Aircraft for Air Kiribati Limited	GoK		GoK	GoK	5,700,000									

Code	Project Title	Donor	Implementing Agency	Donor Grouping	Financial System Used	Total Project Cost	Accumulated Bal up to 2021	2022 Budget	2022 RevBudget	2022 Warrant	2022 Est Balance	2023 Budget	2024 Est.	2025 Est.	2026 Est
2401H037	Kiribati Connectivity Project	GoK		GoK	GoK	500,000					54,663				
2405H103	Redevelopment of the Air Kiribati Hanger and Office	GoK		GoK	GoK	1,000,000	54,663								
2404C039	Civil Aviation Development	GoK		GoK	GoK	500,000									
2409I062	e-Centre	ITU		UN System	GoK	7,412	5,946			2,327,991	3,049,010	2,600,000	1,000,000	1,000,000	1,000,000
		UN SYSTEM TOTAL			GoK	7,412	5,946				5,946				
2402M006	Marin Buoy	HSC		Others	GoK	54,686	54,686			54,686	0				
		Others TOTAL			GoK	54,686	54,686			54,686	0				
2401E228	Kiribati Maritime Safety Programme	MFAT		MFAT	GoK	639,880	244,375			243,081	1,294				
		MFAT TOTAL			GoK	639,880	244,375			243,081	1,294				
2404K075	Embraer Aircraft	PRC		PRC	GoK	6,769,564	4,207,322				4,207,322				
2401L083	Tug & Barge	PRC		PRC	GoK	4,752,000									
2401M043	Procurement of fit-for purpose landing craft for the Line & Phoenix	PRC		PRC	GoK	4,540,000		2,435,500	4,540,000	4,540,000					
		PRC TOTAL			GoK	16,061,564	4,207,322	2,435,500	4,540,000	4,540,000	4,207,322				
2402I075	Rescue LC Linnix	Other		Other	GoK	91,730	806				806				
2405G024	Ground Handling Equipment	Other		Other	GoK	305,500	806				806				
		Other TOTAL			GoK	397,230	806				806				
	MICT SUBTOTAL					132,180,962	9,900,484	2,435,500	4,540,000	7,165,758	7,274,726	2,600,000	1,000,000	1,000,000	1,000,000
25 - MINISTRY OF FINANCE AND ECONOMIC DEVELOPMENT															
2504K036	COVID-19 Emergency Response - APDRF	ADB		ADB	GoK	2,065,511	364,606				364,606				
GOK_C19_2	Pacific disaster resilience program	ADB		ADB	GoK	10,949,869		10,949,869	8,233,498	8,233,498	2,716,371				
		ADB TOTAL				13,015,380	364,606	10,949,869	8,233,498	8,233,498	3,080,977				
2505G122	Support Maintenance Contract for RMS	DFAT		DFAT	GoK	54,970	(24,276)				(24,276)				
2506I034	Household and Emergency census for DHS-MICS social development indicator survey	DFAT		DFAT	GoK	62,062	(44,936)				(44,936)				
GOK_C19_1	Economic Reform Program - Budget Support for Covid19 Response Recovery	DFAT		DFAT	GoK	3,599,940	1,561,248				1,561,248	4,000,000	1,000,000	1,000,000	
2502L011	Project Reconciliation	DFAT		DFAT	GoK	99,985	26,010			10,114	15,896				
2502M013	SFU Reform Project	DFAT		DFAT	GoK	3,000,000	3,000,000			25,700	2,974,300				
		DFAT TOTAL				6,816,957	4,518,046			35,814	4,482,232	4,000,000	1,000,000	1,000,000	
DNR00106 (Donor System)	Strengthening the Economic Dialogue and Public Financial Management (PFM) Reforms (Budget Support) (EUR7,500,000)	EU		EU	GoK	3,875,000		3,875,000							
		EU TOTAL				3,875,000		3,875,000							
2502I001	Copra Price Scheme	GoK		GoK	GoK	120,682,804	1,214,775	40,000,000	40,000,000	27,041,000	14,173,775	28,000,000	40,000,000	40,000,000	40,000,000
2502I092	Updating and Annual training on the Finance Manual	GoK		GoK	GoK	17,000	6,390				6,390				
2501G005	Archival & Storage Facility	GoK		GoK	GoK	180,000	48,226				48,226				
2502I068	Kiribati Financial Management Information system	GoK		GoK	GoK	2,075,000	1,015,317	800,000	800,000	1,500,000	315,317	1,500,000	1,400,000		
2504A051	SOE Reform Programme	GoK		GoK	GoK	10,903,792	710,840	36,151	36,151	5,000	741,991				
2504H082	Climate change support program	GoK		GoK	GoK	150,000									
2504H102	Computerized Reservation System for AKL	GoK		GoK	GoK	189,000	39,327				39,327				

Code	Project Title	Donor	Implementing Agency	Donor Grouping	Financial System Used	Total Project Cost	Accumulated Bal up to 2021	2022 Budget	2022 RevBudget	2022 Warrant	2022 Est Balance	2023 Budget	2024 Est.	2025 Est.	2026 Est
2504I028	Development Partners' Forum	GoK		GoK	GoK	187,123	100,000				100,000			100,000	
LCDF2023_2	New Financial Supervisory Authority	GoK		GoK	GoK	500,000						500,000	500,000		
LCDF2023_3	Arrears resolution	GoK		GoK	GoK	1,500,000						1,500,000			
LCDF2023_4	Leave Grant for Non-ER posts	GoK		GoK	GoK	9,500,000						9,500,000	12,500,000	12,500,000	12,500,000
2506I025	Household Income and Expenditure Survey	GoK		GoK	GoK	834,000	61,884				61,884				
2504K059	COVID-19 Relief Package (SOE - AKA)	GoK		GoK	GoK	1,843,006	556,896			464,000	92,896				
2504K041	COVID-19 Relief Package (SOE - AKL)	GoK		GoK	GoK	800,000	789,703			55,022	734,681				
2504K069	COVID-19 Relief Package - Unemployment support package	GoK		GoK	GoK	960,122	960,122			771,357	188,765				
2504K070	COVID-19 Relief Package - Business Stimulus Package	GoK		GoK	GoK	4,490,000	990,000				990,000				
2504K071	COVID-19 Relief Package - Cargo Buffer	GoK		GoK	GoK	3,500,000	1,657,300			1,328,137	329,163				
2504M063	Support to KOIL	GoK		GoK	GoK	1,906,872			1,906,872						
2504K011	2020-2023 KDP Consultations & Embedding SDG & SAMOA Pathway reporting	GoK		GoK	GoK	60,000	24,297				24,297	50,000			
2501F108	Refurbishment on Old Parliament House	GoK		GoK	GoK	50,000	2,966				2,966				
2504A108	Kiribati Road Rehabilitation Project	GoK		GoK	GoK	19,614,734	()				()				
2504I024	Support to Kiribati VNR report (DB18)	GoK		GoK	GoK	7,700									
2507E017	Population Census 2015	GoK		GoK	GoK	300,000	(408,036)				(408,036)				
2501D047	Rehabilitation of MFED Office	GoK		GoK	GoK	100,000	(36,049)				(36,049)				
2504I057	Embraer Aircraft	GoK		GoK	GoK	952,767	3,330				3,330				
2504I102	Support for AKL's Domestic Sector	GoK		GoK	GoK	5,114,271	568,771				568,771				
2501K004	Honorable Vice President's Mwaneeba	GoK		GoK	GoK	110,242	(126,831)				(126,831)				
2504K080	Support to I-kiribati nationals stranded overseas due to COVID19	GoK		GoK	GoK	2,130,408	387,591				387,591				
2504I003	Repatriation for Stranded Nationals Overseas due to COVID-19	GoK		GoK	GoK	650,000	61,563				61,563				
2501I046	Infrastructure Maintenance Fund (MFED)	GoK		GoK	GoK	8,983,900	4,607,609			5,036,261	2,571,348	4,000,000	6,000,000	6,000,000	6,000,000
2504M033	Eita Village Maneaba	GoK		GoK	GoK	6,681			6,681						
2501M042	Account Opening pilot project	GoK		GoK	GoK	41,099			41,099						
2504M010	ADB Disputed Compensations	GoK		GoK	GoK	16,247	7,551				16,247				
	GoK TOTAL					198,356,767	13,243,541	43,000,000	45,799,499	38,155,429	20,887,611	45,050,000	60,400,000	58,600,000	58,500,000
2504H083	Readiness supports to strengthen Kiribati engagement with the GCF	MFAT		MFAT	GoK	142,890	(15,964)				(15,964)				
2504K018	COVID-19 Project	MFAT		MFAT	GoK	2,910,885	46,472				46,472				
2504I017	Finalization of the Kiribati Development Plan 2020-23	MFAT		MFAT	GoK	26,985	16,225				16,225				
2506M004	Population and Housing Census	MFAT		MFAT	GoK	504,349	504,349			167,071	337,277				
	MFAT TOTAL					3,585,109	551,081			167,071	337,277				
2504M051	COVID-19 Support	PRC		PRC	GoK	390,032	390,032			290,945	99,087				
2504I062	COVID-19 Vaccine roll out & transportation	PRC		PRC	GoK	400,894	325,560				325,560				
2504M074	Anti-COVID 19 Cooperation fund	PRC		PRC	GoK	297,097	297,097				297,097				
2504M002	Embraer - AKL Fleet Financing Project	PRC		PRC	GoK	7,280,000			7,280,000	7,280,000					
	PRC TOTAL					8,368,022	1,012,689		7,280,000	7,570,945	721,743				

Code	Project Title	Donor	Implementing Agency	Donor Grouping	Financial System Used	Total Project Cost	Accumulated Bal up to 2021	2022 Budget	2022 RevBudget	2022 Warrant	2022 Est Balance	2023 Budget	2024 Est.	2025 Est.	2026 Est
2506J103	Household Income and Expenditure Survey (HIES)	SPC	SPC	SPC	GoK	50,000	(3,308)				(3,308)				
		SPC TOTAL				50,000	(3,308)				(3,308)				
2506I053	The household listing and emergency activity	UNFPA	UN System	UN System	GoK	771,760	(6,454)				(6,454)				
		UN SYSTEM TOTAL				771,760	(6,454)				(6,454)				
2506M016	Kiribati Population Register Development	VSI	Others	Others	GoK	54,970	54,970			49,213	5,757				
		Others TOTAL				54,970	54,970			49,213	5,757				
	MFED SUBTOTAL					231,018,965	19,735,172	46,875,000	64,029,368	54,211,971	29,552,569	49,050,000	61,400,000	59,600,000	58,500,000
26 - MINISTRY OF WOMEN, YOUTH, SPORT AND SOCIAL AFFAIRS															
2605G082	Respectful Relationships Program	DFAT	DFAT	DFAT	GoK	300,388	259,273				259,273				
2605G083	Support to Continuation of Safenet Positions	DFAT	DFAT	DFAT	GoK	64,774	512				512				
2603H041	Support to Toa Matoa Seawall and Maneaba	DFAT	DFAT	DFAT	GoK	51,435	8,765				8,765				
2605H056	Support to Organizational Assessment of AMAK	DFAT	DFAT	DFAT	GoK	126,155	11,674				11,674				
2603I004	Accessibility Audit Training	DFAT	DFAT	DFAT	GoK	62,706	33,998				33,998				
2605H060	Essential Services Program (MWYSSA)	DFAT	UN-Women	UN System	GoK	146,933	15,945				15,945				
2605H075	Strengthening Peaceful Village Kiribati (SPVK)	DFAT	UN-Women	UN System	GoK	1,046,232	537,851		198,812	585,529	151,134				
2605S200	UNIFEM	DFAT	UN-Women	UN System	GoK	61,685	(18,172)				(18,172)				
26034678	Child Protection	DFAT	UNICEF	UN System	GoK	707,689	10,740				10,740				
2603I018	Emergency Psychosocial Support DCT for Nonouti Disaster	DFAT	UNICEF	UN System	GoK	22,582	6,133				6,133				
2603I016	Psychosocial support for Arorae & Tamana	DFAT	UNICEF	UN System	GoK	27,723	4,114				4,114				
2607L038	Disability COVID-19 Awareness	DFAT	DFAT	DFAT	GoK	5,000	1,038		5,000		1,038				
2603F069	Disability Unit Strengthening	DFAT	DFAT	DFAT	GoK	49,985	3,350				3,350				
2605D121	Support to Women Development Division Activities	DFAT	DFAT	DFAT	GoK	305,995	14,043				14,043				
2605E046	National Laws and Policies on ESGBV & Gender Equality	DFAT	DFAT	DFAT	GoK	149,940	4,151				4,151				
2605F001	Additional Funding to EVAW Fund	DFAT	UN-Women	UN System	GoK	123,146	19,201				19,201				
2605H063	Support for WWD Staff Retreat at Tokaraetina Motel, Aboakoro	DFAT	UN-Women	UN System	GoK	9,945	1				1				
2604E063	Adolescent Girls Initiatives	DFAT	UNICEF	UN System	GoK	6,158	4,539				4,539				
2604E204	Convention on the Rights of the child	DFAT	UNICEF	UN System	GoK	10,285	5,571				5,571				
2605C130	Eliminating Violence Against Women (AVAW)	DFAT	UN-Women	UN System	GoK	191,250	(113,801)		528,808		(113,801)				
2603K009	Community Referral Pathway Training	DFAT	UNICEF	UN System	GoK	12,000	12,000				12,000				
2605K022	Gender Equality and Women Development	DFAT	DFAT	DFAT	GoK	43,343	28,192				28,192				
2607L012	Furnishing Te Toa Matoa Center	DFAT	DFAT	DFAT	GoK	68,200	23,598			25,212	(1,614)				
2604L067	Implementation of child protection package on South Tarawa	DFAT	UNICEF	UN System	GoK	12,570	6,670		6,670	74,536	(67,866)				
2605M021	Support to Women's Development Activities	DFAT	DFAT	DFAT	GoK	65,095	65,095			65,095					
2607M031	Kiribati National Disability Policy & Action Plan 2018-2021	DFAT	DFAT	DFAT	GoK	342,318	269,998		72,320	72,320	269,998				
		DFAT TOTAL				4,013,533	1,207,811	528,808	282,802	822,691	662,921				

Code	Project Title	Donor	Implementing Agency	Donor Grouping	Financial System Used	Total Project Cost	Accumulated Bal up to 2021	2022 Budget	2022 RevBudget	2022 Warrant	2022 Est Balance	2023 Budget	2024 Est.	2025 Est.	2026 Est
27 - MINISTRY OF INFRASTRUCTURE AND SUSTAINABLE ENERGY															
2708H070	Te Toamatoa Centre	DFAT		DFAT	GoK	472,484	125,833			67,311	58,522				
2709A110	South Tarawa Sanitation Improvement Sector Project	DFAT		DFAT	GoK	13,950,000									
2705G059	Te Meeria Male Facilities	DFAT		DFAT	GoK	272,850	18,074				18,074				
2705E027	Reconstruction of Tuarua Rehabilitation Centre	DFAT		DFAT	GoK	630,910	237,087				237,087				
2705K045	Mental Health Rehabilitation Facility	DFAT		DFAT	GoK	269,990	269,990			269,990	20,298				
2705K043	MHMS PCR Facility Quality Review	DFAT		DFAT	GoK	20,298	20,298								
2705L044	KSCSN Facility Upgrade	DFAT		DFAT	GoK	249,993	249,993			249,993					
2705L043	AMAK Rehabilitation	DFAT		DFAT	GoK	279,955	279,955			279,955					
2705L033	Polymerase Chain Reaction Laboratory Construction	DFAT		DFAT	GoK	423,864	423,864			423,864					
DFAT TOTAL						16,570,343	1,625,093			1,291,113	333,980				
2704H108	Outer Island Infrastructure Program	GoK		GoK	GoK	28,383,760	6,417,081			1,920,000	4,497,081				
2706I086	Outer Island Water Tanks (500L)	GoK		GoK	GoK	3,660,000	2,041,264				2,041,264				
2709I049	Phase I of the Outer Islands Access and Passages	GoK		GoK	GoK	700,000	14,546				14,546				
2709I096	Infrastructure Maintenance Fund	GoK		GoK	GoK	4,483,552	487,240				487,240				
2702J064	Renewable Energy System JV	GoK		GoK	GoK	250,000									
2705F135	PUB Toilets	GoK		GoK	GoK	350,000	84,336			59,035	25,301				
2703H099	PUB Electricity Distribution Refurbishment	GoK		GoK	GoK	1,000,000									
2705A051	Demolition of Otintaai Hotel East Wing	GoK		GoK	GoK	45,647	37,358				37,358				
2709F064	Kings Wharf on Butaritari Island	GoK		GoK	GoK	200,000	10,601				10,601				
2709F065	Marakei Bridge	GoK		GoK	GoK	250,000	(19,418)				(19,418)				
2709F066	Abemama Bridge	GoK		GoK	GoK	139,275	(7,019)				(7,019)				
2706C045	Support to Kiriwatsan I	GoK		GoK	GoK	90,500	(202,116)				(202,116)				
2706C046	Support to South Tarawa Road Upgrading	GoK		GoK	GoK	210,000	20,000				20,000				
2706C043	Kiritimati Water Supply Project Preparation	GoK		GoK	GoK	114,500	8,174				8,174				
2701F047	Maintenance of PUB Generator	GoK		GoK	GoK	1,265,573	(54)				(54)				
2701F053	Support to KIIEP	GoK		GoK	GoK	7,500	(12,096)				(12,096)				
2701F130	Access and Roads Maintenance South Tarawa & Betio	GoK		GoK	GoK	195,000									
2701G115	Support to the Nippon Causeway	GoK		GoK	GoK	1,680,000	100,000				100,000				
2706I010	Improving access to Water for Banaba and Temaiku Communities	GoK		GoK	GoK	193,018	111,084			76,689	34,395				
2706I034	South Tarawa Water Supply Expansion of Tuarua Central Hospital - Phase 2: New TB	GoK		GoK	GoK	1,482,449	1,481,370			488,766	992,604				
2701F136	Maneaba/Ward	GoK & DFAT		GoK	GoK	603,252	204,517			204,112	405				
2701A024	Heavy Plants and Machines	GoK & Other		GoK	GoK	2,276,186	129,636				129,636				
2706C044	Support to KAPILI Project	GoK & WB		GoK	GoK	216,175	74,292				74,292				
GoK TOTAL						47,796,387	10,980,797			2,748,602	8,232,195				
2706M077	Kiribati World Toilet Day - Rotomould	Roto		Others	GoK	700	700			700					
2702I012	PV Solar mini off-grid for rural church communities	CND		Others	GoK	309,428	(19,672)			8,458	(28,130)				
2704L037	Koii Support to Renewable Energy Sector	KOIL		Others	GoK	674,586	674,586				674,586				
2702M027	Solarization of Junior Secondary Schools	ISA		Others	GoK	41,383	41,383			49,867	(8,484)				
OTHERS TOTAL						1,026,097	654,914			59,025	637,972				

Code	Project Title	Donor	Implementing Agency	Donor Grouping	Financial System Used	Total Project Cost	Accumulated Bal up to 2021	2022 Budget	2022 Revbudget	2022 Warrant	2022 Est Balance	2023 Budget	2024 Est.	2025 Est.	2026 Est
27021005	Sustainable Water Supply for Vulnerable Rural Communities	IR		IR	GoK	1,215,040	387,994			204,479	183,514				
27021038	PV Solar mini off-grid for fish centers Outer Island Phase 2	IR		IR	GoK	1,111,093	72,986				72,986				
27021023	PV Solar Off-grid systems for 4 boarding schools and village community	IR		IR	GoK	322,566	321,094			206,561	114,533				
	IR TOTAL					2,648,699	782,073			411,040	371,033				
2706M076	Kiribati - World Toilet Day - MFAT	MFAT		MFAT	GoK	600			600		600				
2706I056	Kiribati Sanitation Roadmap Addendum	MFAT		MFAT	GoK	699,970	235,684			235,684					
2709H010	Betio landfill seawall rehabilitation project	MFAT		MFAT	GoK	231,269	4,024				4,024				
2703I011	PUB Electricity Distribution Refurbishment phase 2	MFAT		MFAT	GoK	259,955									
2706I040	Tarawa Phase 1 and Phase 2 Water security support for South	MFAT		MFAT	GoK	1,989,950			899,970	899,970					
2701K020	Improving Access to Quality potable water and power backup for Central Hospital Nowerwere	MFAT	UNICEF	UN System	GoK	122,955									
2706K047	WASH from the Start	MFAT		MFAT	GoK	98,795	35,662			18,140	17,522		242,896	80,965	60,724
2701K065	PUB Assistance for critical spare parts	MFAT		MFAT	GoK	698,388									
2709K076	Incentivizing Economic Reform: Asset Management Fund	MFAT		MFAT	GoK	301,552	301,552				301,552				
2702L066	Kiribati Utilities Reform Program	MFAT		MFAT	GoK	2,300,000	1,791,794			1,931,094	(139,300)				
2706M022	Kiribati world water day	MFAT		MFAT	GoK	500			500						
	MFAT TOTAL					6,705,934	2,968,715		901,070	3,085,388	184,398		840,965	60,724	101,206
2709L026	Buota submerged causeway	PRC		PRC	GoK	569,600	299,040			299,040					
2706L072	Global Handwashing & World toilet day	PRC		PRC	GoK	1,000	1,000				1,000				
2701M019	Solar Kits Donation	PRC		PRC	GoK	3,000	3,000			3,000					
	PRC TOTAL					573,600	303,040			302,040	1,000				
2709H003	Heavy Plant and Equipment for Roads and Seawalls	Other		Other	GoK	2,885,905	(100)				(100)				
2709D074	Outer Island Road & Airstrip Upgrading	Other		Other	GoK	2,000,000	374,597				374,597				
2709F020	Heavy Plant and Equipment	Other		Other	GoK	1,270,000	(8,385)				(8,385)				
2709H087	Buota Bridge	Other		Other	GoK	17,710	2,937				2,937				
2701D048	KOIL's New Additional Fuel Storage	Other		Other	GoK	8,504,601				44,136	(19,124)				
	Other TOTAL					14,678,216	369,049				369,049				
2706H004	Strengthening Water Security of Vulnerable Island States	SPC		SPC	GoK	229,815	9,259				9,259				
2702D044	Kiribati Pacific Appliance Labelling & Standards Program	SPC		SPC	GoK	80,991	4,500				4,500				
2706L016	Enhancing Sustainable Water Security Measures to adapt to climate changes and disaster in vulnerable remote islet communities in Kiribati (SUPA - GCCA)	SPC		SPC	GoK	64,949	10,061				(19,124)				
2709L019	Managing of water scarcity through strengthened water resource management	SPC		SPC	GoK	446,435	31,573			378,847	14,676				
	SPC TOTAL					825,190	55,392		376,501	422,983	9,310				
2706D063	USAID-SPREP Support to Climate Change Adaptation Initiative	SPREP		SPREP	GoK	162,870	(27,274)				(27,274)				
2706M039	WASH Sector Coordinator	UNICEF (RR)	UNICEF	UN System	GoK	19,460	(27,274)			19,460	(27,274)				
	UN SYSTEM TOTAL					19,460	123,648		19,460	19,460	123,648				
2706C067	Kiribatsan 1 Project	EU	UNICEF	UN System	GoK	1,566,486	123,648				123,648				
	EU TOTAL					1,566,486	123,648				123,648				
2702H115	Solar Light Kits, Households in Urban Districts - Phase II	ROI		ROI	GoK	1,422,960	37,583				37,583				
2702B017	Purchase of cherry picker truck	ROI		ROI	GoK	25,220	20				20				
	ROI TOTAL					1,448,180	37,603			8,339,650	37,603		840,965	60,724	101,206
	MISE SUBTOTAL					94,016,463	17,273,050		1,339,515	8,339,650	10,272,914		2,578,318	60,724	101,206

Code	Project Title	Donor	Implementing Agency	Donor Grouping	Financial System Used	Total Project Cost	Accumulated Bal up to 2021	2022 Budget	2022 Rev/Budget	2022 Warrant	2022 Est Balance	2023 Budget	2024 Est.	2025 Est.	2026 Est
28 - MINISTRY OF EMPLOYMENT AND HUMAN RESOURCES															
2802G078	Superannuation for Seasonal Workers in Australia	DFAT		DFAT	GoK	14,400									
	DFAT TOTAL					14,400									
2802C053	Banaba Compensation	GoK		GoK	GoK	1,484,513	15,000				15,000				
2802F127	Sustaining I-Kiribati Overseas Employment Workshop	GoK		GoK	GoK	11,357	(3,001)				(3,001)				
2802E020	Recognised Seasonal Employment Scheme (RSE)	RF		GoK	GoK	244,891	6,010				6,010				
	GoK TOTAL					1,740,761	18,010				18,010				
2802F191	Labour mobility enhancement	MIFAT		MIFAT	GoK	109,623	9,424				9,424				
28054497	MTC Institutional Strengthening GFA	MIFAT		MIFAT	GoK	1,435,508	138,547	47,638		98,570	39,977				
2802H004	VISA Fees for Seasonal Worker in MIFAT	MIFAT		MIFAT	GoK	14,238	1,345				1,345				
2802H011	RSE Liaison Office in New Zealand	MIFAT		MIFAT	GoK	1,890	104				104				
	MIFAT TOTAL					1,561,259	149,421	47,638		98,570	50,851				
2804H049	Upgrade of MTC's Library	FRG		Others	GoK	14,485	(22)				(22)				
2802M079	Salaries for temporary staff within the Overseas Employment Unit	PLF		Others	GoK	21,959			21,959						
	OTHERS TOTAL					36,444	(22)		21,959	21,959	(22)				
2802G111	Maximizing I-Kiribati employment in Northern DFAT/Tralia	UNESCAP		UN System	GoK	40,130	(3,419)				(3,419)				
	UN SYSTEM TOTAL					40,130	(3,419)				(3,419)				
	MEHR SUBTOTAL					3,392,994	163,990	47,638	21,959	120,529	65,420				
29 - MINISTRY OF LINE AND PHOENIX ISLANDS DEVELOPMENT															
2908E077	Primary School Rehabilitation Program	DFAT		DFAT	GoK	685,846	160,119				160,119				
	DFAT TOTAL					685,846	160,119				160,119				
2908I081	Focus Group for Land Use in Kiritimat	EU		EU	GoK	24,680	2,990				2,990				
2912K081	11th EDF NIP - Building Resilience through Improved Sanitation (BRIS) - Implemented by UNICEF (EUR6,250,000) - WASH from the Start	EU	UNICEF	UN System	GoK	255,957	(7,495)		196,640	188,963	181	982,789	773,946	307,121	
	EU TOTAL					280,637	(4,505)		196,640	188,963	3,171	982,789	773,946	307,121	
2905C038	Kiritimat Power Supply (Fuel)	GoK		GoK	GoK	9,908,763	601,122	1,000,000	1,000,000	1,000,000	601,122	1,000,000	1,000,000	1,000,000	1,000,000
2908I004	Toilet Block at Teraina Airport	GoK		GoK	GoK	69,975	16,509				16,509				
2908I003	Tabwakea Primary School	GoK		GoK	GoK	1,500,000	(5,117)				(5,117)				
2901G133	Seaweed project	GoK		GoK	GoK	400,000	300,000				300,000				
2901K057	Senior Secondary School in Kiritimat	GoK		GoK	GoK	2,000,000	934		1,000,000	1,000,000	934				
2904K058	E-grade Housing development	GoK		GoK	GoK	1,000,000	1,000,000				1,000,000				
2901L041	Kiritimat Mini-stadium maintenance	GoK		GoK	GoK	16,100	722				722				
	GoK TOTAL					14,894,838	3,914,170	2,000,000	2,000,000	2,000,000	1,914,170	1,000,000	1,000,000	1,000,000	1,000,000
2908G028	Provision of Septic Truck to Kiritimat Island	Japan		Japan	GoK	109,262	(11,504)				(11,504)				
2908G039	Upgrading of Saint Francis High School	Japan		Japan	GoK	89,710									
	JAPAN TOTAL					198,972	(11,504)			4,838	(11,504)				
2908H007	Kiritimat Solid Waste Management	MIFAT		MIFAT	GoK	615,053	47,152				47,152				
2908F109	Kiritimat Island Energy Project	MIFAT		MIFAT	GoK	145,890	(17,270)				(17,270)				
	MIFAT TOTAL					760,943	29,882			4,838	25,045				

Code	Project Title	Donor	Implementing Agency	Donor Grouping	Financial System Used	Total Project Cost	Accumulated Bal up to 2021	2022 Budget	2022 RevBudget	2022 Warrant	2022 Est Balance	2023 Budget	2024 Est.	2025 Est.	2026 Est
2909G093	Solar Salt Warehouse	Other		Other	GoK	130,000	188				188				
2904G134	Housing Improvement on Kiritimati Island	Other		Other	GoK	250,000	82,808				82,808				
2908I067	Main camp clinic	Other		Other	GoK	27,816	4,782				4,782				
2901D097	LC Linnix Insurance costs	Other		Other	GoK	3,403,981	243,272				243,272				
2908B094	Upgrading of Infrastructure for MLPID	Other		Other	GoK	183,030	(197,774)				(197,774)				
2901K017	Shipping cost for public transport and infrastructure equipment	Other		Other	GoK	44,910	4,394				4,394				
2901L021	Rehabilitation of Teraina Tewanua Passage	Other		Other	GoK	55,000	53,190			35,037	18,153				
		Other TOTAL				4,094,737	190,859			35,037	155,822				
2901L056	Improving water system on Christmas Island	UNESCO		UN System	GoK	16,135	25				25				
		UN SYSTEM TOTAL				16,135	25				25				
	MLPID SUBTOTAL					20,932,109	2,279,047	2,000,000	2,196,640	2,228,838	2,246,849	1,982,789	1,773,946	1,307,121	1,000,000
37 - MINISTRY OF JUSTICE															
37044678	Child Protection	DFAT	UNICEF	UN System	GoK	140,710	2,585				2,585				
3702I056	Custom Broker Training	DFAT		DFAT	GoK	2,691	218				218				
3706I098	OPL Legal Staff training	DFAT	UNICEF	UN System	GoK	4,274	1,036				1,036				
3701I098	Statelessness Workshop	DFAT	UNICEF	UN System	GoK	26,136	101				101				
		DFAT TOTAL				173,811	3,940				3,940				
3701I037	Reviewing Parliament Representatives	Other		Other	GoK	38,546	17,871				17,871				
		Other TOTAL				38,546	17,871				17,871				
3702H106	ASYCUDA	GoK		GoK	GoK	26,000	2,107				2,107				
		GoK TOTAL				26,000	2,107				2,107				
3705I009	International Human Rights Day	UNDP		UN System	GoK	890	490				490				
3705I035	OHCHR ROP Mission to Kiribati	UNDP		UN System	GoK	1,095									
		UN SYSTEM TOTAL				1,985	490				490				
	MOJ SUBTOTAL					240,342	24,408				24,408				
	Grand Total					849,223,028	116,868,845	116,789,532	146,265,517	159,811,205	101,507,004	126,357,377	135,921,033	132,324,263	121,542,805

Donor System

TABLE 7B: DEVELOPMENT BUDGET BY MINISTRY 2021-2026 DONOR SYSTEM

Code	Project Title	Donor	Implementing Agency	Donor Grouping	Financial System Used	Total Project Cost	2022 Budget	2022 RevBudget	2023 Budget	2024 Est.	2025 Est.	2026 Est
09 - OFFICE OF TE BERETIENTI												
DNR00011	GEF LDCF II- "Enhancing "whole of islands" approach to strengthen community resilience to climate and disaster risks in Kiribati"	GEF	UNDP	UN System	UNDP	12,565,297						
	GEF TOTAL					12,565,297						
DNR00012	UN Peace-Building Fund "Climate Security Project"	UNSG		UN System	UNSG	500,000	500,000					
DNR00014	UNEP Technology Needs Assessment Project	UNEP		UN System	UNEP	17,000						
	UN System TOTAL					517,000						
DNR00001	Climate Security in the Pacific	PBF		Others	UNDP	3,883,495						
	Others TOTAL					3,883,495						
DNR00013	EU Intra-ACP PACRES Project	SPREP		SPREP	SPREP	1,000,000						
	SPREP TOTAL					1,000,000						
DNR00003	Emergency Humanitarian Support - Banaba Crisis	DFAT		DFAT	DFAT	204,739	50,000					
DNR00004	Disaster Response Levy	DFAT		DFAT	DFAT	404,000	625,000		2,000,000			
	DFAT TOTAL					608,739	50,000	625,000	2,000,000			
DNR00002	Land Reclamation Project Management Design	MFAT		MFAT	MFAT	108,288		22,000				
DNR00006	Banaba water crisis	MFAT		MFAT	MFAT	74,375						
DNR00007	Climate Mobility	MFAT	Multiple (GNS, IOM ...)	MFAT	MFAT	44,124	21,899					
DNR00008	Mainstreaming Climate Change in Governance	MFAT	UNDP	UN System	UNDP	42,000	21,000	21,000				
DNR00009	Information for decision-making on climate change	MFAT	Multiple (SPC, NIWA...)	MFAT	MFAT	695,959	222,486	115,000	158,000	68,000		
DNR00010	Ecosystems Resilience (via Live and Learn)	MFAT		MFAT	MFAT	1,817,351	683,696					
	MFAT TOTAL					2,782,097	949,081	158,000	158,000	68,000		
DNR00005	Kiribati Outer Island Resilience and Adaptation - IDA 19_USD\$20m	WB		WB	WB	14,330,753	7,165,377	82,264	1,233,959	4,113,195	7,568,279	9,213,557
	WB TOTAL					14,330,753	7,165,377	82,264	1,233,959	4,113,195	7,568,279	9,213,557
	OB SUBTOTAL					35,687,381	8,664,457	865,264	3,391,959	4,181,195	7,568,279	9,213,557
10 - PUBLIC SERVICE OFFICE												
DNR00015	Australian Award Scholarships	DFAT		DFAT	DFAT	11,292,936	2,550,000	2,300,000	2,700,000	1,900,000	806,000	
DNR00016	Australia Award Pacific Scholarships	DFAT		DFAT	DFAT	5,997,445	1,250,000	1,600,000	1,600,000	2,300,000	1,800,000	
	DFAT TOTAL					17,290,381	3,800,000	3,550,000	4,300,000	4,200,000	2,606,000	
DNR00164	Housing Development - Bairiki Phase 1 and 2	MFAT		MFAT	MFAT	700,000		1,480,000				
DNR00017	Kiribati Scholarships (NZ, regional, and short term training awards)	MFAT		MFAT	MFAT	11,807,785	2,286,000	2,286,000	2,476,500	2,165,795		
	MFAT TOTAL					12,507,785	2,286,000	3,766,000	2,476,500	2,165,795		
	PSO SUBTOTAL					29,798,166	6,086,000	7,316,000	6,776,500	6,365,795	2,606,000	

Code	Project Title	Donor	Implementing Agency	Donor Grouping	Financial System Used	Total Project Cost	2022 Budget	2022 RevBudget	2023 Budget	2024 Est.	2025 Est.	2026 Est.
12 - KIRIBATI POLICE SERVICE												
DNR00018	Pacific Islands Prevention Programme (NZ Police) - multi-country	MFAT		MFAT	MFAT	634,798	169,558					
DNR00019	Improving Transparency and Accountability - multi-country	MFAT		MFAT	MFAT	199,950	74,400					
	MFAT TOTAL					834,748	243,958					
	KPS SUBTOTAL					834,748						
14 - MINISTRY OF FOREIGN AFFAIRS AND IMMIGRATION												
DNR00020	Hakili Matagi (Immigration New Zealand) - multi-country	MFAT		MFAT	MFAT	928,252	255,041	255,041	317,118	75,500		
	MFAT TOTAL					928,252	255,041	255,041	317,118	75,500		
	MFAT SUBTOTAL					928,252	255,041	255,041	317,118	75,500		
15 - MINISTRY OF INTERNAL AFFAIRS												
DNR00021	Local Government Technical Assistance/Facility17-22	MFAT		MFAT	MFAT	108,023	43,999					
	MFAT TOTAL					108,023	43,999					
	MIA SUBTOTAL					108,023	43,999					
16 - MINISTRY OF ENVIRONMENT, LANDS AND AGRICULTURAL DEVELOPMENT												
DNR00022	Atoll Food Future - Live and Learn	DFAT		DFAT	DFAT	2,400,000		900,000	500,000	500,000	500,000	
	DFAT TOTAL					2,400,000		900,000	500,000	500,000	500,000	
DNR00025	Hydrochlorofluorocarbon Phase Out Management	UNEP		UN System	UNEP	10,026						
DNR00030	Kiribati Outer Island Food and Water Project (KOFWFP)	IFAD		UN System	IFAD	3,500,860						
DNR00031	Enhancing Food Security in the Context of Global Climate Change	UNDP		UN System	UNDP	2,350,000	1,900,000					
DNR00032	Enhancing Food Security Nutrition and Resilience to COVID-19 in Kiribati	UN-C19-MPTF	FAO	UN System	FAO	200,000						
	UN System TOTAL					6,060,886	1,900,000					
DNR00024	PIPA Trust Management	PIPA		Others	PIPA	4,936,784						
	Others TOTAL					4,936,784						
DNR00034	Climate Smart Agriculture	QFFD		QFFD	QFFD	2,400,000	2,400,000					
DNR00035	Pacific Green Entrepreneurs Network	QFFD		QFFD	QFFD	2,400,000						
	QFFD TOTAL					4,800,000	2,400,000					
DNR00029	Agriculture Project PRC	PRC		PRC	PRC	5,000,000	2,800,000	1,667,000	1,667,000			
DNR00163	Tobwaan Te Rikiraake Park	PRC		PRC	PRC	2,062,000		2,062,000				
	PRC TOTAL					7,062,000	2,800,000	3,729,000	1,667,000	1,667,000		
DNR00023	Solid Waste Management Phase 2 (Suppliers)	MFAT		MFAT	MFAT	3,145,485	1,687,768	1,640,000	1,260,000			
DNR00026	Solid Waste Management Phase 3 (Suppliers)	MFAT		MFAT	MFAT	894,000	212,000	242,000	275,000	307,000	270,000	286,000
DNR00027	Small Island Food and Water Security Project (MFAT contribution)	MFAT	IFAD/FAO	UN System	IFAD/FAO	1,294,000			225,000	225,000	450,000	394,000
DNR00028	Building resilience to biosecurity threat-multi-country	MFAT		MFAT	MFAT	47,347						
DNR00033	KAS Action Framework	MFAT	GGGI	MFAT	MFAT	178,000	178,000	178,000				
	MFAT TOTAL					5,558,832	2,077,768	2,060,000	1,760,000	532,000	720,000	680,000
	MELAD SUBTOTAL					30,818,502	9,177,768	6,689,000	3,927,000	2,699,000	1,220,000	680,000

Code	Project Title	Donor	Implementing Agency	Donor Grouping	Financial System Used	Total Project Cost	2022 Budget	2022 RevBudget	2023 Budget	2024 Est.	2025 Est.	2026 Est.
18 - MINISTRY OF TOURISM, COMMERCE, INDUSTRY AND COOPERATIVES												
DNR00036	Business Link Pacific/SME Facility	MFAT	BLP	MFAT	MFAT	280,000		280,000				
		MFAT TOTAL				280,000		280,000				
DNR00166	Kiritimati Copra Mill (PRC)	PRC		PRC	PRC	701,728						
		PRC TOTAL				701,728						
DNR00037	Open Integrated Market TA	DFAT		DFAT	DFAT	350,000			100,000			
DNR00038	Open Integrated Market Suppliers	DFAT		DFAT	DFAT	43,310			43,310			100,000
DNR00039	Enhancing Stakeholder Engagement in E-Commerce in Kiribati	DFAT		DFAT	DFAT	983,000		900,000	1,000,000			
		DFAT TOTAL				1,376,310		900,000	1,143,310	150,000		100,000
	MTCIC SUBTOTAL					2,358,038		1,180,000	1,143,310	150,000		100,000
21 - MINISTRY OF FISHERIES AND MARINE RESOURCES DEVELOPMENT												
DNR00045	Marine Protected Area Financing Facility	ADB		ADB	ADB	7,000,000						
		ADB TOTAL				7,000,000						
DNR00042	Procurement of Fisheries Equipment	Japan		Japan	Japan	2,600,000						
DNR00044	Procurement of Fish Collection Vessel	Japan		Japan	Japan	5,500,000			5,500,000			
		JAPAN TOTAL				8,100,000			5,500,000			
DNR00046	Tobwaan Waara (Kiribati Sustainable Fisheries Development TA) Phase 2	MFAT		MFAT	MFAT	4,320,631	801,018	427,000	863,298			
		MFAT TOTAL				4,320,631	801,018	427,000	863,298			
DNR00040	Regional Fisheries Assistance	DFAT	SPC	SPC	SPC	4,900,000		700,000	1,400,000	1,400,000	1,400,000	
		DFAT TOTAL				4,900,000		700,000	1,400,000	1,400,000	1,400,000	
DNR00041	Pacific Island Regional Seascape Program -PROP (Programmatic Preparation Advance) IDA 18 USD \$19.5	WB		WB	WB	26,400,000	1,600,000	1,990,786	3,866,403	6,564,659	7,897,335	8,061,862
		WB TOTAL				26,400,000	1,600,000	1,990,786	3,866,403	6,564,659	7,897,335	8,061,862
	MFMRD SUBTOTAL					50,720,631	2,401,018	3,117,786	11,629,701	7,964,659	9,297,335	8,061,862
22 - MINISTRY OF HEALTH AND MEDICAL SERVICES												
DNR00047	Support to RMNCAH Program	DFAT	UNFPA	UN System	UNFPA	300,000						
DNR00054	Transformation Age	DFAT	UNFPA	UN System	UNFPA	250,000						
DNR00065	Construction Quality Review	DFAT		DFAT	DFAT	44,775		44,775				
DNR00066	Health Sector Technical Support	DFAT		DFAT	DFAT	70,451		148,000	250,000	250,000	250,000	
DNR00067	Regional Health Investment	DFAT		DFAT	DFAT	900,000			900,000			
DNR00068	Transformative Agenda	DFAT	UNFPA	UN System	UNFPA	4,500,000			1,500,000	1,500,000	1,500,000	
DNR00069	Covid Response Recovery -Logistics support for Australian response to Kiribati's request for urgent pharmaceutical products	DFAT		DFAT	DFAT	461,874		420,000				
DNR00070	Covid Response Recovery -VAHFI	DFAT	UNICEF	UN System	UNICEF	500,000						
DNR00071	Betio Hospital expansion	DFAT		DFAT	DFAT	700,000		300,000	350,000	50,000		
DNR00072	Covid Response Recovery -Delft X-ray machine	DFAT		DFAT	DFAT	125,000						
		DFAT TOTAL				7,852,100		912,775	3,000,000	1,800,000	1,750,000	
DNR00077	Kiribati Health Infrastructure Project	ADB		ADB	KFSU	37,031,250			5,290,179	5,290,179	5,290,179	5,290,179
		ADB TOTAL				37,031,250			5,290,179	5,290,179	5,290,179	5,290,179
DNR00049	Volunteer Program	Japan		Japan	Japan	170,000						
DNR00050	Project for Prevention and Control of Non-Communicable Diseases	Japan		Japan	Japan	110,000						
DNR00061	General soft-type follow-up cooperation (Procurement of Official Vehicle for NCD prevention activity)	Japan		Japan	Japan	77,205		77,205				
DNR00062	Procurement of Health equipment and dredger	Japan		Japan	Japan	8,000,000						
DNR00063	Procurement of Health Equipment	Japan		Japan	Japan	3,000,000						
DNR00078	Project for Elimination of Lymphatic Filariasis	Japan		Japan	Japan	49,200						
		JAPAN TOTAL				11,406,405		77,205				

Code	Project Title	Donor	Implementing Agency	Donor Grouping	Financial System Used	Total Project Cost	2022 Budget	2022 RevBudget	2023 Budget	2024 Est.	2025 Est.	2026 Est.
DNR00051	Medical Treatment Scheme (MTS)	MFAT		MFAT	MFAT	1,885,909	300,000	252,000	576,000	440,000	435,000	420,000
DNR00055	First 1000 days - multi country activity (UNICEF)	MFAT	UNICEF	UN System	UNICEF	634,887		18,000		420,000	215,000	315,000
DNR00057	Kiribati Hospital Infrastructure (Betio hospital and contribution to TCH maintenance)	MFAT		MFAT	MFAT	15,597,631	1,847,190	728,500	2,600,000	8,000,000	2,000,000	
DNR00058	Healthy Families Phase 3 (KFHA)	MFAT	KFHA	MFAT	MFAT	3,340,209	787,448	350,000	682,000	720,000		
DNR00059	Kiribati Health Champions (CARITAS Aotearoa NZD) Phase 1	MFAT	CARITAS	MFAT	MFAT	189,531						
DNR00073	UNICEF Primary Health Care Service Quality during first 1,000 days	MFAT	UNICEF	UN System	UNICEF	4,499,597	1,275,140		1,352,000	1,090,000	1,050,720	
DNR00074	COVID-19: Strengthening Pacific Laboratories	MFAT	PPTC	MFAT	MFAT	31,000						
DNR00075	Pacific Sexual Reproductive Health & Rights	MFAT		MFAT	MFAT	1,155,583	521,700		630,000	540,500	540,500	540,500
DNR00076	Negotiated Partnership with Caritas Aotearoa New Zealand	MFAT	CARITAS	MFAT	MFAT	1,086,522	169,200	65,000	135,000	165,000	165,000	28,000
	MFAT TOTAL					28,420,870	4,900,678	1,413,500	5,975,000	11,375,500	4,406,220	1,303,500
DNR00052	Climate change and health programme	KOICA	WHO	UN System	WHO	2,000,000		200,000	600,000	600,000	600,000	
DNR00053	Support to Health	WHO		UN System	WHO	2,492,737	697,409	400,000	400,000	400,000	400,000	
DNR00060	GoK/UNFPA Sub Regional Programme - Ministry of Health & Medical Services	UNFPA		UN System	UNFPA	300,000	100,000					
	UN System TOTAL					4,792,737	797,409	600,000	1,000,000	1,000,000	1,000,000	
DNR00171	Charter flight for delivery PPE	PRC		PRC	PRC	450,000		450,000				
	PRC TOTAL					450,000						
DNR00048	Kiribati COVID-19 Emergency Response Project IDA 18_US\$2.5m	WB		WB	WB	4,058,890		570,000				
DNR00064	Health Sector System Strengthening - IDA 19_US\$14m	WB		WB	WB	18,600,000	4,000,000	674,564	2,961,500	5,429,418	6,597,565	4,902,929
	WB TOTAL					22,658,890	4,000,000	1,244,564	2,961,500	5,429,418	6,597,565	4,902,929
	MHMS SUBTOTAL					112,612,252	9,698,087	4,698,044	18,226,679	24,895,097	19,043,964	11,496,608
23 - MINISTRY OF EDUCATION												
DNR00079	Strategic Planning and Development Adviser	DFAT		DFAT	DFAT	1,155,656	250,000	340,000	340,000	340,000		
DNR00080	Kiribati Education Improvement Program (KEIP) Phase 3 to 5	DFAT		DFAT	DFAT	43,830,095	10,004,711	8,050,000				
DNR00081	New Bilateral Education program	DFAT		DFAT	DFAT	11,000,000			6,000,000	5,000,000		
DNR00082	Kiribati Education Improvement Program (KEIP) Phase 3	DFAT		DFAT	DFAT	2,750,089						
	DFAT TOTAL					58,735,840	10,254,711	8,390,000	6,340,000	5,340,000		
DNR00083	Training program in Japan	Japan		Japan	Japan	562,012		254,489	254,489	254,489	254,489	254,489
DNR00084	SDGs Global Leader	Japan		Japan	Japan	706,327		106,037	106,037	106,037	106,037	106,037
	JAPAN TOTAL					1,268,339		360,526	360,526	360,526	360,526	360,526
DNR00086	Pacific Qualification Recognition (NZQA)	MFAT	NZQA	MFAT	MFAT	530,029		56,029	162,000	162,000	75,000	75,000
DNR00087	THRIVE Early Childhood Development Research	MFAT		MFAT	MFAT	1,439,069	959,379	959,379	479,690			
DNR00088	WASH from the Start	MFAT		MFAT	MFAT	1,473,082	556,298					
	MFAT TOTAL					3,442,180	1,515,677	1,015,408	641,690	1,620,000	75,000	75,000
DNR00169	Student Transport (PRC)	PRC		PRC	PRC	1,412,106						
DNR00165	Kiribati students travel to China	PRC		PRC	PRC	125,000		125,000				
	PRC TOTAL					1,537,106		125,000				
DNR00085	Integrating FLE into Formal Curriculum	UNFPA		UN System	UNFPA	152,012	50,671					
	UN System TOTAL					152,012	50,671					
	MOE SUBTOTAL					65,135,477	11,821,059	9,890,934	7,342,215	5,862,526	4,355,526	435,526

Code	Project Title	Donor	Implementing Agency	Donor Grouping	Financial System Used	Total Project Cost	2022 Budget	2022 Rev-Budget	2023 Budget	2024 Est.	2025 Est.	2026 Est.
24 - MINISTRY OF INFORMATION, COMMUNICATIONS AND TRANSPORT												
DNR00091	East Micronesia Cable	DFAT		DFAT	DFAT	2,700,000			900,000	900,000	900,000	
DNR00092	Submarine Cable	DFAT		DFAT	DFAT	18,000,000	6,000,000					
	DFAT TOTAL					20,700,000	6,000,000		900,000		900,000	
DNR00089	Improving Internet Connectivity for Micronesia (submarine cable for Xmas)	ADB		ADB	KFSU	75,000,000	37,000,000					
	ADB TOTAL					75,000,000		37,000,000				
DNR00093	Aviation Institutional Support (PASO support to CAAK)	MFAT	PASO	MFAT	MFAT	217,528						
DNR00094	Pacific Aviation Regulatory Support - multi-country	MFAT		MFAT	MFAT	317,383	92,597	42,000	75,000			
DNR00095	Pacific Aviation Security - Security Equipment	MFAT		MFAT	MFAT	1,200,999	565,496		1,100,000		60,000	350,000
DNR00096	Pacific Maritime Safety Programme 2 - multi-country	MFAT		MFAT	MFAT	9,011						
DNR00097	Pacific Island Domestic Ship Safety (SPC) - multi-country	MFAT	SPC	SPC	SPC	37,456						
DNR00098	Kiribati Pacific Maritime Safety Programme	MFAT	MINZ	MFAT	MFAT	215,929		330,000	373,000		360,000	
DNR00099	Pacific Tourism Data Initiative	MFAT		MFAT	MFAT	196,544	58,558	58,558	79,427			
DNR00100	CERT NZ Support to Pacific - multi-country	MFAT		MFAT	MFAT	20,053						
	MFAT TOTAL					2,224,903	716,651	430,558	1,627,427	437,000	710,000	
DNR00090	Kiribati Connectivity Program_ USD\$20m	WB		WB	WB	200,000		3,191,839				
DNR00101	Kiribati Digital Government Project IDA 19_ USD\$12m	WB		WB	WB	13,950,000	220,000	312,500	2,188,220	3,372,820	5,001,645	6,136,887
	WB TOTAL					14,150,000	220,000	3,504,339	2,188,220	3,372,820	5,001,645	6,136,887
	MICT SUBTOTAL					112,064,903	6,936,651	40,934,898	4,715,647	4,709,820	6,611,645	6,136,887
25 - MINISTRY OF FINANCE AND ECONOMIC DEVELOPMENT												
DNR00102	Placement of Director for NEPO	DFAT		DFAT	DFAT	1,505,272	316,000		316,000			
DNR00103	Director for Climate Finance Unit	DFAT		DFAT	DFAT	1,348,981	316,000		316,000			
DNR00111	DFAT Unprogrammed Funded	DFAT		DFAT	DFAT	7,000,000						
	DFAT TOTAL					9,854,253	632,000	632,000	632,000			
DNR00104	Kiribati Complementary support SRBC - review of Tax and VAT Acts and administration (EUR500,000)	EU		EU	EU	770,021	155,000	205,225	200,000			
DNR00105	Technical Assistance for detailed engineering design for Kiritimati (Christmas) Island multi-purpose port (EUR2,500,000)	EU		EU	EU	3,750,000					750,000	
DNR00106	Strengthening the Economic Dialogue and Public Financial Reforms - Budget support (EUR 7.5 million)	EU		EU	EU	3,875,000						
DNR00107	11th EDF Technical Cooperation Facility (MAPE) (EUR2,200,000)	EU		EU	EU	1,401,396	742,581	171,262	42,816			
	EU TOTAL					9,796,416	897,581	376,487	3,242,816	750,000		
DNR00108	GCF Readiness funds	GCF		GCF	GCF	767,564						
	GCF TOTAL					767,564						
DNR00167	PRC Livelihood and Development Projects	PRC		PRC	PRC	10,000,000			10,000,000			
DNR00173	X-ray Machines (USD 6.8m)	PRC		PRC	PRC	10,072,500			10,072,500			
	PRC TOTAL					20,072,500			20,072,500			
DNR00043	Procurement of Equipment and Machinery	Japan		Japan	Japan	3,700,000		3,700,000				
DNR00154	ESDP on Equipment for delivery of services	Japan		Japan	Japan	3,500,000						
	Japan TOTAL					7,200,000		3,700,000				
DNR00109	Incentivising Economic Reform - Technical Assistance	MFAT		MFAT	MFAT	2,856,025	340,671	340,671	340,671			
	MFAT TOTAL					2,856,025	340,671	340,671	340,671			
DNR00112	Statistical Innovation & Capacity Building in Kiribati (PAC STAT)_ US\$2m	WB		WB	WB	2,600,000		411,320	691,017	888,450	822,639	213,886
	WB TOTAL					2,600,000		411,320	691,017	888,450	822,639	213,886
DNR00110	Gok/UNFPA Sub Regional Programme (MFED)	UNFPA		UN System	UNFPA	165,357		55,119				
	UN System TOTAL					165,357		55,119				
	MIFED SUBTOTAL					53,312,116	1,925,372	5,460,478	24,638,332	2,270,450	822,639	213,886

Code	Project Title	Donor	Implementing Agency	Donor Grouping	Financial System Used	Total Project Cost	2022 Budget	2022 RevBudget	2023 Budget	2024 Est.	2025 Est.	2026 Est
26 - MINISTRY OF WOMEN, YOUTH, SPORTS AND SOCIAL AFFAIRS												
DNR00113	Pacific Women - Shaping Pacific Development	DFAT	UN WOMEN	UN System	UN WOMEN	9,332		8,445				
DNR00114	UN Women Ending VAWG Program	DFAT	UN WOMEN	UN System	UN WOMEN	200,000		200,000	100,000	100,000	100,000	
DNR00115	Direct Aid Support	DFAT		DFAT	DFAT	400,000	100,000	100,000	100,000	100,000	100,000	
DNR00116	Social Protection System Evaluation and support	DFAT		DFAT	DFAT	1,000,000			500,000	500,000		
DNR00117	Social Protection Unit	DFAT		DFAT	DFAT	2,400,000			800,000	800,000		
DNR00118	Support to UN Program in Kiribati	DFAT		DFAT	DFAT	2,500,000						
	DFAT TOTAL					6,509,332	1,00,000	308,445	1,500,000	1,500,000	900,000	
DNR00056	Just Play (OFC)	MFAT	OFC	MFAT	MFAT	194,670	67,199	67,199				
DNR00119	Negotiated Partnership with Child Fund New Zealand	MFAT	CHILD FUND	MFAT	MFAT	1,569,248	411,961		438,256	195,000		
DNR00120	Partnership with NGOs	MFAT		MFAT	MFAT	109,269	36,423	36,423				
DNR00121	High Commission Fund (Community Grants)	MFAT		MFAT	MFAT	264,374	70,500	70,500	70,500	70,000		
	MFAT TOTAL					2,137,561	586,083	174,122	508,756	265,000		
DNR00170	GoK/UNFPA Sub Regional Programme	UNFPA		UN System	UNFPA	206,390						
	UN System TOTAL					206,390						
	MWYSSA SUBTOTAL					8,853,283	686,083	482,567	2,008,756	1,765,000	900,000	
27 - MINISTRY OF INFRASTRUCTURE AND SUSTAINABLE ENERGY												
DNR00124	South Tarawa Water Supply Project -ADB	ADB		ADB	KFSU	19,301,750		4,788,656	5,559,869	3,091,051	2,587,514	1,553,947
DNR00125	Kiribati Outer Islands Transport Infrastructure Project (KOITIP)	ADB		ADB	KFSU	17,814,030	33,700,000	1,113,563	3,054,130	4,835,831	5,986,512	2,711,154
DNR00168	South Tarawa Renewable Energy Project (Phase II) - Planned stage USD 22m - 4 yrs	ADB		ADB	KFSU	32,587,500			8,146,875	8,146,875	8,146,875	8,146,875
DNR00126	South Tarawa Renewable Energy Project (Phase I)	ADB		ADB	KFSU	50,600,000	16,000,000	23,000,000				
	ADB TOTAL					120,303,280	49,700,000	28,902,218	16,760,874	16,073,756	16,720,901	12,411,975
DNR00127	Director of Engineering Services	DFAT		DFAT	DFAT	1,636,955	316,000	316,000	316,000	316,000		
DNR00143	CFO PUB	DFAT		DFAT	DFAT	632,000			316,000	316,000		
DNR00144	Senior Civil Advisor	DFAT		DFAT	DFAT	979,000	316,000	316,000	316,000	316,000		
	DFAT TOTAL					3,247,955	632,000	632,000	948,000	948,000		
DNR00138	KiriWatSan (Outer Islands) Phase 2	EU	SPC	SPC	SPC	435,212						
	EU TOTAL					435,212						
DNR00174	Feasibility study for improvement to South Tarawa Transport network	PRC		PRC	PRC	208,000		208,000				
DNR00145	Improvement to South Tarawa Transport Network	PRC		PRC	PRC	30,000,000			7,500,000	7,500,000	7,500,000	7,500,000
	PRC TOTAL					30,208,000		208,000	7,500,000	7,500,000	7,500,000	7,500,000
DNR00123	South Tarawa Water Supply Project -GCF	GCF	ADB	GCF	KFSU	42,508,393		16,333,671	11,127,012	6,013,150	4,758,943	2,029,252
	GCF TOTAL					42,508,393		16,333,671	11,127,012	6,013,150	4,758,943	2,029,252
DNR00122	Promoting Outer Island Development through the Integrated Energy Roadmap (POIDIER)	GEF	UNDP	UN System	UNDP	43,000,000	14,000,000					
	GEF TOTAL					43,000,000	14,000,000					
	GEF TOTAL					43,000,000	14,000,000					

Code	Project Title	Donor	Implementing Agency	Donor Grouping	Financial System Used	Total Project Cost	2022 Budget	2022 RevBudget	2023 Budget	2024 Est.	2025 Est.	2026 Est
The Project for Introduction of Hybrid												
DNR00134	Power Generation System in the Pacific Island Countries	Japan		Japan	Japan	394,396		363,020	516,796			
DNR00135	Kiribati Solar PV Grid Connected Project	Japan		Japan	Japan	4,000,000						
DNR00137	ESDP on Power Generation	Japan		Japan	Japan	1,846,538						
JAPAN TOTAL						6,240,934		363,020	516,796			
DNR00129	Averting water-related emergencies	MFAT		MFAT	MFAT	129,195	56,381	56,381	152,000			
DNR00130	South Tarawa Renewable Energy Project (MFAT co-finance)	MFAT		MFAT	MFAT	2,692,200						
DNR00133	Delivery of critical utilities in South Tarawa and Kiritimati	MFAT		MFAT	MFAT	2,925,662	1,618,810					
DNR00136	Infrastructure Management Capacity Support	MFAT		MFAT	MFAT	1,000,000						
DNR00139	Reduce risk of water scarcity (via SPC)	MFAT	SPC	SPC	SPC	1,683,569	802,146	3,024,242	753,000			
DNR00140	Building Resilient water management systems	MFAT		MFAT	MFAT	325,000		180,000	145,000			
DNR00141	PUB CEO	MFAT		MFAT	MFAT	250,000		250,000				
DNR00146	Kiribati Utilities Reform Program TA	MFAT		MFAT	MFAT	3,162,893	1,373,680	852,888	1,399,898	895,820	613,637	546,629
MFAT TOTAL						12,168,519	3,851,017	4,363,511	2,449,898	895,820	613,637	546,629
DNR00128	Kiribati Italy Renewable Energy Project	IR		IR	Italy	1,333,333						
IR TOTAL						1,333,333						
DNR00131	South Tarawa Water Supply Project WB_USD\$14.9m	WB		WB	KFSU	22,122,775		3,771,265	4,469,098	4,602,725	3,548,553	1,336,275
DNR00132	Kiribati Outer Islands Transport Infrastructure Project (KOITIP)_USD\$30m	WB		WB	KFSU	44,542,500		3,058,585	4,840,285	8,656,093	11,878,000	13,778,480
DNR00142	South Tarawa Sanitation Project IDA 19_USD\$19.49m	WB		WB	WB	14,330,753	7,165,377		2,632,445	3,603,159	5,758,473	6,893,715
WB TOTAL						80,996,028	7,165,377	6,829,850	11,941,827	16,861,976	21,185,026	22,008,470
MISE SUBTOTAL						340,441,654	75,348,394	57,632,270	51,244,407	48,292,703	50,778,507	44,496,327
28 - MINISTRY OF EMPLOYMENT AND HUMAN RESOURCES												
DNR00147	Skills for Employment (Kiribati Facility)	DFAT		DFAT	DFAT	23,662,995	5,437,143	5,660,807	5,660,807	4,000,000	4,000,000	
DNR00148	Support for Apprenticeship Training & KIT/TVETSSP (KIT upgrade)	DFAT		DFAT	DFAT	1,800,000						
DNR00152	Flexible Support Facility	DFAT		DFAT	DFAT	250,000						
DFAT TOTAL						25,712,995	5,437,143	5,660,807	5,660,807	4,000,000	4,000,000	
DNR00149	Youth Learning Centre	MFAT		MFAT	MFAT	3,134,752	125,212	92,000	2,000,000	670,000		
DNR00150	MTC Institutional Strengthening TA	MFAT		MFAT	MFAT	843,205	188,287	188,287	86,026			
DNR00151	KIT School of Nursing (Infrastructure and curriculum review)	MFAT		MFAT	MFAT	10,459,604	179,831	334,000	3,000,000	9,400,000		
DNR00153	Pacific Qualification Recognition	MFAT		MFAT	MFAT	610,325	56,029					
MFAT TOTAL						15,047,886	549,359	614,287	5,086,026	10,070,000	4,000,000	
MEHR SUBTOTAL						40,760,881	5,986,502	6,275,094	10,746,833	14,070,000	4,000,000	

Code	Project Title	Donor	Implementing Agency	Donor Grouping	Financial System Used	Total Project Cost	2022 Budget	2022 RevBudget	2023 Budget	2024 Est.	2025 Est.	2026 Est
29 - MINISTRY OF LINE AND PHOENIX ISLANDS DEVELOPMENT												
DNR00156	Partnership for a sustainable and inclusive socio-economic development of Kiritimati Island	EU	UNICEF	UN System	UNICEF	5,641,646	1,946,999	1,946,999	1,496,883			
DNR00157	Supply contract for Design, Supply, Installation, and Commissioning of HV network, power stations, 200kWp PV system and associated works for Kiritimati Island, Republic of Kiribati	EU		EU	EU	165,384						
DNR00158	11th EDF NIP - Building Resilience through Improved Sanitation (BRIS) - Implemented by UNICEF (EUR6,250,000)	EU	UNICEF	UN System	EU	8,584,660	2,544,784					
DNR00160	11th EDF NIP - Provision of Safe and Sustainable Drinking Water for Kiritimati - Implemented by SPC (EU EUR\$6,200,000.00)	EU	SPC	SPC	SPC	8,299,320	1,630,600	1,000,000	3,117,500	3,117,500		
EU TOTAL							6,122,383	2,946,999	4,614,383	3,117,500		
DNR00155	Economic and Social Development Program on Kiritimati	Japan		Japan	Japan	3,000,000						
JAPAN TOTAL							3,000,000					
DNR00159	11th EDF NIP - Provision of Safe and Sustainable Drinking Water for Kiritimati - Implemented by SPC (MFAT NZD\$2,000,000 = EUR1,200,000)	MFAT	SPC	SPC	SPC	1,861,908		1,861,908				
MFAT TOTAL							1,861,908	1,861,908	4,614,383	3,117,500		
MLPID SUBTOTAL							6,122,383	4,808,907	4,614,383	3,117,500		
37 - MINISTRY OF JUSTICE												
DNR00161	Pacific Justice Sector Programme	MFAT		MFAT	MFAT	1,006,177	185,500	230,000	172,000	177,000	187,000	
DNR00162	Chief Justice Secondment	MFAT		MFAT	MFAT	804,382	370,454	440,000	310,000	310,000	130,000	
MFAT TOTAL							1,810,558	670,000	482,000	487,000	317,000	
DNR00172	ASYCUDA World Implementation	MFAT/DFAT		Others	MFAT/DFAT	854						
Others TOTAL							854					
MOJ SUBTOTAL							1,811,412	670,000	482,000	487,000	317,000	
Grand Total							913,798,637	145,952,727	151,204,840	126,906,245	103,700,894	80,734,653

Additional Tables

TABLE 8: COMPLETED PROJECTS

MINISTRY	CODE	PROJECT TITLE	DONOR	FINANCIAL SYSTEM USED	TOTAL PROJECT COST
OB	0901J017	Disaster Resilience in Pacific -SIDS (RESPAC)	UNDP	GoK	55,862
OB	0901F122	COP 21	GoK	GoK	459,677
OB	0901F112	Rehabilitation of the Aftermath of Cyclone PAM	MFAT	GoK	48,870
OB	0901J028	National Adaptation Plan Global Network	IISD	GoK	28,137
OB	0901I005	Support for MV Butiraoi disaster	Other	GoK	-
OB	0901H064	Independence Organising Committee	Other	GoK	54,510
OB	0901H094	COP23	Other	GoK	63,610
OB	0901F078	Reconstruction from Disaster (Kuwait)	Kuwait	GoK	261,789
OB	0905K010	Emergency response to affected islands in the Southern Kiribati	MFAT	GoK	40,432
OB	0905K013	DFAT-Emergency response to affected Islands in the Southern Kiribati	DFAT	GoK	49,985
OB	DNRO0006	Banaba water crisis	MFAT	MFAT	74,375
OB	No Code	TC Sarai Repairs	MFAT	MFAT	40,447
OB TOTAL					1,177,694
PSO	10021350	Reimbursement Scheme In-Country Courses	MFAT	GoK	1,353,815
PSO	1001K006	Pacific Regional Conference on Anti Corruption	DFAT	GoK	49,985
PSO TOTAL					1,403,800
Judiciary	1102I060	Certificate in Justice	MFAT	GoK	42,111
Judiciary	1102J006	Local Orientation workshop	MFAT	GoK	10,970
Judiciary	1101E226	Sixth National Co-ordinators Leadership Workshop, Cook Islands	PJDP	GoK	2,748
Judiciary	1101E227	Enabling Rights and Delay Reduction Workshops	PJDP	GoK	9,882
Judiciary	1101G021	Judiciary Enabling Rights Outreach (Kiribati)	DFAT	GoK	85,383
Judiciary	1102H114	Lay Magistrate training Workshop at Line Islands	DFAT	GoK	8,190
Judiciary	1103H110	Second National Conference & Training to Judiciary	MFAT	GoK	13,008
Judiciary	1101J104	Kiribati Judiciary Awareness	MFAT	GoK	10,322
Judiciary	1102I042	Human right training for Magistrate and Court Clerks	MFAT	GoK	3,560
Judiciary	11024678	Child Protection/Lay Magistrate Training Workshop	DFAT	GoK	78,582
JUD TOTAL					264,756
KPS	1201E024	Support to DVSO Unit	DFAT	GoK	143,681
KPS	1204G085	Maintenance of SAR vessel	MFAT	GoK	4,985
KPS TOTAL					148,666
PSC	1301I010	Maneaba ni Maungatabu Tribunal Salaries	GoK	GoK	15,000
PSC TOTAL					15,000
MFAI	1403C020	Procurement of vehicle for Kiribati High Commission Fiji	GoK	GoK	64,837
MFAI	1405E089	Kiribati Internship Programme at New York Mission	MFAT	GoK	110,066
MFAI	1401J069	Support to Kiribati Youth Participation UNGA NY	Other	GoK	7,159
MFAI	1401F107	High Level Meeting on Climate Induced Migration	Other	GoK	100,460
MFAI	1401H113	Mauri Wear	WOGC	GoK	10,189
MFAI TOTAL					292,711
MIA	1502F012	Upgrading of Social Facilities in the O.I	GoK	GoK	1,064,948
MIA	1503I027	ICH Workshop	GoK	GoK	12,525
MIA	1502I017	TUC Garbage Truck	Japan	GoK	62,642
MIA	1502I016	BTC Garbage Truck	Japan	GoK	62,642
MIA	15024129	Upgrading of Social Facilities in the O.I	Other	GoK	9,944,501
MIA	1502H067	Construction of Tabuaeran Maneaba	Other	GoK	70,000
MIA	1502H021	Upgrading of Island Council Maneaba - Maiana	Other	GoK	43,810
MIA	1502H068	Construction of Teraina Maneaba	Other	GoK	70,000
MIA	1502E184	Te Umwanibong Maneaba	Other	GoK	62,102
MIA	15023934	Tabuaeran Housing Project	Other	GoK	94,500
MIA	15029068	Abemama Guest House	Other	GoK	157,924
MIA	15029009	Tab.North Guest House	Other	GoK	147,810
MIA	15029178	Tab.South Guest House	Other	GoK	13,200
MIA	1502D046	Butaritari Retaining Wall and Site Extension	Other	GoK	128,902
MIA	15039175	Financial Management and Local Government	CLGF	GoK	163,578
MIA	1505G019	12th Pacific Festival of Arts and Culture tbh in Guam	GoK	GoK	221,782
MIA	1504J052	National Cultural Day 2019 - Additional Supporting Fund	MFAT	GoK	1,600
MIA	15024421	Tab North new Council Office	Other	GoK	151,110
MIA	15024441	Teraina Guest House Renovation	Other	GoK	17,771
MIA	15034633	Maiana Commercial Vessel	Other	GoK	369,814
MIA	15029005	Makin Commercial Vessel	Other	GoK	369,804
MIA	1502A046	Nonouti Guest House Renovation	Other	GoK	138,956
MIA	15024209	Kuria Council Living Quarters	Other	GoK	181,015
MIA	15029065	North Tarawa Garage and Tools	Other	GoK	94,720
MIA	15039118	Tabuaeran Garage and Tools	Other	GoK	26,365
MIA	15029013	Arorae Water & Sanitation	Other	GoK	150,117
MIA	15029067	Arorae Aluminium Workshop	Other	GoK	30,593
MIA	15024477	Arorae Police Office and Cell	Other	GoK	96,830
MIA	15024628	Arorae Council Office	Other	GoK	191,122
MIA	15028014	Tab North Extension of Council Office	Other	GoK	171,169
MIA	15028195	Banaba Primary School Classroom	Other	GoK	131,998
MIA	15028004	Upgrading of Tanimainiku Wharf	Other	GoK	495,023
MIA	15028193	New Classroom for Nan Teikao	Other	GoK	208,096
MIA	1501H086	Finalizing Ministry Strategic Plan	DFAT	GoK	5,794
MIA	1502H035	Upgrading of Island Council Maneaba - KUC	Other	GoK	43,810
MIA	15024440	Tabuaeran Road Upgrading	Other	GoK	156,600
MIA TOTAL					15,353,172

MINISTRY	CODE	PROJECT TITLE	DONOR	FINANCIAL SYSTEM USED	TOTAL PROJECT COST
MELAD	1602J027	Leverage the development of local food crops and fisheries value chain	CTA	GoK	10,358
MELAD	1604E062	Soil Health Improvement	DFAT	GoK	161,027
MELAD	1604J040	Assisting SIDS to integrate Agricultural sector concerns into CCP and NDCs	IR	GoK	12,291
MELAD	1602D107	National E-Waste Management	SPREP	GoK	16,000
MELAD	1602H057	SAICM II post national project	UNDP	GoK	44,840
MELAD	1602F102	Integrating Global Env Priorities into the National and Policy Programs	UNDP	GoK	322,967
MELAD	16038058	Strategic Approach -Internat. Chemicals Mg'ment	UNDP	GoK	136,479
MELAD	1602H009	POP NIPs	UNEP	GoK	159,957
MELAD	16033708	Implementing Montreal Protocol in Kiribati	UNEP	GoK	392,193
MELAD	1602G101	The Survey of ODS alternatives at the national level in Kiribati	UNEP	GoK	32,692
MELAD	1603C109	NBSAP & 5th National Report to CBD	UNEP	GoK	142,626
MELAD	DNR00028	Building resilience to biosecurity threat- multi-country	MFAT	MFAT	47,347
MELAD	1604E218	Kiribati Outer Island Food and Water Project (KOIFWP)	IFAD	GoK	30,298
MELAD	1603E189	Consolidating Capacity Building for Invasive Species Management in Kiribati	MFAT	GoK	-
MELAD	16048204	Agricultural Center of Excellence (IFAD)	SPC	GoK	41,925
MELAD	1604E011	Food Security Climate Change	SPC	GoK	123,646
MELAD	1604F008	Strengthening Agricultural Resilience to Climate Change	SPC	GoK	13,003
MELAD	1602D102	Invasive Alien Species (IAS)	SPREP	GoK	131,534
MELAD	1604H085	Kiribati Outer Island Food and Water Project (KOIFWP)	Other	GoK	797,135
MELAD	16038105	Program of Work on Protected Areas (POWPA)	UNEP	GoK	-
MELAD	1602E088	Support to KNAP for UNCDD 10 years Strategy	UNEP	GoK	160,171
MELAD	1604K005	Shredder Machine for Butaritari Island	CND	GoK	6,340
MELAD	1604K007	Scaling the OPPO Approach and Strengthening Abaiang Vegetable Growers' Association	CTA	GoK	19,030
MELAD	1604K021	Agricultural Equipment	PRC	GoK	500
MELAD	DNR00032	Enhancing Food Security Nutrition and Resilience to COVID-19 in Kiribati	UN-C19-MPTF	FAO	200,000
MELAD TOTAL					3,002,357
MM	1701J071	Kiribati Practice Parliament for Women	UNDP	GoK	58,200
MM TOTAL					58,200
MTCIC	1803J045	Pacer Plus Trade Adviser	MFAT	GoK	189,098
MTCIC	1801G012	Kiribati Trade Capacity development and institutional strengthening project (TIE	UNDP	GoK	406,296
MTCIC	1803I036	Enhancing inclusive sustainable economic development through coconut sector	UNDP	GoK	230,046
MTCIC	1803H079	Training on Rules of Origin in Regional Trade Agreements in Kiribati	ComSec	GoK	2,865
MTCIC	1803F132	Teraina Copra Shed	GoK	GoK	32,638
MTCIC	1803H080	PACER Plus Consultation to Facilitate Ratification	OCTA	GoK	25,000
MTCIC TOTAL					885,943
OAG	2003J019	Prosecution training on Money-Lending, Cybercrime, Anticorruption and Fraud	IPA	GoK	1,681
OAG	20014678	Child Protection	DFAT	GoK	222,609
OAG TOTAL					224,290
MFMRD	2103I101	NZ Pacific Partnership on Ocean Acidification Phase I and II	MFAT	GoK	9,593
MFMRD	2104G124	Waa N O - North Tarawa	GoK	GoK	49,000
MFMRD	2105J022	Drone Survey for South Tarawa Water and Betio	SPC	GoK	11,041
MFMRD	2103E074	Diversification of Seaweed Industries in Pacific	DFAT	GoK	72,392
MFMRD	2103F099	Revitalizing Kappahycus Alvarezii in Kiribati	FAO	GoK	54,388
MFMRD	2101C146	Te Waa n O for Tamana	GoK	GoK	90,612
MFMRD	2101C147	Te Waa n O for Arorae	GoK	GoK	90,612
MFMRD	2101E069	Te Waa n O Nikunau	GoK	GoK	96,112
MFMRD	2101C144	Waa n Oo for Kuria	GoK	GoK	76,862
MFMRD	2103F128	Integrated Fish and Local Market - Bairiki	ROK	GoK	415,844
MFMRD	2103F129	Kiribati Sustainable Coastal Fisheries Programme Inception Period	MFAT	GoK	202,345
MFMRD	2103G032	Marine Stewardship Council Training	PNA	GoK	3,201
MFMRD	2102G020	Procurement of Vessel	GoK	GoK	200,000
MFMRD TOTAL					1,372,002

MINISTRY	CODE	PROJECT TITLE	DONOR	FINANCIAL SYSTEM USED	TOTAL PROJECT COST
MHMS	2203H046	National TB and Leprosy Program	DFAT	GoK	606,289
MHMS	2203I047	National Hepatitis B Program	DFAT	GoK	109,934
MHMS	2207I078	Travel Plan for Tupaia & Supply Activities	DFAT	GoK	13,960
MHMS	2207G104	AMR 2nd Consultation	DFAT	GoK	34,695
MHMS	DNR00047	Support to RMNCAH Program	DFAT	UNFPA	300,000
MHMS	2201K040	COVID19 Health System Preparedness	MFAT	GoK	464,005
MHMS	DNR00050	Project for Prevention and Control of Non-Communicable Diseases	Japan	Japan	110,000
MHMS	2201G114	Kiribati Internship Training Program	MFAT	GoK	1,548,936
MHMS	2203I013	HIV/TB Program	UNDP	GoK	756,518
MHMS	2203I041	High Impact Nutrition Program	MFAT	GoK	10,900
MHMS	2201H039	Global Analysis & Assessment of Sanitation and Drinking water survey	WHO	GoK	7,129
MHMS	2203G070	Enhancing the Performance of Public Health programme and departments	WHO	GoK	15,066
MHMS	2203H047	Capacity building to Health Care provider	WHO	GoK	3,200
MHMS	2203H053	Global Status report on Road Safety	WHO	GoK	1,120
MHMS	2203H077	EH inspections and HP campaign in outer islands	WHO	GoK	11,798
MHMS	2203H089	Strengthening health security and Public	WHO	GoK	5,475
MHMS	2203J010	Mental health Gap Training for Makin	WHO	GoK	8,233
MHMS	2203J042	Water quality testing Nth Trw Schools	WHO	GoK	991
MHMS	2203J065	Measles Rubella Integrated Supplementary Immunization	WHO	GoK	64,738
MHMS	DNR00059	Kiribati Health Champions (CARITAS)	MFAT	MFAT	189,531
MHMS	2201C142	Specialised Clinical Services	DFAT	GoK	3,368
MHMS	2201D130	Kiribati Internship Training Program	DFAT	GoK	534,478
MHMS	2201H048	Vaccine Procurement	DFAT	GoK	150,000
MHMS	2201J096	Theraphetic Policy & Guideline Review	DFAT	GoK	1,047
MHMS	2201E014	Gynaecological Clinic for GBV	DFAT	GoK	149,940
MHMS	2201H043	Eliminate Dengue	DFAT	GoK	1,015,113
MHMS	2203G057	Capacity Building of Tungaru Rehabilitation Services	DFAT	GoK	145,625
MHMS	2203G067	Kiribati National TB Program - Interim Support	DFAT	GoK	275,572
MHMS	2208F028	Strengthening Tungaru Rehabilitation Centre	DFAT	GoK	230,985
MHMS	2214G060	Te Meeria Wellness Centre	DFAT	GoK	105,000
MHMS	2201I025	Procurement of Ambulance	Japan	GoK	63,961
MHMS	2203H042	Motorcycles for TB & Leprosy programs	Japan	GoK	45,876
MHMS	2201E211	STEPS	MFAT	GoK	104,140
MHMS	2203H091	Upgrade of Office space to an Eye Clinic	FHF	GoK	38,551
MHMS	2203F071	Health Care Waste Officer	SPREP	GoK	12,847
MHMS	2201H049	Freight payment for a CT scan	Other	GoK	88,000
MHMS	2201F104	Supporting Youth Friendly Health Service & Sexual Reproductive Health Program	UNFPA	GoK	305,538
MHMS	2203G036	Reproductive Health and Family Planning	UNFPA	GoK	669,319
MHMS	2203G037	Gender Base violence program	UNFPA	GoK	11,765
MHMS	2203E084	Nutrition Review & Child Health Integrated Workshop	MFAT	GoK	130,707
MHMS	2203F003	Kiribati Child Survival Strategy	UNICEF (RR)	GoK	27,385
MHMS	2203F080	Child Survival Program	UNICEF (RR)	GoK	119,570
MHMS	2203G042	Expanded Program on Immunization	JAPAN	GoK	96,252
MHMS	2203H006	EPI & Cold Chain consultations	JAPAN	GoK	7,800
MHMS	2203I026	Formative research of Nutrition & WASH	MFAT	GoK	27,131
MHMS	2203I044	Mental Health Gap Training for aranuka & Beru	WHO	GoK	20,730
MHMS	2201E211	STEPS	MFAT	GoK	88,000
MHMS	2201F144	Review of National Strategic Plan, Budget and ER 2016	WHO	GoK	15,165
MHMS	2201H040	World Health Day Awareness week	WHO	GoK	6,221
MHMS	2201H044	Capacity building for nurses	WHO	GoK	11,837
MHMS	2201H096	National Health Forum & Joint Performance Review	WHO	GoK	17,102
MHMS	2203E078	Effective Vaccine Management (EVM)	WHO	GoK	25,944
MHMS	2203E223	World Mental Health Day	WHO	GoK	10,588
MHMS	2203F051	Mental Health Skills Development Workshop	WHO	GoK	13,774
MHMS	2203F118	Tobacco Outreach Awareness Program	WHO	GoK	5,846
MHMS	2203F141	World AIDS Day	WHO	GoK	5,410
MHMS	2203F142	Community Based Rehabilitation training Workshop to ASWO	WHO	GoK	18,926
MHMS	2203F143	Primary Trauma Care Training	WHO	GoK	4,295
MHMS	2203F147	Mental Health Training Workshop	WHO	GoK	5,801
MHMS	2203F148	Ebola Training	WHO	GoK	4,929
MHMS	2203G011	Transmission Assessment for Year 6-7, Deworming & Morbidity	WHO	GoK	88,291
MHMS	2203G051	Early Newborn Care Training	WHO	GoK	7,872
MHMS	2203G073	Kiritimati Workshop on Hospital Leadership	WHO	GoK	10,880
MHMS	2203H052	World No Tobacco Day	WHO	GoK	3,145
MHMS	2203H095	Introduction of the PEN NCD protocol intervention (Line and Phoenix islands)	WHO	GoK	27,794
MHMS	2203I054	Gender Mainstreaming in Health	WHO	GoK	4,985
MHMS	2203I058	World Health Day 2018: Universal Health Coverage	WHO	GoK	12,875
MHMS	2203I062	2018 Global Youth Tobacco Survey - Kiribati & Line and Phoenix Islands	WHO	GoK	21,363
MHMS	2214H100	Butaritari mental health training	WHO	GoK	3,249
MHMS	2203G003	Service Delivery Community Consultation at Temaiku	WHO	GoK	10,609
MHMS	2203I050	Review of Tobacco Legislation	WHO	GoK	3,896
MHMS	2203K029	Severe Acute Malnutrition	WHO	GoK	9,036
MHMS TOTAL					9,081,048

MINISTRY	CODE	PROJECT TITLE	DONOR	FINANCIAL SYSTEM USED	TOTAL PROJECT COST
MOE	2501K056	Transport for Students: Trucks	GoK	GoK	557,100
MOE	2307J020	SPFSC Exam Administration	SPC	GoK	5,145
MOE	2308I076	Community and school based family life education programming	UNDP	GoK	186,847
MOE	2307H097	Multi-grade teaching Professional Development of KTC lecturers	UNICEF (RR)	GoK	18,680
MOE	2302F062	Six Permanent (kit set) classrooms for Satellite Primary School	GoK	GoK	150,000
MOE	2303E202	Banaba JSS Classroom	GoK & ROK	GoK	205,111
MOE	2305C076	Maintenance of Teabike College	Other	GoK	351,378
MOE	2301J072	Early Childhood Development (ECD) National forum	UNICEF (RR)	GoK	77,485
MOE	2301H098	Operationalization of ECCE legislation	UNICEF (RR)	GoK	39,433
MOE	2301G066	Code of ethics to Tabiteuea and Abaiang	UNICEF (RR)	GoK	40,498
MOE	2301G065	Monitoring of implementation of activities (Assurance & oversight)	UNICEF (RR)	GoK	16,888
MOE	2301G046	Wash in Schools Activities	MFAT	GoK	406,009
MOE	2301F091	Code of Ethics and Wash workshop	UNICEF (RR)	GoK	48,975
MOE	2301F005	Preparatory Activities for the Formulation of ECCE Bill	UNICEF (RR)	GoK	60,000
MOE	2302E058	Implementation of SIP Program - Primary & JSS	UNICEF (RR)	GoK	43,642
MOE	2312F067	Photocopiers for Education	GoK	GoK	95,295
MOE	2315K073	Regional Review on Inclusive Education	UNICEF (RR)	GoK	710
MOE TOTAL					2,303,197
MICT	2404G126	AKL Commercial Manager	GoK	GoK	230,000
MICT	2404I057	Embraer Aircraft	GoK	GoK	67,955,875
MICT	2401E039	Support to KAIP	GoK	GoK	120,000
MICT	2401F137	BPA Broadcasting Station	GoK	GoK	449,833
MICT	DNR00096	Pacific Maritime Safety Programme 2 - multi-country	MFAT	MFAT	9,011
MICT	2401G031	KAIP Additional Financing	GoK	GoK	2,610,882
MICT	2404G125	AKL Expert Aviation Team	GoK	GoK	125,800
MICT	24014352	International Air Services	GoK	GoK	23,719,384
MICT	2405H054	Dash 8 Aircraft for Air Kiribati Limited	GoK	GoK	5,700,000
MICT	2401H037	Kiribati Connectivity Project	GoK	GoK	500,000
MICT	2401E228	Kiribati Maritime Safety Programme	MFAT	GoK	638,567
MICT	2402I075	Rescue LC Linnix	Other	GoK	91,730
MICT	2405G024	Ground Handling Equipment	Other	GoK	305,500
MICT	2405H103	Redevelopment of the Air Kiribati Hanger and Office	GoK	GoK	1,000,000
MICT	2404C039	Civil Aviation Development	GoK	GoK	500,000
MICT TOTAL					103,956,583
MFED	2505G122	Support Maintenance Contract for RMS	DFAT	GoK	54,970
MFED	2506I034	Household and Emergency census for DHS-MICS social development indicator su	DFAT	GoK	62,062
MFED	2504H082	Climate change support program	GoK	GoK	150,000
MFED	2504H102	Computerized Reservation System for AKL	GoK	GoK	189,000
MFED	2504H083	Readiness supports to strengthen Kiribati engagement with the GCF	MFAT	GoK	142,890
MFED	2506I053	The household listing and emergency activity	UNFPA	GoK	771,760
MFED	2501F108	Refurbishment on Old Parliament House	GoK	GoK	50,000
MFED	2504A108	Kiribati Road Rehabilitation Project	GoK	GoK	19,614,734
MFED	2504I024	Support to Kiribati VNR report (DB18)	GoK	GoK	7,700
MFED	2507E017	Population Census 2015	GoK	GoK	300,000
MFED	2501D047	Rehabilitation of MFED Office	GoK	GoK	100,000
MFED	2506J103	Household Income and Expenditure Survey (HIES)	SPC	GoK	50,000
MFED	2501K004	Honorable Vice President's Mwaneaba	GoK	GoK	110,242
MFED TOTAL					21,603,357
MWYSSA	2602J098	Te Runga	PRC	GoK	250,000
MWYSSA	2605G083	Support to Continuation of Safenet Positions	DFAT	GoK	64,774
MWYSSA	2603H041	Support to Toa Mataoa Seawall and Maneaba	DFAT	GoK	51,435
MWYSSA	2603I004	Accessibility Audit Training	DFAT	GoK	62,706
MWYSSA	2602H061	Commonwealth Games (Gold Coast)	GoK	GoK	110,245
MWYSSA	2602F015	Sport Incentive for Commonwealth Games	GoK	GoK	10,000
MWYSSA	2602F063	Pacific Games	GOK	GoK	623,712
MWYSSA	2602G013	Kiribati Team Participation 2016 Oceania Wrestling	GoK	GoK	16,567
MWYSSA	2602F198	Kiribati Weightlifting Team to USA and Canada	GoK	GoK	23,712
MWYSSA	26039153	School Fee for Unprivileged Children	GoK	GoK	1,316,981
MWYSSA	2605I077	National Women's Expo	GoK	GoK	50,000
MWYSSA	2602I043	Beijing +25 project	UNDP	GoK	7,336
MWYSSA	2602C024	Women Economic Empowerment/Assist. to Women	Other	GoK	100,000
MWYSSA	26058200	UNIFEM	DFAT	GoK	61,685
MWYSSA	2603J009	ECCE & Positive Parenting in Kiribati (UNICEF NZ and UNICEF Pacific)	MFAT	GoK	28,102
MWYSSA	2603J016	Psychosocial support for Arorae & Tamana	DFAT	GoK	27,723
MWYSSA	2603F069	Disability Unit Strengthening	DFAT	GoK	49,985
MWYSSA	2605E046	National Laws and Policies on ESGBV & Gender Equality	DFAT	GoK	149,940
MWYSSA	2602G033	Olympic Games Contingent to Rio De Janiero	GoK	GoK	101,100
MWYSSA	2602G035	Participation of Team Kiribati in the Oceania Volleyball Tournament	GoK	GoK	50,608
MWYSSA	2602I048	Recognition of pioneers in sport	GoK	GoK	15,000
MWYSSA	2605I031	General Meeting for the Revival of AMAK	GoK	GoK	24,380
MWYSSA	2605F001	Additional Funding to EVAW Fund	DFAT	GoK	123,146
MWYSSA	2605H063	Support for WWD Staff Retreat at Tokaraetina Motel, Abaokoro	DFAT	GoK	9,945
MWYSSA	2602I037	Kiribati Participation in Micronesian game, Yap	GoK	GoK	120,001
MWYSSA	2602E065	2014 Kiribati Participation in Micronesian Games	GoK	GoK	92,220
MWYSSA TOTAL					3,541,305

MINISTRY	CODE	PROJECT TITLE	DONOR	FINANCIAL SYSTEM USED	TOTAL PROJECT COST
MISE	2709A110	South Tarawa Sanitation Improvement Sector Project	DFAT	GoK	-
MISE	2706C044	Support to KAPIII Project	GoK & WB	GoK	216,175
MISE	2702J064	Renewable Energy System JV	GoK	GoK	250,000
MISE	DNR00128	Kiribati Italy Renewable Energy Project	IR	Italy	-
MISE	2709H010	Betio landfill seawall rehabilitation project	MFAT	GoK	231,269
MISE	2706E199	Water Quality Monitoring Design for Kiribati	MFAT	MFAT	10,000
MISE	No Code	Solar distillation Pilot	MFAT	MFAT	16,197
MISE	2705G059	Te Meeria Male Facilities	DFAT	GoK	272,850
MISE	2705E027	Reconstruction of Tungaru Rehabilitation Centre	DFAT	GoK	630,910
MISE	2703H099	PUB Electricity Distribution Refurbishment	GoK	GoK	1,000,000
MISE	2705A051	Demolition of Otintaai Hotel East Wing	GoK	GoK	45,647
MISE	2709F064	Kings Wharf on Butaritari island	GoK	GoK	200,000
MISE	2709F065	Marakei Bridge	GoK	GoK	250,000
MISE	2709F066	Abemama Bridge	GoK	GoK	139,275
MISE	2709H003	Heavy Plant and Equipment for Roads and Seawalls	Other	GoK	2,885,905
MISE	2706C045	Support to KiriWatsan I	GoK	GoK	90,500
MISE	2706C046	Support to South Tarawa Road Upgrading	GoK	GoK	210,000
MISE	2701A024	Heavy Plants and Machines	GOK & Other	GoK	2,276,186
MISE	2706C043	Kiritimati Water Supply Project Preparation	GoK	GoK	114,500
MISE	2701F047	Maintenance of PUB Generator	GoK	GoK	1,265,573
MISE	2701F053	Support to KIIREP	GoK	GoK	7,500
MISE	2701F130	Access and Roads Maintenance South Tarawa & Betio	GoK	GoK	195,000
MISE	DNR00135	Kiribati Solar PV Grid Connected Project	Japan	Japan	-
MISE	2703I011	PUB Electricity Distribution Refurbishment phase 2	MFAT	GoK	259,955
MISE	2706I040	Water security support for South Tarawa	MFAT	GoK	1,089,980
MISE	2701D129	Infrastructure Management Capacity Support	MFAT	MFAT	-
MISE	2702B017	Purchase of cherry picker truck	ROI	GoK	25,220
MISE	2702D044	Kiribati Pacific Appliance Labelling & Standards Program	SPC	GoK	80,991
MISE	2706D063	USAID-SPREP Support to Climate Change Adaptation Initiative	SPREP	GoK	178,423
MISE	2709D074	Outer Island Road & Airstrip Upgrading	Other	GoK	1,567,566
MISE	2709F020	Heavy Plant and Equipment	Other	GoK	1,270,000
MISE	2709H087	Buota Bridge	Other	GoK	17,710
MISE	2701D048	KOIL's New Additional Fuel Storage	Other	GoK	8,504,601
MISE	2706C067	Kiriwatsan 1 Project	EU	GoK	1,566,486
MISE	2701K020	Improving Access to Quality potable water and power backup for Central Hospital	MFAT	GoK	122,955
MISE	2701K065	PUB Assistance for critical spare parts	MFAT	GoK	698,388
MISE	DNR00138	KiriWatSan (Outer Islands) Phase 2	EU	SPC	435,212
MISE TOTAL					26,124,974
MEHR	2802F191	Labour mobility enhancement	MFAT	GoK	109,623
MEHR	2802H004	VISA Fees for Seasonal Worker in MFAT	MFAT	GoK	14,238
MEHR	2802H011	RSE Liaison Office in New Zealand	MFAT	GoK	1,890
MEHR	2802G111	Maximizing I-Kiribati employment in Northern Australia	UNESCAP	GoK	40,130
MEHR	2804H049	Upgrade of MTC's Library	FRG	GoK	14,485
MEHR	2802C053	Banaba Compensation	GoK	GoK	1,484,513
MEHR	2802F127	Sustaining I-Kiribati Overseas Employment Workshop	GoK	GoK	11,357
MEHR TOTAL					1,676,236
MLPID	2908J003	Tabwakea Primary School	GoK	GoK	1,500,000
MLPID	2908F109	Kiritimati Island Energy Project	MFAT	GoK	145,890
MLPID	2909G093	Solar Salt Warehouse	Other	GoK	130,000
MLPID	2908J067	Main camp clinic	Other	Gok	27,816
MLPID	2908E077	Primary School Rehabilitation Program	DFAT	GoK	685,846
MLPID	2908I081	Focus Group for Land Use in Kiritimati	EU	GoK	24,680
MLPID	No Code	Supply contract for Design, Supply, Installation, and Commissioning of HV network, power stations, 200kWp PV system and associated works for Kiritimati Island, Republic of Kiribati	EU	EU	165,384
MLPID	2908G028	Provision of Septic Truck to Kiritimati Island	Japan	Gok	109,262
MLPID	2901D097	LC Linnix Insurance costs	Other	GoK	3,403,981
MLPID	2908B094	Upgrading of Infrastructure for MLPID	Other	GoK	183,030
MLPID	2908G039	Upgrading of Saint Francis High School	Japan	GoK	89,710
MLPID	2901K017	Shipping cost for public transport and infrastructure equipment	Other	GoK	44,910
MLPID TOTAL					6,510,510
MOJ	3702I056	Custom Broker Training	DFAT	GoK	2,691
MOJ	3705I035	OHCHR ROP Mission to Kiribati	UNDP	GoK	1,095
MOJ	3706I098	OPL Legal Staff training	DFAT	GoK	4,274
MOJ	No Code	Voting Screens	MFAT	MFAT	5,011
MOJ TOTAL					13,071
TOTAL COST					199,008,871

TABLE 9: ACQUITTED PROJECTS

MINISTRY	Project Code	PROJECT TITLE	DONOR	FINANCIAL SYSTEM USED	Amount Acquired
MHMS	2504M070	Nursing Activities Unutilized Fund	WHO	GOK	52,154
MHMS	2504M008	National Leprosy Elimination Program Unutilized Fund	WHO	GOK	25,000
MHMS	2504M009	Trachoma Unutilized Fund	WHO	GOK	20,926
MHMS	2504L082	WASH Gardening and PA in Kiribati Schools	WHO	GOK	8,998
MFED	2506I030	Demographic Health Survey	GOK	GOK	1,836
MFED	2506I052	The Household listing and emergency activity	GOK	GOK	10,615
MELAD	2504H092	GEF International Water Ridge to Reef	GEF	GOK	19,423
MOE	2304J007	Child Protection in School Policy	UNICEF	GOK	17,461
MWYSSA	2602J041	Pacific Games	GOK	GOK	26,873
MFMRD	2101C149	Te Waa n O for Nonouti	GOK	GOK	15,609
MFMRD	2101E066	Te Waa n O Makin	GOK	GOK	25,291
MFMRD	2101E067	Te Waa n O Butaritari	GOK	GOK	31,110
MFMRD	2101E068	Te Waa n O Onotoa	GOK	GOK	38,132

TABLE 10: GOK APPROVED PROJECTS

The table lists projects that have been considered and cleared by the Development Coordinating Committee (DCC) and approved by Cabinet. The list will continue to be updated.

MINISTRY	PROJECT TITLE	Total Project Cost
OB	H.E Temporary Residence State Maneaba II	49,137
OB	KHC New Building Project 2021	1,716,858
	OB TOTAL	1,765,994
KPS	Barracks and Library	951,700
	KPS TOTAL	951,700
MIA	Kiri-Log project	7,000,000
MIA	Guest House-Onotoa, Tamana and Butaritari	611,500
	MIA TOTAL	7,611,500
MELAD	Piggery training	60,315
MELAD	Renovating Agricultural and Livestock Office in Kiritimati, Manguroo	82,774
	MELAD TOTAL	143,089
MTCIC	Open integrated market	5,873,560
MTCIC	Establishment of National Centralized Laboratory and SPS Facility	5,400,000
MTCIC	Outer island Mini Copra Mill	1,737,312
MTCIC	Kiritimati Copra Mill	1,768,141
MTCIC	Security and Beautification of WW11 Relics	203,400
MTCIC	D.O Complex	716,340
	MTCIC Total	15,698,753
MFMRD	TA for Marawa Research Exploration Ltds	dependent on TA cost
MFMRD	Fisheries New Office	10,891,007
MFMRD	Boat and Engine Phase II	3,764,554
	MFMRD Total	14,655,561
MHMS	Review and Redraft "Laws of the Gilbert Islands Revised Edition 1977 Chapter 56 Mental Treatment" and implementation of new mental health legislation throughout the Republic of Kiribati	100,000
MHMS	Maintenance and Upgrading of Tungaru Central Hospital	160,000,000
	MHMS Total	160,100,000
MOE	KGV Dormitory Phase I	3,833,012
	MOE Total	3,833,012

MINISTRY	PROJECT TITLE	Total Project Cost
MICT	Short Term TA for Review of the Public Highway Protection Act (1989) :Short Term TA for new Kiribati Land transport Authority, \$26,850.	26,850
MICT	Procurement of Color Printing and Standard Binding System	114,837
MICT	AKL Refleeting in Euro Dollar, \$USD17.2 m	27,689,000
MICT	Upgrading Kanton Run Way to enable Jet Operation	21,889,338
MICT	TA for Upper Airspace	174,140
MICT	AKL Fleet Upgrade	8,400,000
MICT	Outer Islands Mobile Rollout Phase 3	10,635,580
MICT	AKA Runway for Outer Island	1,389,458
MICT	TA for the Data Protection Legislation and Development	70,000
	MICT Total	70,389,203
MFED	DBK energy efficient subsidized loan programme, US \$200,000	200,000
MFED	Improving the Ministry of Finance Computer Network and Solar Power Source systems	500,000
MFED	Centralized Payroll Software Implementation for the Government of Kiribati	2,600,000
	MFED Total	3,300,000
MISE	Solar Street Lights	250,120
MISE	Banaba Island Solar Street Lights	34,547
MISE	Power Generation/Distribution Upgrade	55,440,000
MISE	Kiribati Sanitation Roadmap Addendum	33,369,608
MISE	Nei Tangangau Bridge Rehabilitation	433,070
MISE	Outer Island Road Upgrading -Phase 1	60,700,482
MISE	TRAINING CENTER to compliment OTEC plant	7,600,000
	MISE Total	157,827,827
MLPID	Management and Marketing Advisor for Solar Salt	107,100
MLPID	Rehabilitation of Kiritimati Road Project	551,019
MLPID	Housing Project E-Grade	181,740
	MLPID Total	839,859
MOJ	Judiciary Office	183,264
MOJ	ASYCUDA	983,000
	MOJ Total	1,166,264

TABLE 11: DONOR GROUPING AND DETAILS

The Donor Grouping such as the UN System consists of bodies or organizations such as UNICEF, FAO, IFAD, UN-Women, UNEP, UNDP, UNESCO to name a few, who are implementing agencies of the donors listed. Some Donors will appear more than once. For example, DFAT who is grouped as DFAT will also appear under the UN System, this is done so given that the funds are being implemented by the agencies or bodies under the UN System i.e., UNICEF, UN-Women, etc.

Donor Grouping	Donor Abbreviation	Donor Detailed Name
ADB	ADB	Asian Development Bank
DFAT	DFAT	Australia Department of Foreign Affairs and Trade
EU	EU	European Union
GCF	GCF	Green Climate Finance
IR	IR	Italian Republic
Japan	Japan	Japan
MFAT	MFAT	New Zealand Ministry of Foreign Affairs and Trade
PRC	PRC	People's Republic of China
ROI	ROI	Republic of India
SPC	SPC	South Pacific Commission, now known as The Pacific Community
SPREP	SPREP	South Pacific Regional Environment Programme
WB	WB	World Bank
QFFD	QFFD	Qatar Fund for Development
GoK	GoK	Government of Kiribati
	GoK & DFAT	Government of Kiribati & Australia Department of Foreign Affairs and Trade
	GoK & Other	Government of Kiribati & Other
	GoK & ROK	Government of Kiribati & Republic of Korea
	GoK & WB	Government of Kiribati & World Bank
	RF	Revolving Fund
UN System	DC	Dubai Cares
	DFAT	Australia Department of Foreign Affairs and Trade
	EU	European Union
	FAO	Food and Agricultural Organization of the United Nations
	GEF	Global Environment Facility
	GPE	Global Partnership in Education
	IFAD	International Fund for Agricultural Development
	IR	Italian Republic
	ITU	International Telecommunication Union
	Japan	Japan
	KOICA	Korea International Cooperation Agency
	MFAT	New Zealand Ministry of Foreign Affairs and Trade
	NZN/DC	NZ Natcom/Dubai Cares
	NZN/GPE	GPE & NZ Natcom

Donor Grouping	Donor Abbreviation	Donor Detailed Name
Other Others	ROK	Republic of Korea
	UN-C19-MPTF	United Nation COVID-19 Multi-Partner Trust Fund
	UNDP	United Nations Development Programme
	UNEP	United Nations Environment Programme
	UNESCAP	United Nations Economic and Social Commission for Asia and the Pacific
	UNESCO	United Nations Educational, Scientific and Cultural Organization
	UNFCCC	United Nations Framework Convention on Climate Change
	UNFPA	United Nations Population Fund
	UNICEF (RR)	United Nations Children's Fund - Regular Resources
	UNSG	Secretary General of the United Nations
	WHO	World Health Organization
	WMO	World Meteorological Organization
	Other	Other
	ACIAR	Australian Center for International Agricultural Research
	CLGF	Commonwealth Local Government Forum
	CND	Republic of Canada
	COL	Commonwealth of Learning
	ComSec	Commonwealth Secretariat
	CSIRO	Commonwealth Scientific and Industrial Research Organization
	CTA	Technical Center for Agricultural and Rural Cooperation
	FFA	South Pacific Forum Fisheries Agency
	FHF	Fred Hollows Foundation
	FRG	Federal Republic of Germany
	HBF	Hepatitis B Free
	HSC	Hachiuma Steamship Company
	HSPH	Harvard School of Public Health
	IISD	International Institute for Sustainable Development
	IPA	International Prosecution Association
	ISA	International Solar Alliance
	KOIL	Kiribati Oil Company Limited
	Kuwait	Kuwait
	LDS	The Church of Jesus Christ of Latter-Day Saints Donation
	MFAT/DFAT	New Zealand Ministry of Foreign Affairs and Trade & Australia Department of Foreign Affairs and Trade
	OCTA	Office of Chief Trade Advisor
	ONOC	Oceania National Olympic Committee
	OPAGAC	Organizacion Productores Asociados de Granded Atuneros Congeladores, Spain
	PBF	Secretary General 's Peacebuilding Fund
	PF	Pacific Island Farmers
	PIFS	Pacific Islands Forum Secretariat
	PIPA	Phoenix Island Protected Area
	PJDP	Pacific Judicial Development Programme
	PJSI	Pacific Judicial Strengthening Initiative
PLF	Pacific Leprosy Foundation	
PNA	Parties of the Nauru Agreement	
PPIU	Pacer Plus Implementing Unit	
ROK	Republic of Korea	
ROT	Republic of Turkey	
Roto	Rotomould	
SCU	Southern Cross University	
SPBA	South Pacific Board Ed Assessment	
UAE	United Arab Emirates	
UNODC	United Nations Office on Drugs and Crimes	
USGS	US Geological Survey	
VSI	Vital Strategies Inc	
WOC	Winson Oil Company	
CF	Climate Finance	
CoA	Commonwealth of Australia	
WOGC	World Organization on Governance & Competitiveness	